



US00D430986S

United States Patent [19] Lipson

[11] **Patent Number: Des. 430,986**

[45] **Date of Patent: ** Sep. 19, 2000**

[54] **STRAW**

3,606,156 9/1971 Homorodean, Jr. et al. 239/33
5,031,831 7/1991 Williams, III 239/33

[76] Inventor: **Erik Lipson**, 1530 Locust St. #10B,
Philadelphia, Pa. 19102

Primary Examiner—Terry A. Wallace
Attorney, Agent, or Firm—Gifford, Krass, Groh, Sprinkle,
Anderson & Citkowski, P.C.

[**] Term: **14 Years**

[21] Appl. No.: **29/112,238**

[57] **CLAIM**

[22] Filed: **Oct. 12, 1999**

The ornamental design for the straw, is shown and described.

[51] **LOC (7) Cl. 07-00**

DESCRIPTION

[52] **U.S. Cl. D7/300.2**

FIG. 1 is a front elevation view of a straw showing my new design;

[58] **Field of Search** D7/300.2; 239/33;
215/229, 388, 389; D21/401

FIG. 2 is a rear elevation view of the straw shown in FIG. 1;

[56] **References Cited**

U.S. PATENT DOCUMENTS

- D. 372,624 8/1996 Chein D7/300.2
- D. 389,365 1/1998 Lipson D7/300.2
- 2,063,803 12/1936 Gildersleeve 239/33
- 3,517,884 6/1970 Horvath 239/33

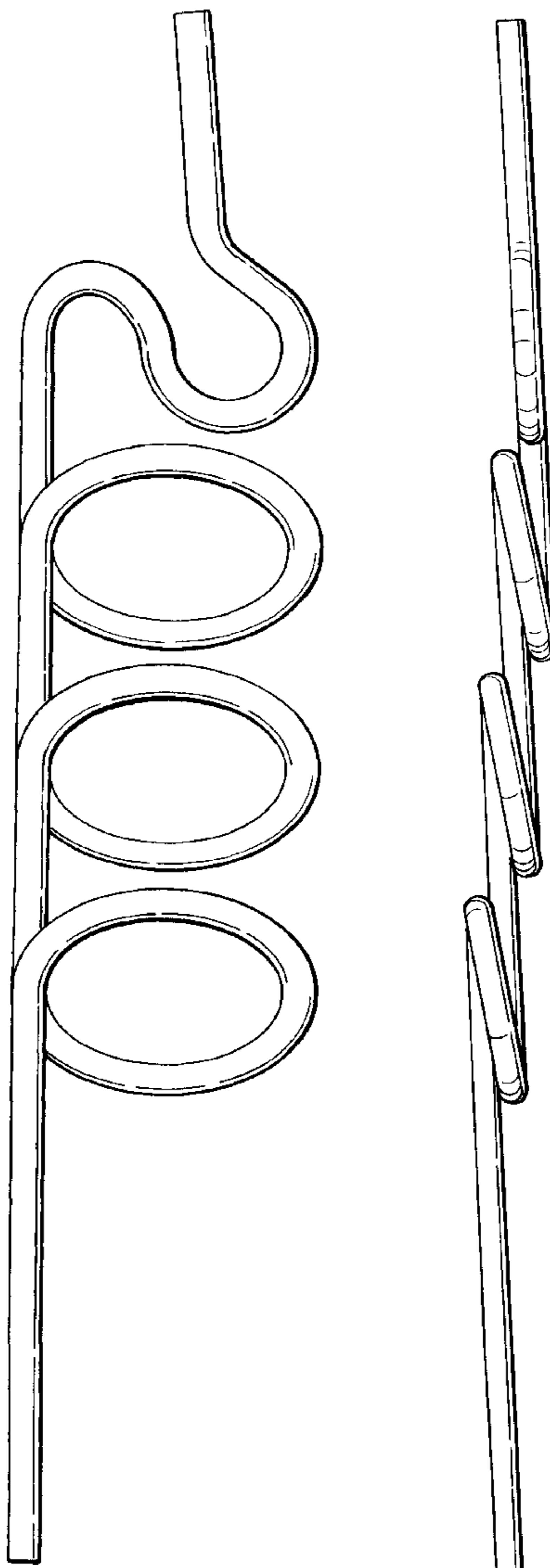
FIG. 3 is a right side elevation view of the straw of FIG. 2;

FIG. 4 is a left side elevation view of the straw of FIG. 1;

FIG. 5 is a top view of the straw of FIG. 1; and,

FIG. 6 is a bottom view of the straw of FIG. 1.

1 Claim, 2 Drawing Sheets



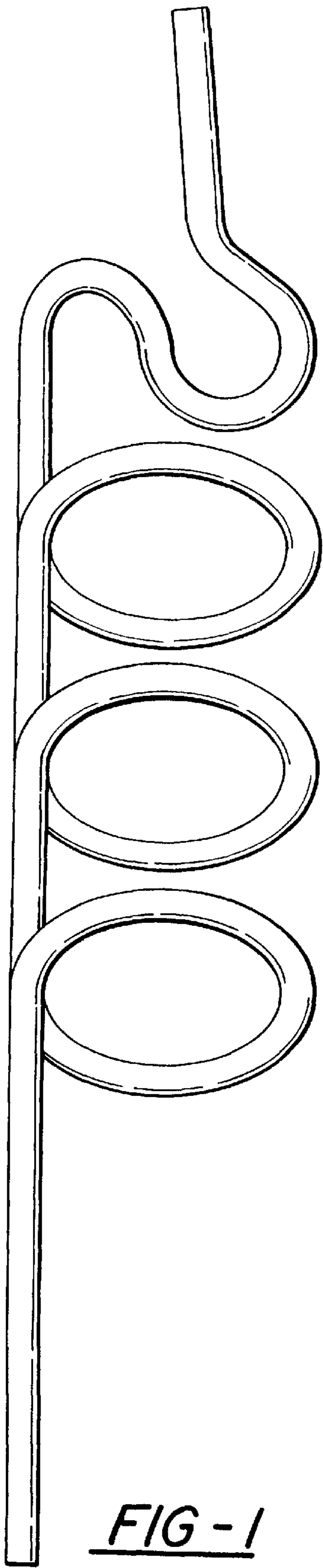


FIG-1

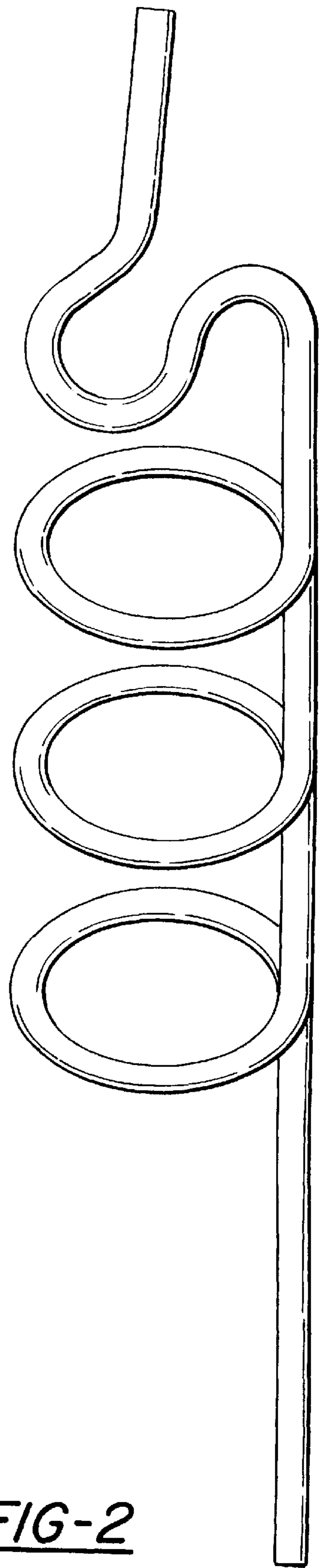


FIG-2

FIG - 3

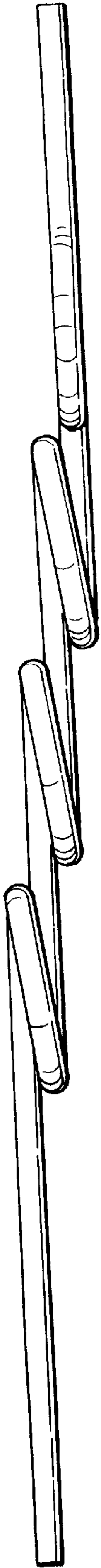


FIG - 4



FIG - 5



FIG - 6

