



US00D430975S

United States Patent [19] Grosfillex

[11] **Patent Number: Des. 430,975**

[45] **Date of Patent: ** Sep. 19, 2000**

[54] **ARMCHAIR**

[75] Inventor: **Raymond Grosfillex**, Oyonnax, France

[73] Assignee: **Grosfillex Sarl**, Oyonnax, France

[**] Term: **14 Years**

[21] Appl. No.: **29/113,987**

[22] Filed: **Nov. 16, 1999**

[30] **Foreign Application Priority Data**

May 17, 1999 [XH] Hague Agreement DMA004502

[51] **LOC (7) Cl.** **06-01**

[52] **U.S. Cl.** **D6/370; D6/379**

[58] **Field of Search** D6/334, 369, 370,
D6/374, 375, 376, 379, 380, 500, 501,
502; 297/239, 445.1, 446.1, DIG. 2

[56] **References Cited**

U.S. PATENT DOCUMENTS

D. 329,339	9/1992	Grosfillex	D6/370
D. 338,347	8/1993	Hubert	D6/370
D. 373,473	9/1996	Grosfillex	D6/370

D. 375,635	11/1996	Grosfillex	D6/369
D. 376,269	12/1996	Grosfillex	D6/370
D. 412,409	8/1999	Van Rhiene	D6/370
D. 414,052	9/1999	Van Rhiene	D6/379
D. 415,626	10/1999	Van Rhiene	D6/379
D. 417,968	12/1999	Van Rhiene	D6/370
D. 418,323	1/2000	Van Rhiene	D6/379
D. 419,325	1/2000	Van Rhiene	D6/370

Primary Examiner—Gary D. Watson
Attorney, Agent, or Firm—Dowell & Dowell, P.C.

[57] **CLAIM**

The ornamental design for an armchair, as shown and described.

DESCRIPTION

FIG. 1 is a front perspective view of an armchair showing my new design;
FIG. 2 is a front elevational view;
FIG. 3 is view taken from the left side; the opposite side being a mirror image thereof;
FIG. 4 is a rear elevational view; and,
FIG. 5 is a top plan view.

1 Claim, 2 Drawing Sheets




FIG. 1



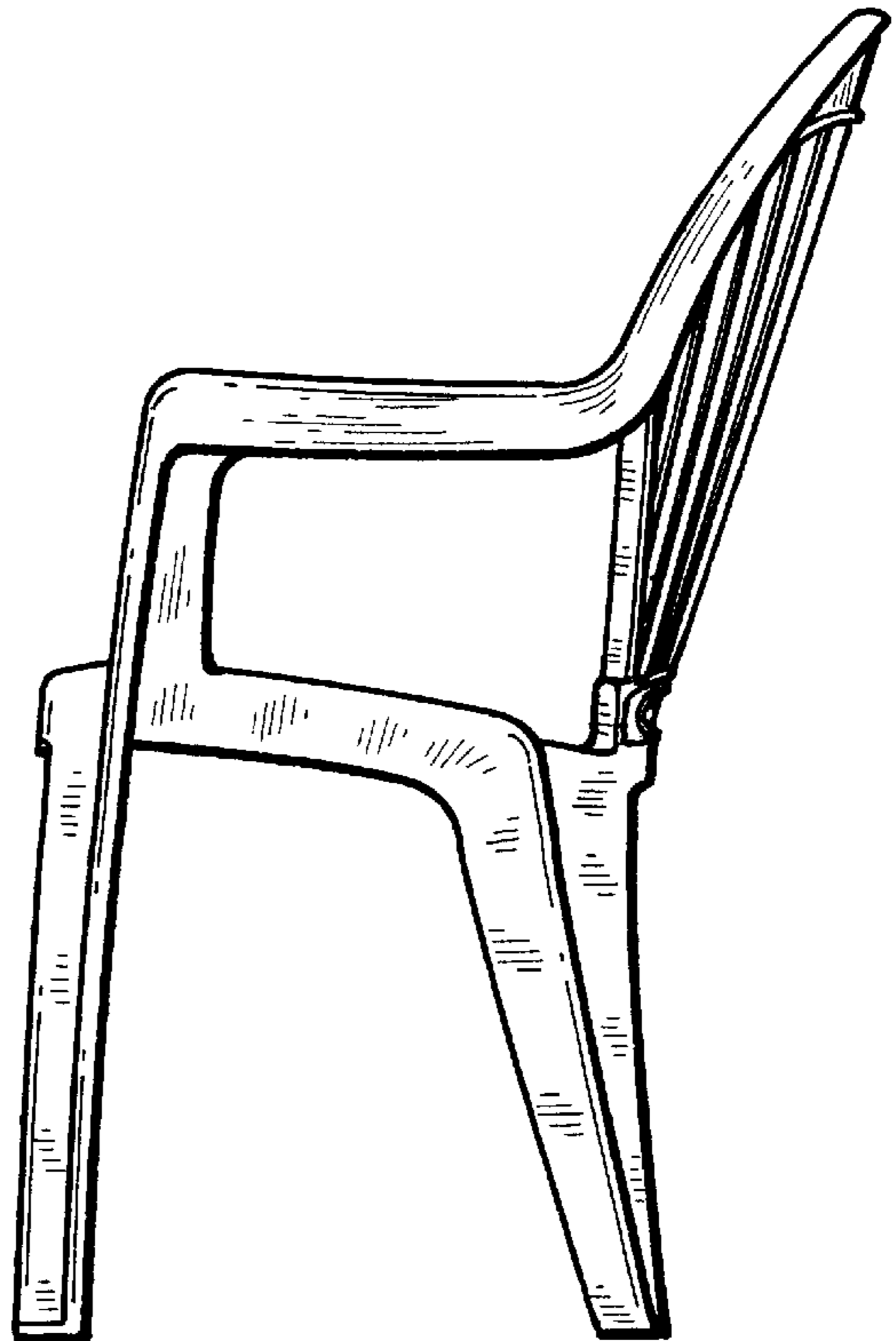


FIG. 2

FIG. 3



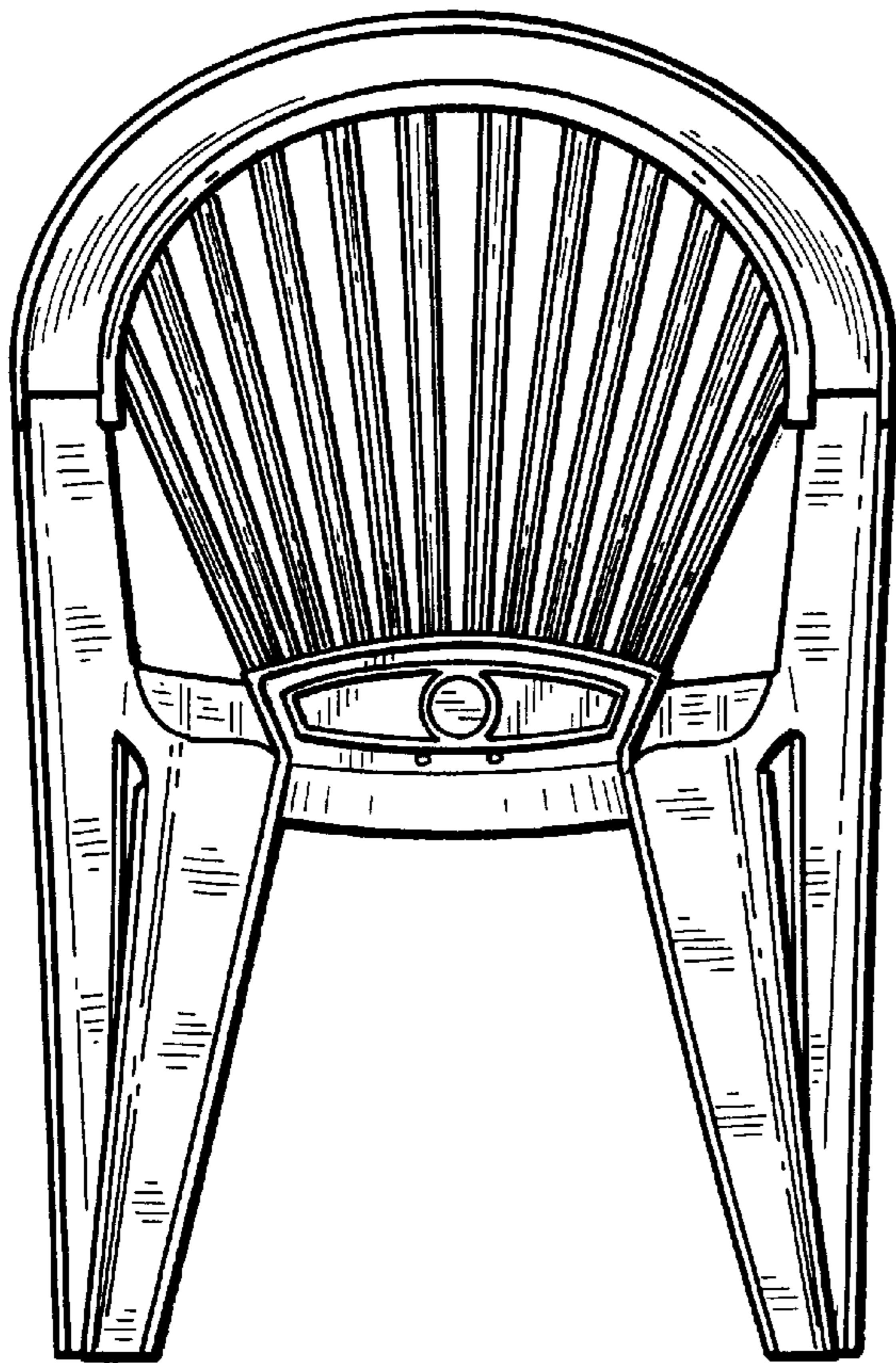


FIG. 4

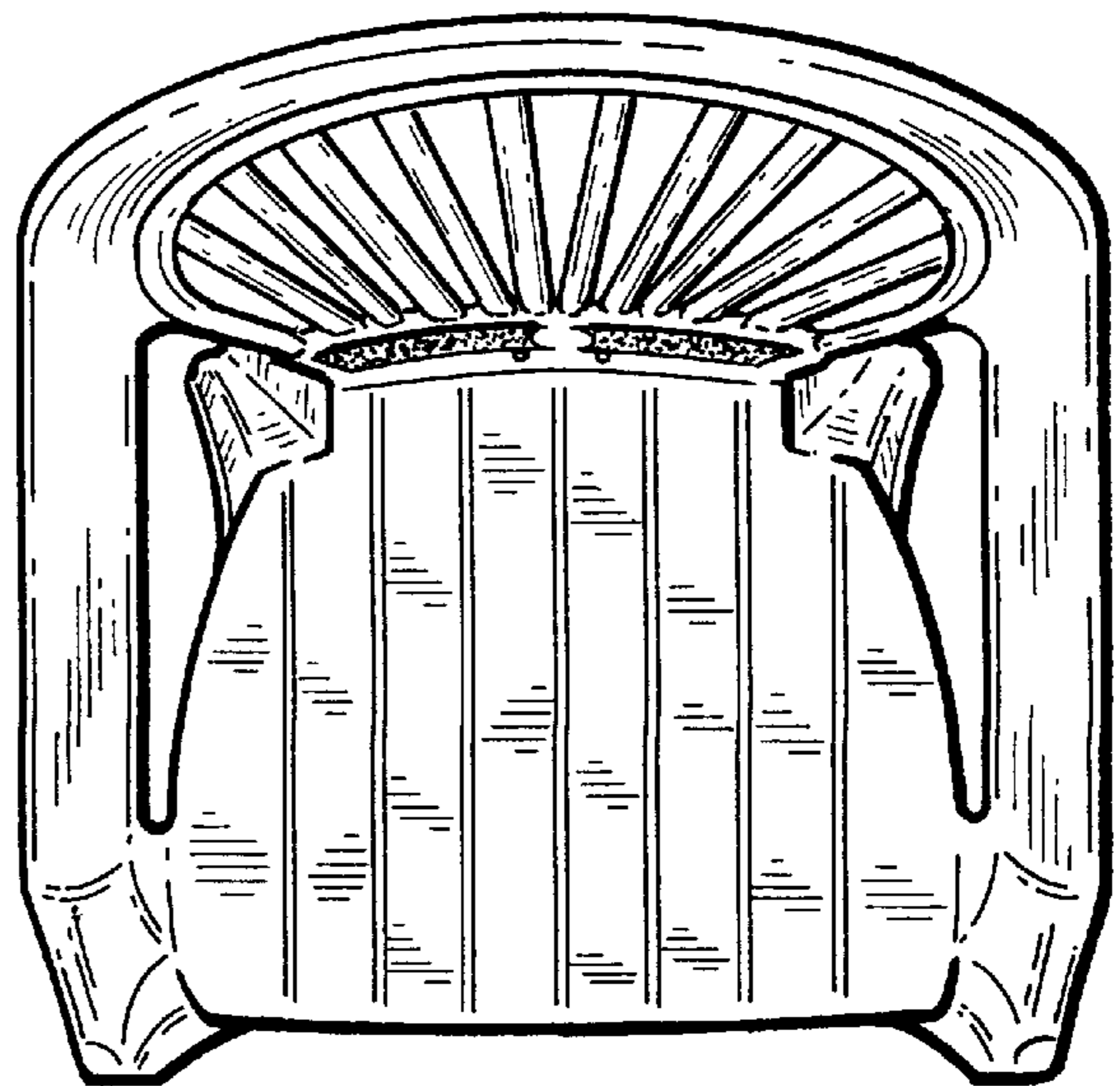


FIG. 5