



US00D430971S

United States Patent [19]

[11] Patent Number: **Des. 430,971**

Harvey et al.

[45] Date of Patent: **** Sep. 19, 2000**

[54] **HANDBAG**

4,365,658 12/1982 Stevens 383/29
5,478,154 12/1995 Pappas et al. 383/117

[76] Inventors: **Melanie Harvey; Dana Harvey**, both
of 1812 N. Ross St., Santa Ana, Calif.
92706

Primary Examiner—Louis S. Zarfaz
Assistant Examiner—Monica A. Weingart
Attorney, Agent, or Firm—Knobbe, Martens, Olson and
Bear, LLP

[**] Term: **14 Years**

[21] Appl. No.: **29/107,211**

[57] **CLAIM**

[22] Filed: **Jun. 30, 1999**

The ornamental design for a handbag, as shown and
described.

[51] **LOC (7) Cl.** **03-01**

DESCRIPTION

[52] **U.S. Cl.** **D3/246; D3/232; D3/245**

[58] **Field of Search** D3/232, 245, 246,
D3/303; 150/110, 118, 127, 129; 383/6,
29, 117

FIG. 1 is a front elevational view of the handbag of the
present invention, the rear elevational view being a mirror
image thereof;

FIG. 2 is a left side elevational view thereof, the right side
elevational view being a mirror image thereof;

FIG. 3 is a bottom plan view thereof; and,

FIG. 4 is a top plan view thereof, the straps being bent to
more clearly illustrate the design of the present invention.

[56] **References Cited**

U.S. PATENT DOCUMENTS

D. 133,454	8/1942	Tashman	D3/246
D. 227,945	7/1973	Hirtz	D3/246
269,802	12/1882	Loeb	150/129
2,256,645	9/1941	Kuhlman	150/129

1 Claim, 4 Drawing Sheets





FIG. 1

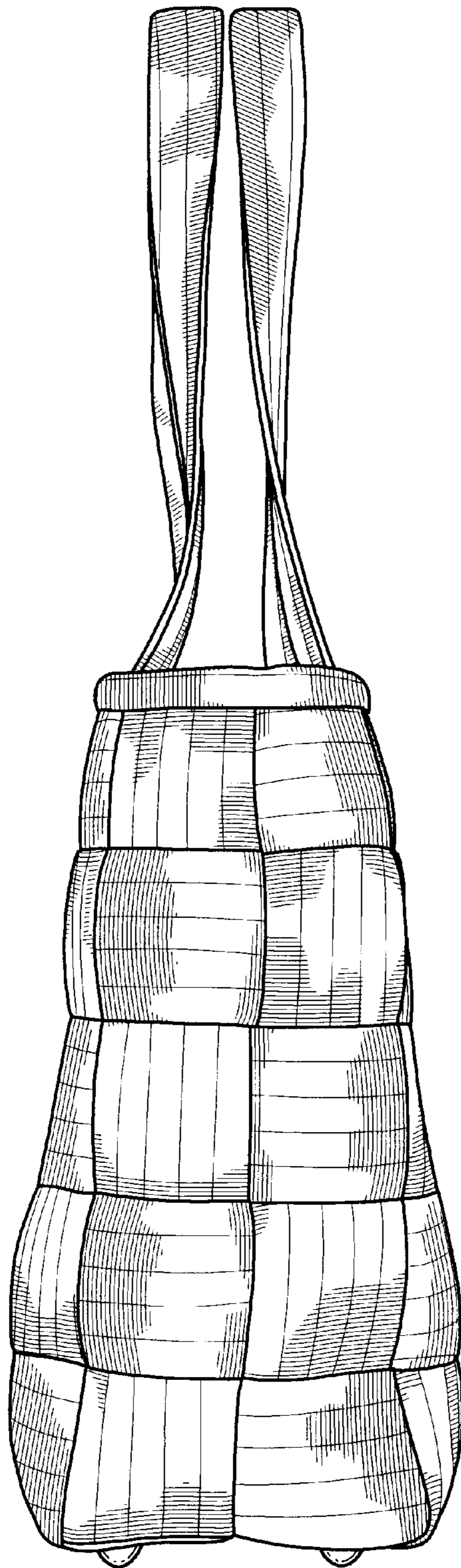


FIG. 2




FIG. 3

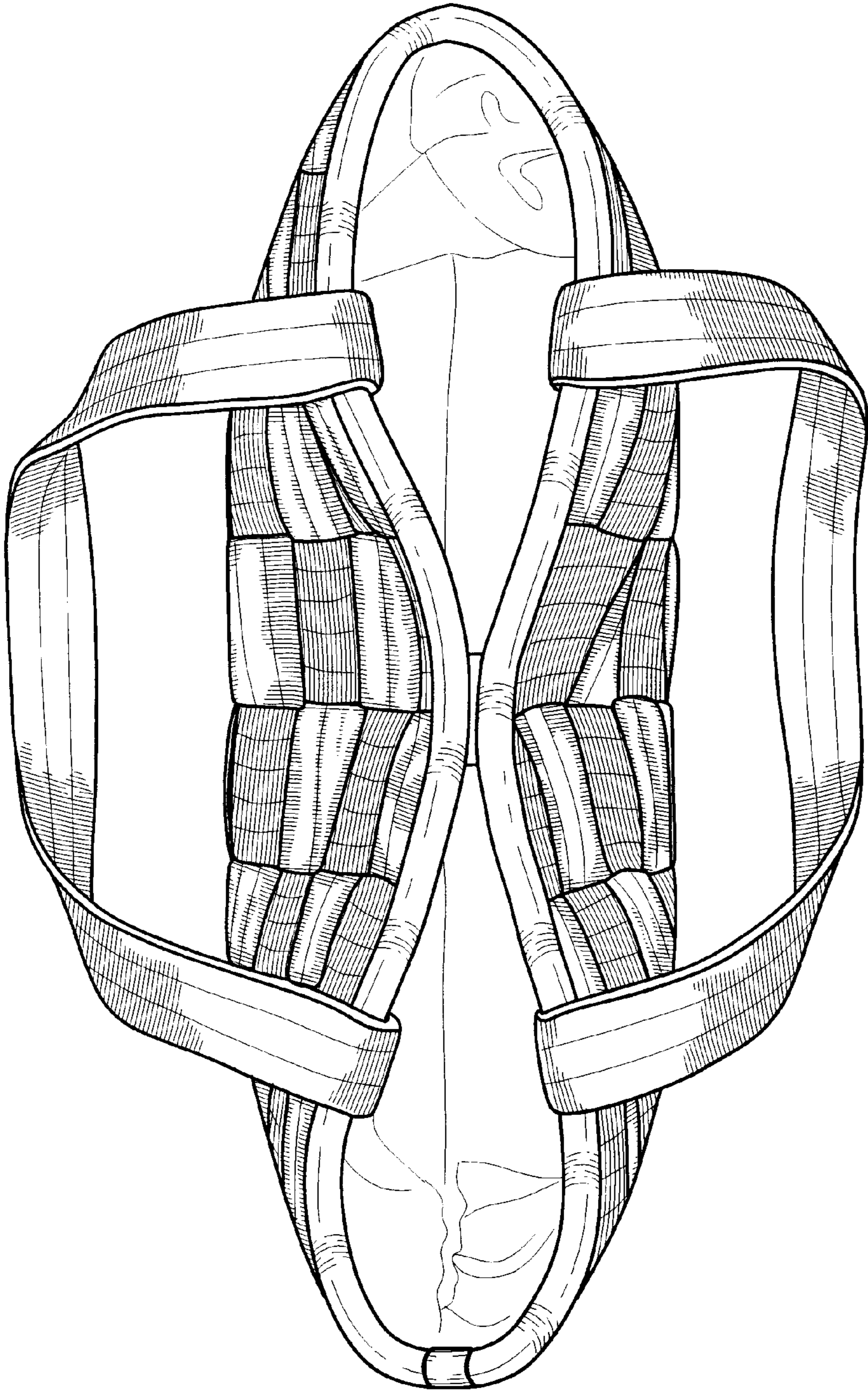


FIG. 4