



US00D430967S

United States Patent [19] Loverin

[11] Patent Number: **Des. 430,967**

[45] Date of Patent: **** Sep. 19, 2000**

[54] **SHOE SOLE**

D. 350,639 9/1994 Mitsui et al. D2/953
D. 387,892 12/1997 Briant D2/962

[75] Inventor: **Marc R. Loverin**, Winchester, Mass.

[73] Assignee: **SRL, Inc.**, Wilmington, Del.

[**] Term: **14 Years**

Primary Examiner—Celia Murphy
Attorney, Agent, or Firm—Fish & Richardson P.C.

[21] Appl. No.: **29/095,989**

[22] Filed: **Nov. 3, 1998**

[57] CLAIM

The ornamental design for a shoe sole, as shown and described.

Related U.S. Application Data

DESCRIPTION

[63] Continuation of application No. 29/068,076, Feb. 10, 1997.

FIG. 1 is a perspective view of a shoe sole showing my new design;

[51] **LOC (7) Cl.** **02-04**

FIG. 2 is a reduced bottom plan view thereof;

[52] **U.S. Cl.** **D2/952; D2/951; D2/953;**
D2/954; D2/956

FIG. 3 is a left side elevational view of FIG. 1;

[58] **Field of Search** D2/896, 897, 902,
D2/906, 908, 909, 914, 916, 919, 946-962,
964, 977; 36/3 B, 11.5, 12-15, 25 R, 28,
32 R, 44, 59 C, 66, 75 R, 76 R, 85, 101,
103, 104, 106, 113-115, 124, 126, 127-130

FIG. 4 is a right side elevational view of FIG. 1;

FIG. 5 is a front elevational view of FIG. 1; and,

FIG. 6 is a rear elevational view of FIG. 1.

A top view of the shoe sole has not been shown since it is not an element of the claimed design.

[56] References Cited

U.S. PATENT DOCUMENTS

D. 324,941 3/1992 Hatfield D2/957

1 Claim, 4 Drawing Sheets






FIG. 1

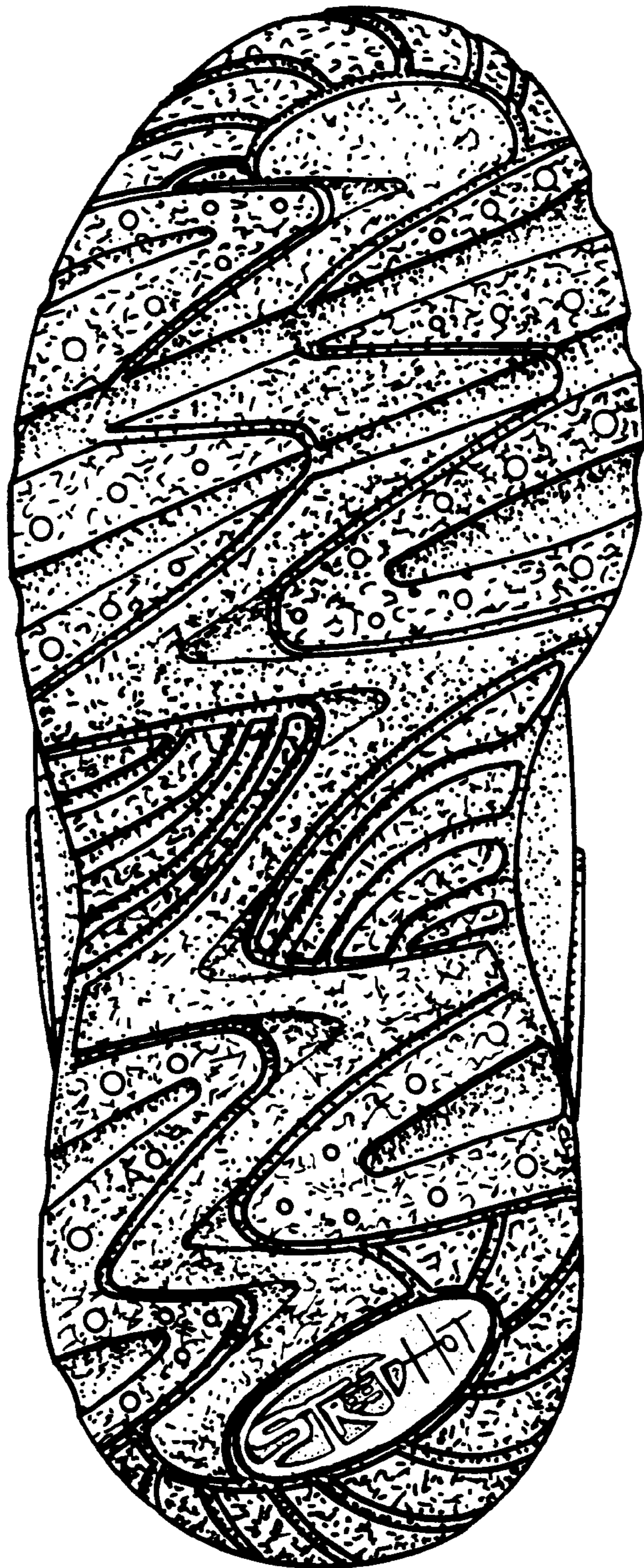


FIG. 2




FIG. 3

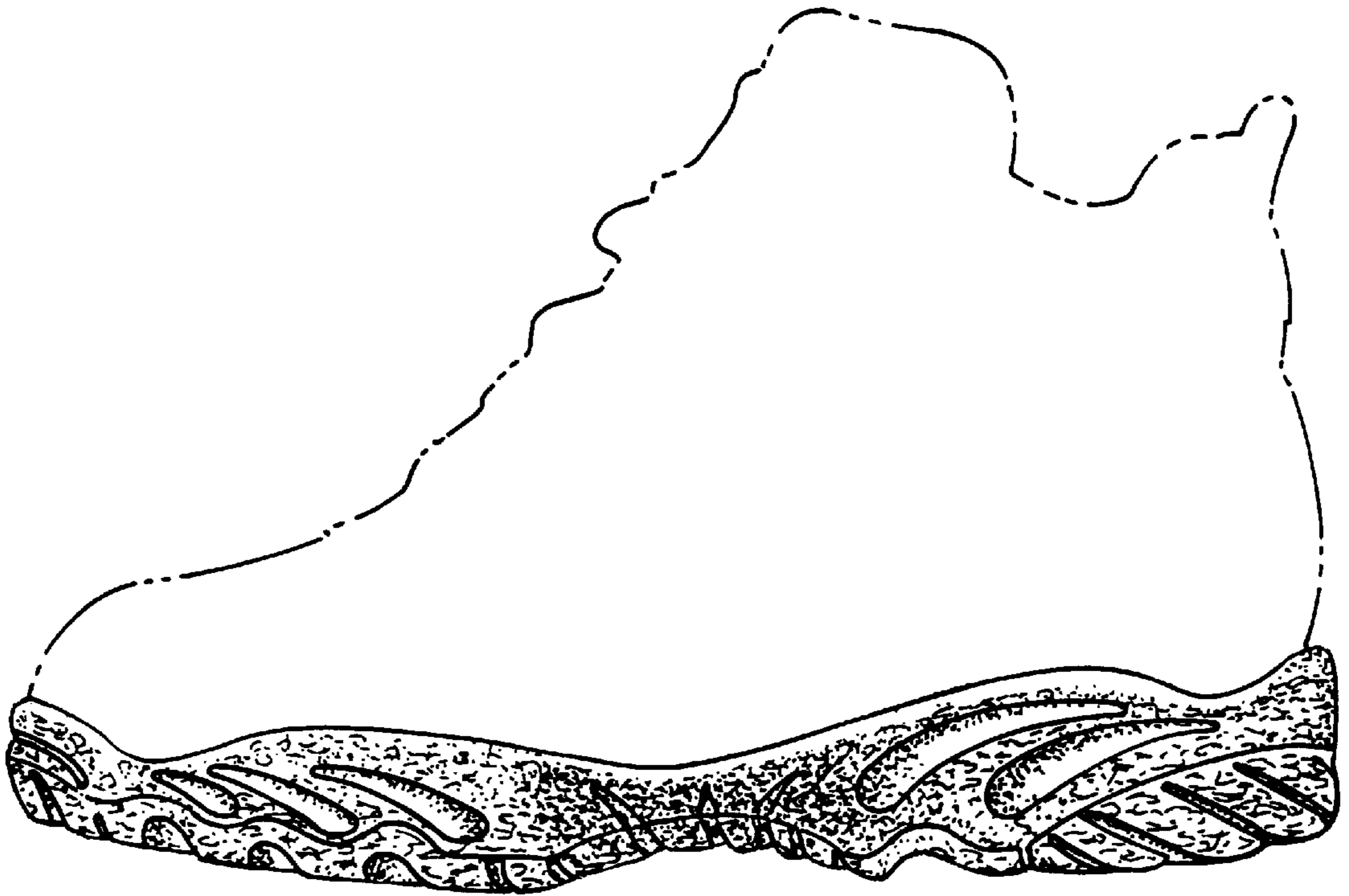


FIG. 4

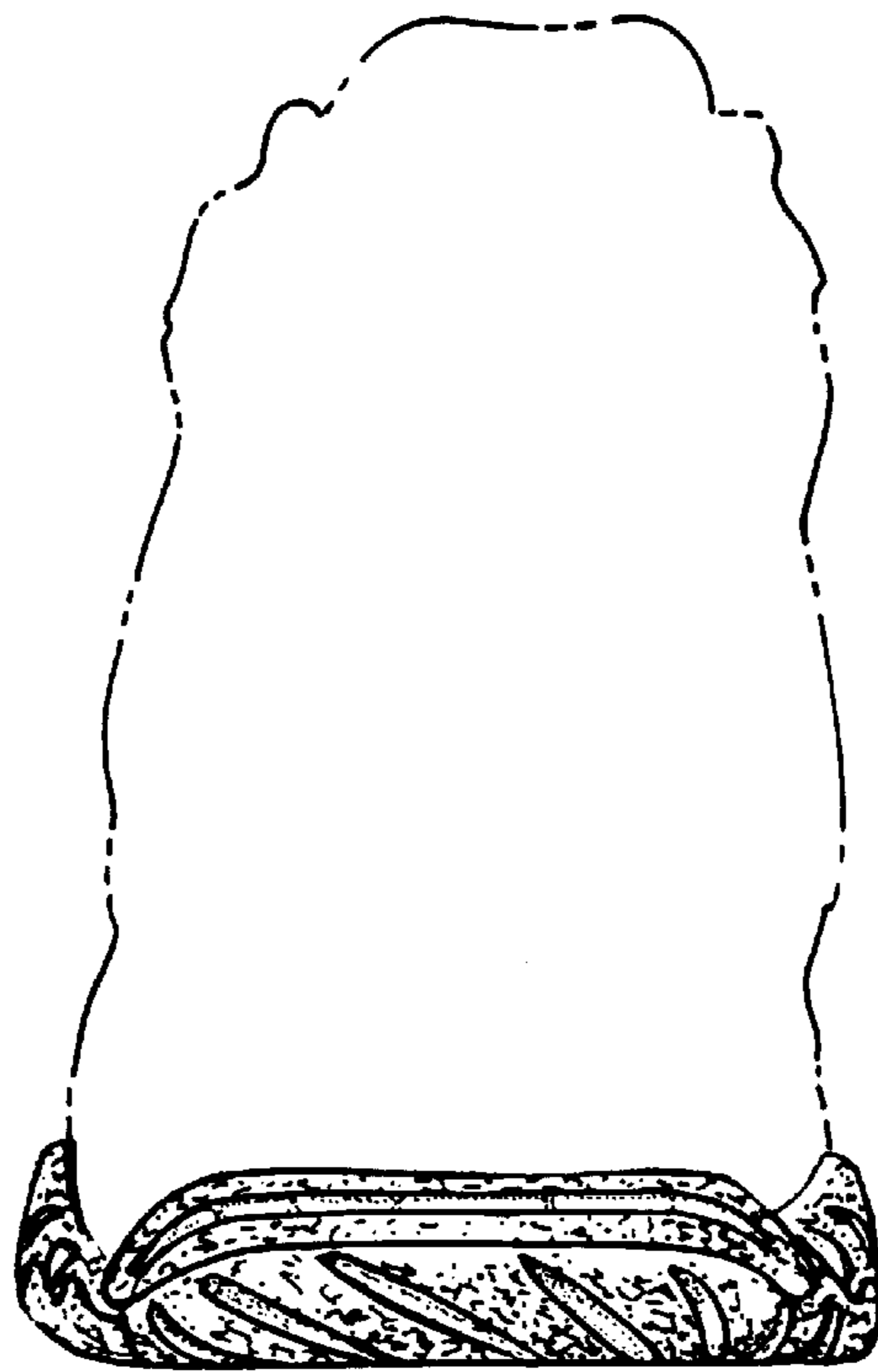


FIG. 5

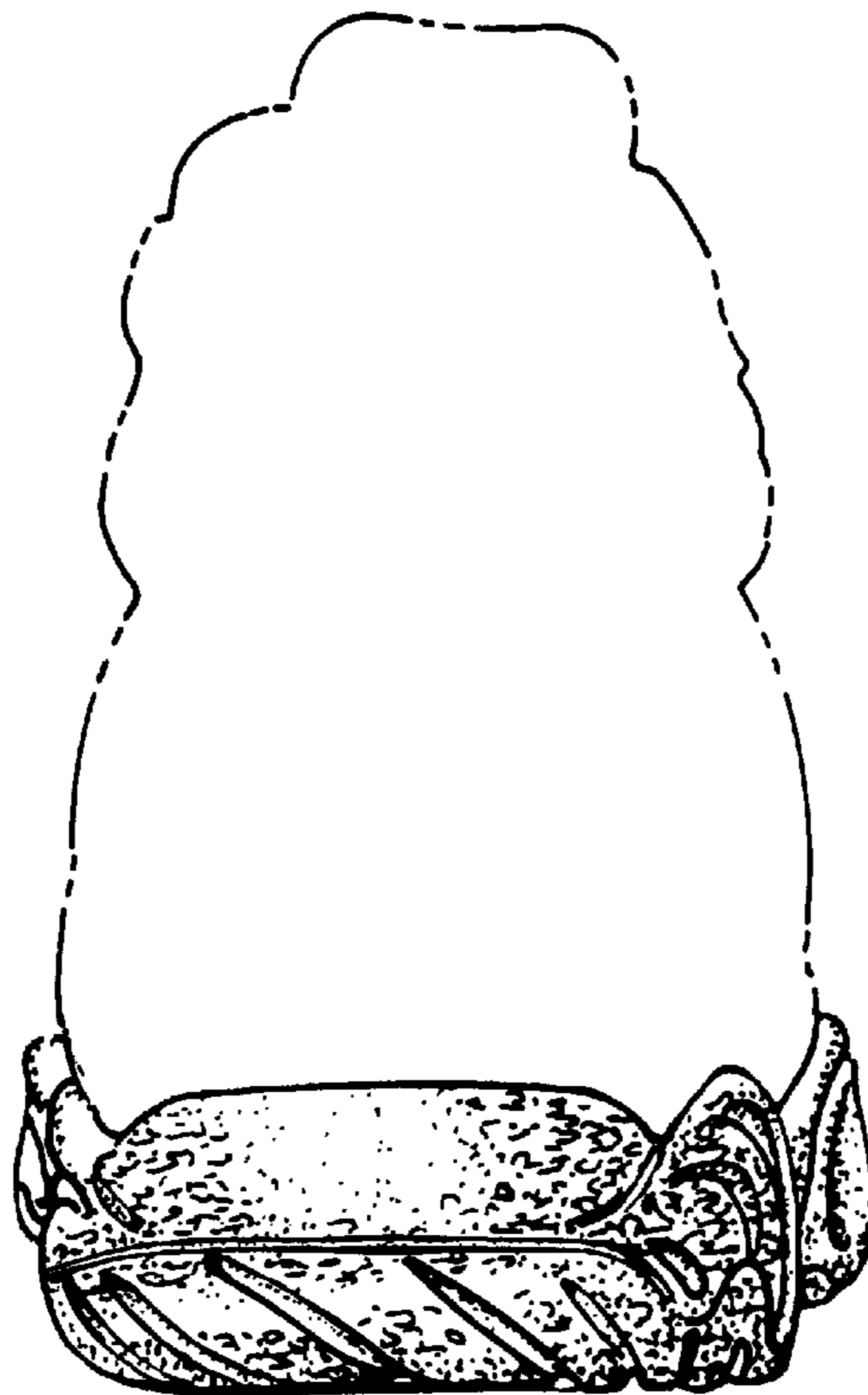


FIG. 6