



US00D430953S

United States Patent [19] Freeman

[11] Patent Number: **Des. 430,953**

[45] Date of Patent: **** Sep. 12, 2000**

[54] SOAP

[76] Inventor: **Faith Freeman**, 3632 Rebel Cir.,
Huntington Beach, Calif. 92649

[**] Term: **14 Years**

[21] Appl. No.: **29/102,764**

[22] Filed: **Mar. 31, 1999**

[51] LOC (7) Cl. **28-02**

[52] U.S. Cl. **D28/8.1; D28/8.2**

[58] Field of Search D28/8.1, 8.2; D9/307,
D9/329, 432; D11/131-134, 157; D26/6,
7; 510/133, 137-149, 440, 447; 428/7,
13, 542.2

[56] **References Cited**

U.S. PATENT DOCUMENTS

D. 118,560	1/1940	Imre	D97/314
D. 131,684	3/1942	Feinberg et al.	D9/314 X
D. 178,200	7/1956	McKenzie et al.	D26/6
D. 252,054	6/1979	Carles	D28/8.1
D. 259,064	4/1981	Lee	D28/8.2
D. 277,740	2/1985	Harmeson	D11/157
D. 298,221	10/1988	Popke	D11/132
D. 366,730	1/1996	Chen	D9/314 X
D. 412,375	7/1999	Freeman	D28/8.1
D. 413,692	9/1999	Freeman	D28/8.2
D. 415,590	10/1999	Freeman	D28/8.2
D. 416,107	11/1999	Freeman	D28/8.2
683,181	9/1901	Mereness	510/440
1,618,323	2/1927	Blomstrom	510/139
1,979,411	11/1934	Sands	401/19
3,398,219	8/1968	Kelly et al.	510/146 X

FOREIGN PATENT DOCUMENTS

59-159899	9/1984	Japan	252/FOR 115
7810659	4/1990	Netherlands	252/FOR 115

OTHER PUBLICATIONS

“Facets of the Sea”, c 1996; “Flower Power”, c 1996; Gardenia, c 1996; “Green Tea”, c 1997; “Lavender Oatmeal”, c 1995; “Orange Canteloupe”, c 1996; “Peppermint”, c 1996; “Rain Scent”, c 1995; “Stained Glass”, c 1997; “Tahitian Vanilla”, c 1997; “Virtual Blue”, c 1997; and “Fruitti Tutti”, c 1996.

Hong Kong Enterprise Oct. 1997, p. 126; 3rd soap from left in 3rd row from top Oct. 1997.

Primal Elements Winter/Spring 1999 Catalog, soaps numbered 11, 12, 13; and soaps indicated by arrows A-D, Jan. 1999.

Primary Examiner—Ted Shooman

Assistant Examiner—C Tuttle

Attorney, Agent, or Firm—Stetina Brunda Garred & Brucker

[57] **CLAIM**

The ornamental design for a soap, as shown and described.

DESCRIPTION

FIG. 1 is a front perspective view of the soap of the present invention showing my new design;

FIG. 2 is a rear elevational view thereof;

FIG. 3 is a rear elevational view thereof;

FIG. 4 is a bottom plan view of FIG. 3;

FIG. 5 is a top plan view thereof;

FIG. 6 is a right side elevational view of FIG. 2; and,

FIG. 7 is a left side elevational view thereof.

1 Claim, 1 Drawing Sheet

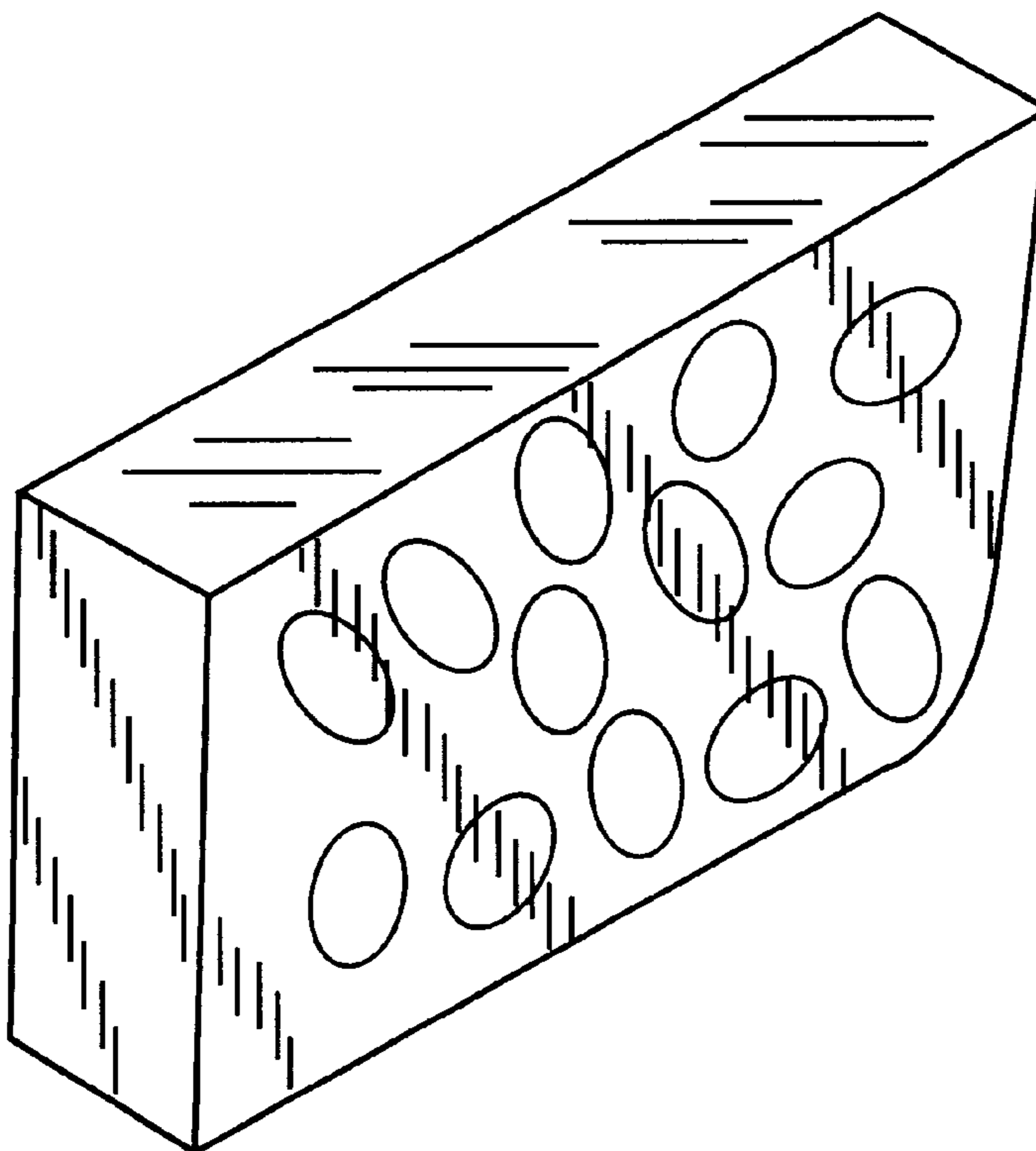


Fig. 1

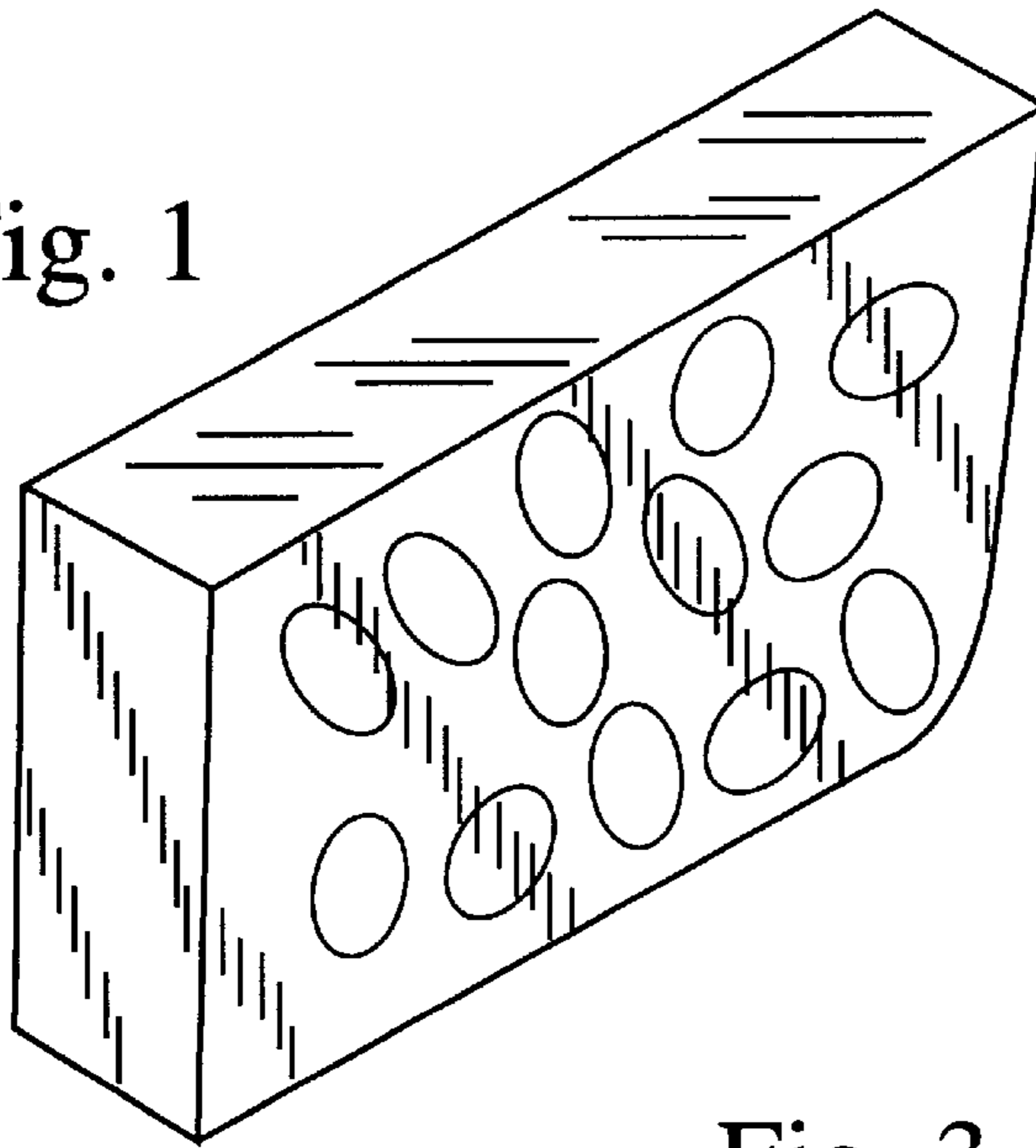


Fig. 2

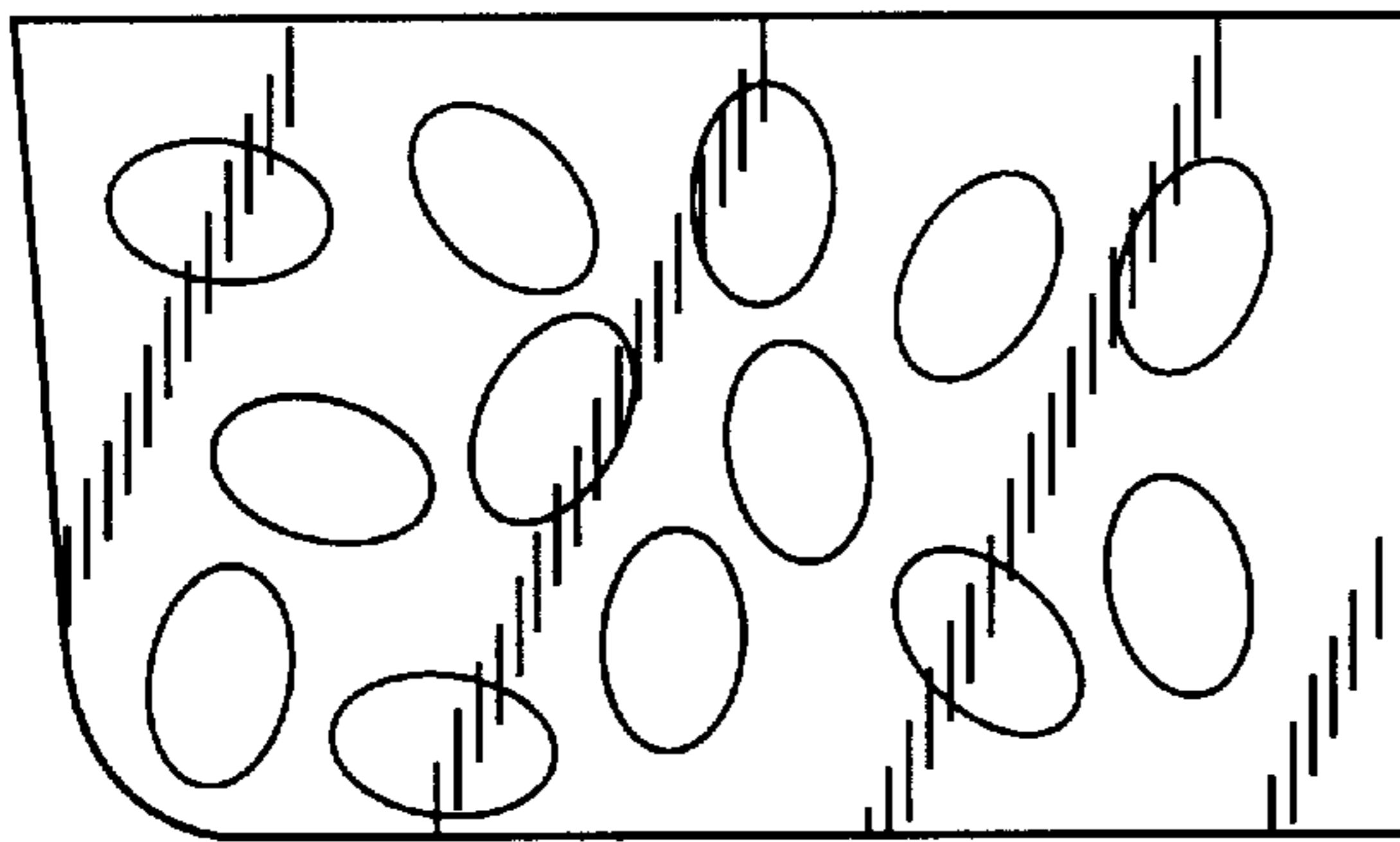


Fig. 3

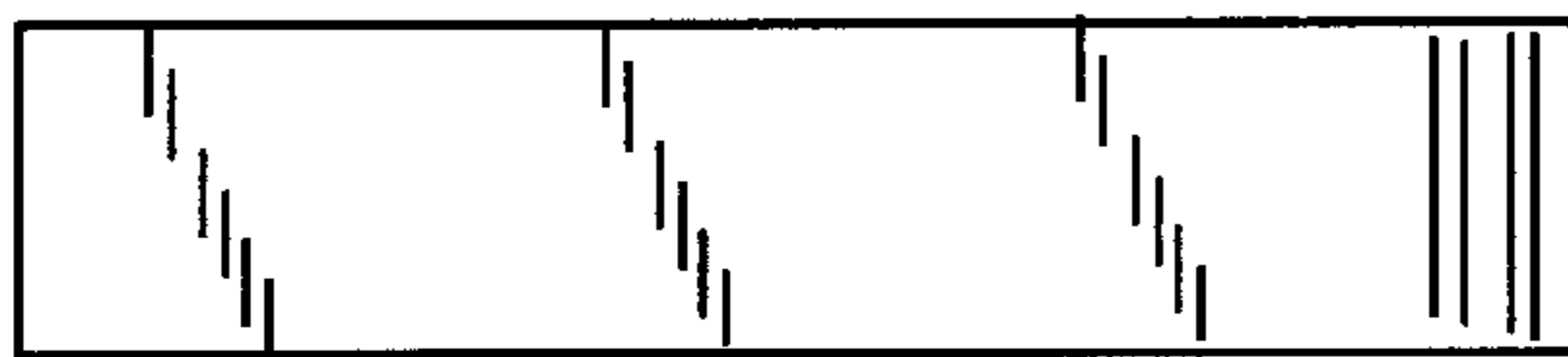
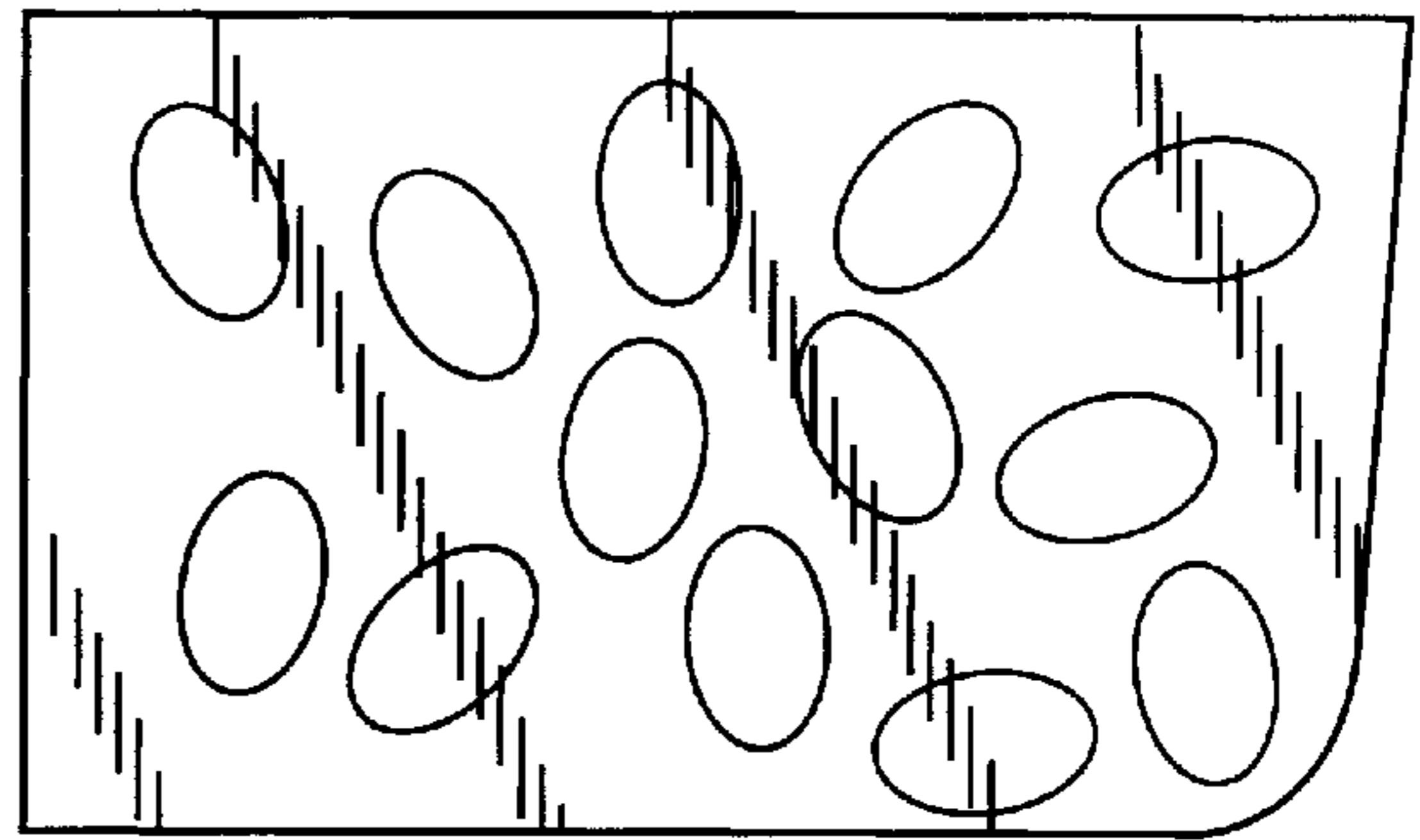


Fig. 4

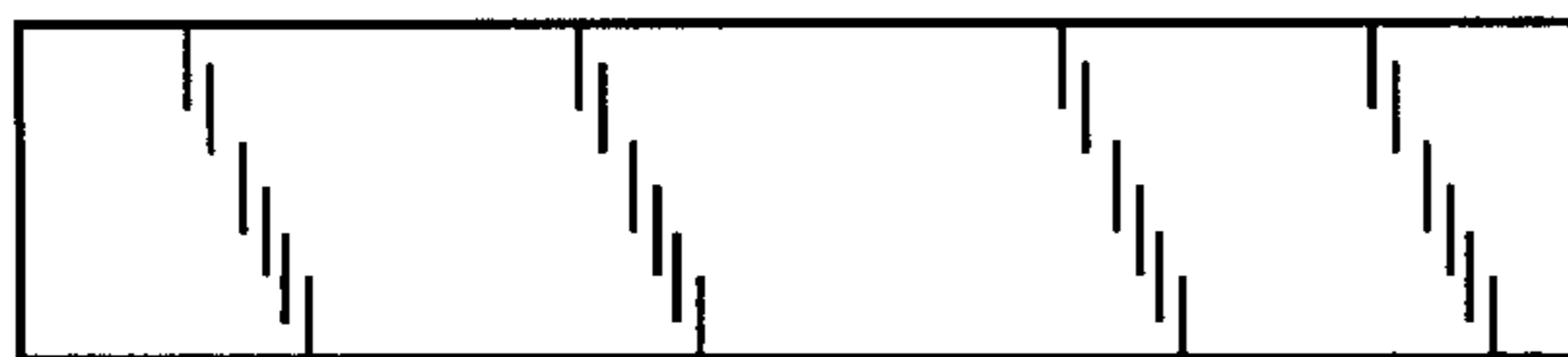


Fig. 5

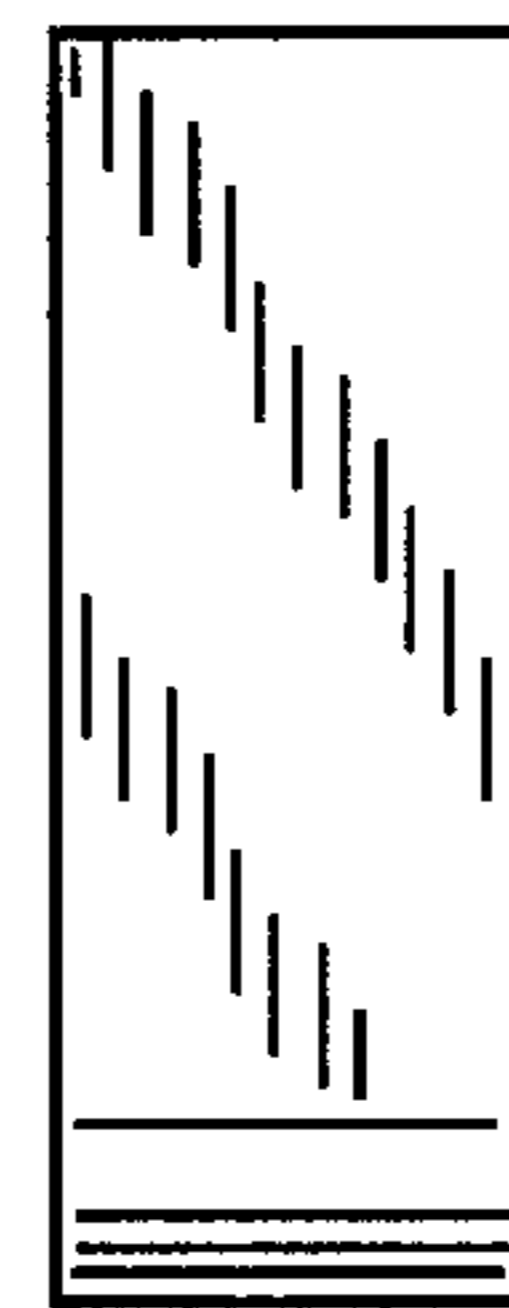


Fig. 6

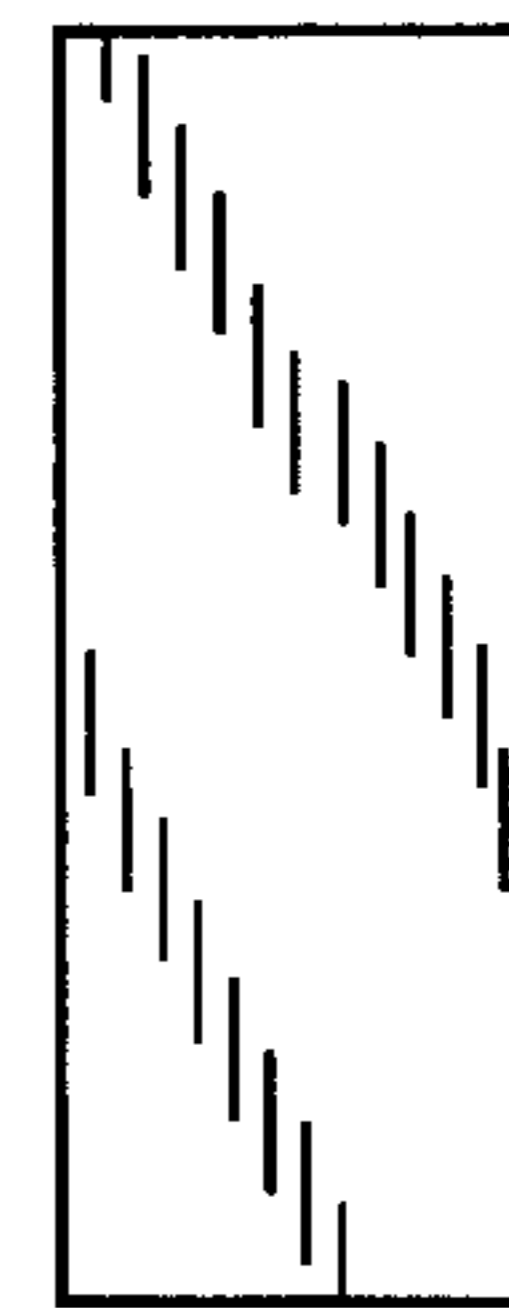


Fig. 7