



US00D430951S

# United States Patent [19] Ku

[11] **Patent Number: Des. 430,951**

[45] **Date of Patent: \*\* Sep. 12, 2000**

[54] **LIGHT SHADE**

[75] Inventor: **Hsu Shau Ku**, Taipei Hsien, Taiwan

[73] Assignee: **Minka Lighting, Inc.**, Corona, Calif.

[\*\*] Term: **14 Years**

[21] Appl. No.: **29/104,733**

[22] Filed: **May 11, 1999**

[51] **LOC (7) Cl. .... 26-05**

[52] **U.S. Cl. .... D26/130**

[58] **Field of Search** ..... D26/128-137,  
D26/125, 118; 362/326, 333, 335, 336,  
337, 338, 339, 348, 350, 351, 340

[56] **References Cited**

**PUBLICATIONS**

Dolan Designs lighting catalog, Jan. 1994, p. 15, glass shade in fixture #132-14.

Rejuvenation Lamp and Fixture Co., Oct. 1991, p. 39, glass shade #113CE.

Rejuvenation Lamp and Fixture Co., Oct. 1991, p. 39, glass shade #102CE.

*Primary Examiner*—Susan J. Lucas  
*Attorney, Agent, or Firm*—Jenkins & Gilchrist, P.C.

[57] **CLAIM**

The ornamental design for the light shade, as shown and described.

**DESCRIPTION**

FIG. 1 is a top perspective view of a light shade in accordance with my design;

FIG. 2 is a side elevational view of the light shade in accordance with my design;

FIG. 3 is a top plan view of the light shade in accordance with my design;

FIG. 4 is a bottom plan view of the light shade in accordance with my design; and,

FIG. 5 is a bottom perspective view of the light shade in accordance with my design.

**1 Claim, 5 Drawing Sheets**








FIG. 1





FIG. 2






FIG. 3






FIG. 4





FIG. 5



