



US00D430943S

United States Patent [19]
Zutler

[11] **Patent Number: Des. 430,943**

[45] **Date of Patent: ** Sep. 12, 2000**

[54] **CANDLE HOLDER**

[75] Inventor: **Aaron Zutler**, Commack, N.Y.

[73] Assignee: **MCI Products Group, Inc.**, Plainview, N.Y.

[**] Term: **14 Years**

[21] Appl. No.: **29/108,336**

[22] Filed: **Jul. 26, 1999**

[51] **LOC (7) Cl.** **26-02**

[52] **U.S. Cl.** **D26/9**

[58] **Field of Search** D26/6, 9-13; 431/125,
431/291-295

- D. 246,220 11/1977 Benes .
- D. 249,770 10/1978 Benes .
- D. 266,595 10/1982 Sarpaneva .
- D. 336,537 6/1993 Schonbek .
- D. 411,892 7/1999 Robinson D26/9
- 3,374,473 3/1968 Von Suskil .
- 3,547,569 12/1970 Fenton et al. .
- 3,855,464 12/1974 Angelo .
- 3,932,113 1/1976 Thrush .
- 5,651,669 7/1997 Henry .

Primary Examiner—Robin V. Taylor
Attorney, Agent, or Firm—Hoffmann & Baron, LLP

[57] **CLAIM**

The ornamental design for a candle holder, as shown and described.

DESCRIPTION

FIG. 1 is a top perspective view of a candle holder showing my new design; FIG. 2 is a top plan view thereof; and, FIG. 3 is a bottom plan view thereof. The subject matter shown in broken lines forms no part of the claimed design.

1 Claim, 3 Drawing Sheets

[56] **References Cited**

U.S. PATENT DOCUMENTS

- D. 37,213 11/1904 Heisey D26/9
- D. 166,428 4/1952 Todd .
- D. 185,423 6/1959 Duncan D26/9
- D. 210,517 3/1968 Baratte .
- D. 236,225 8/1975 Vickers .
- D. 238,502 1/1976 Thrush .

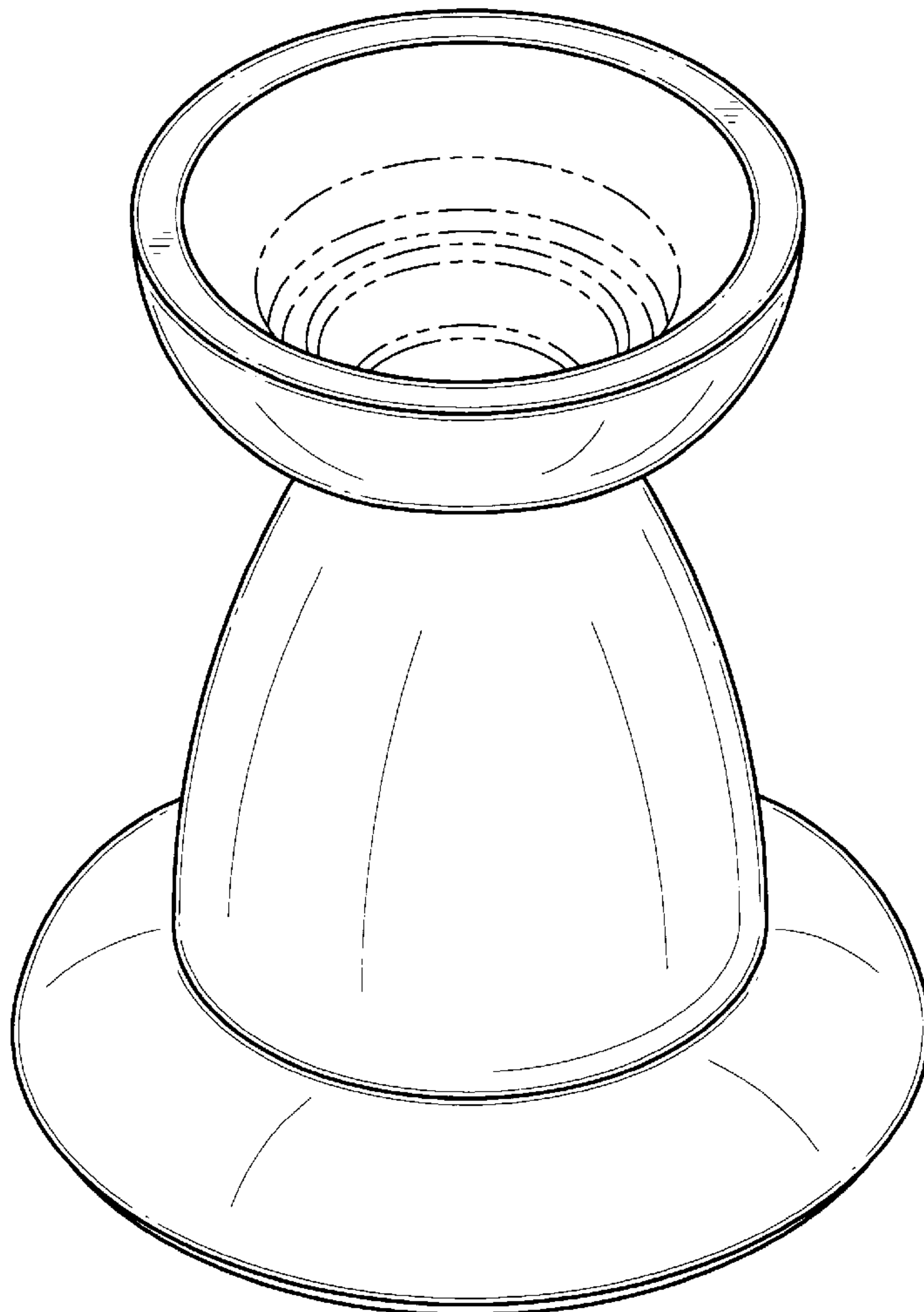


FIG. 1

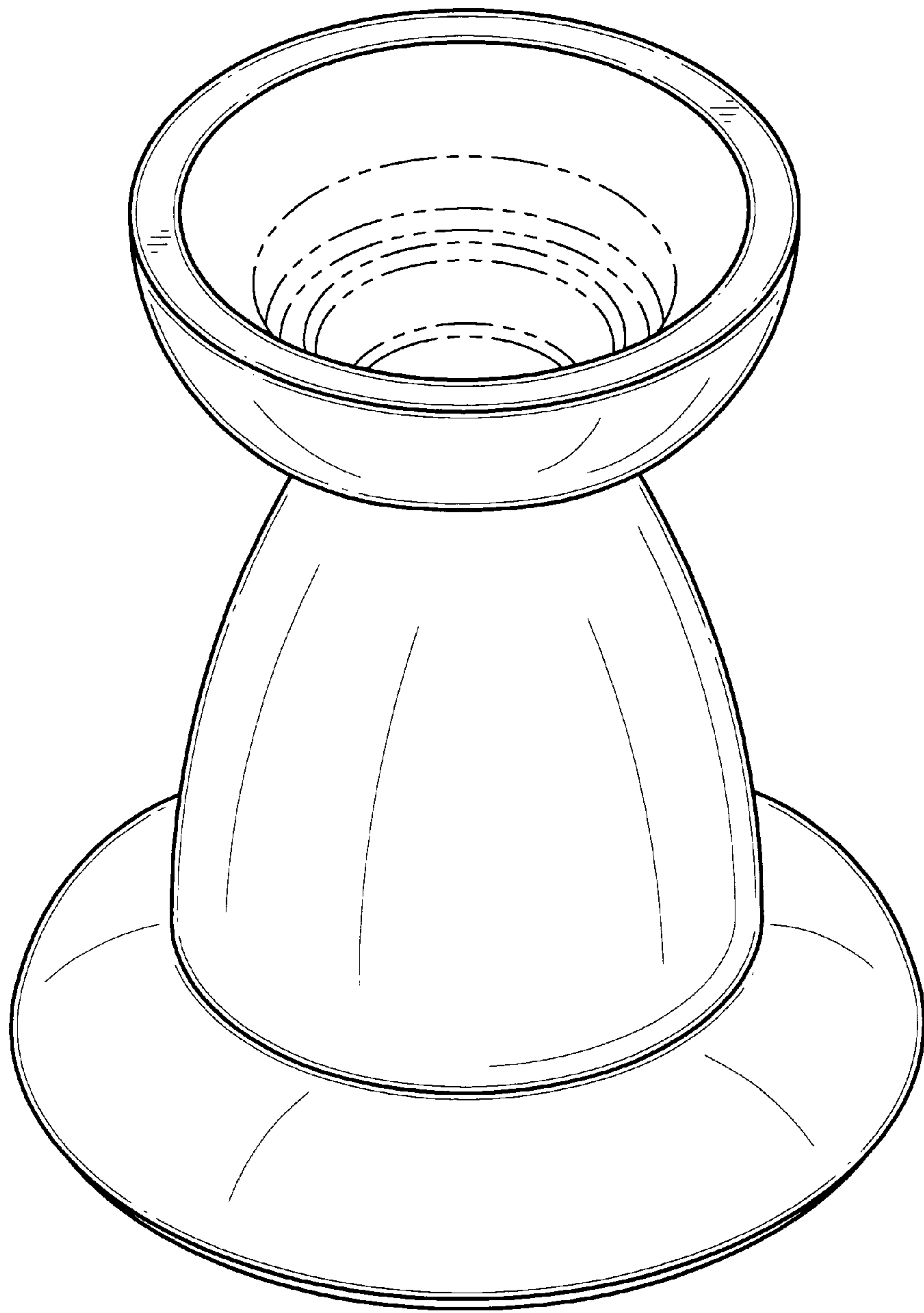


FIG. 2

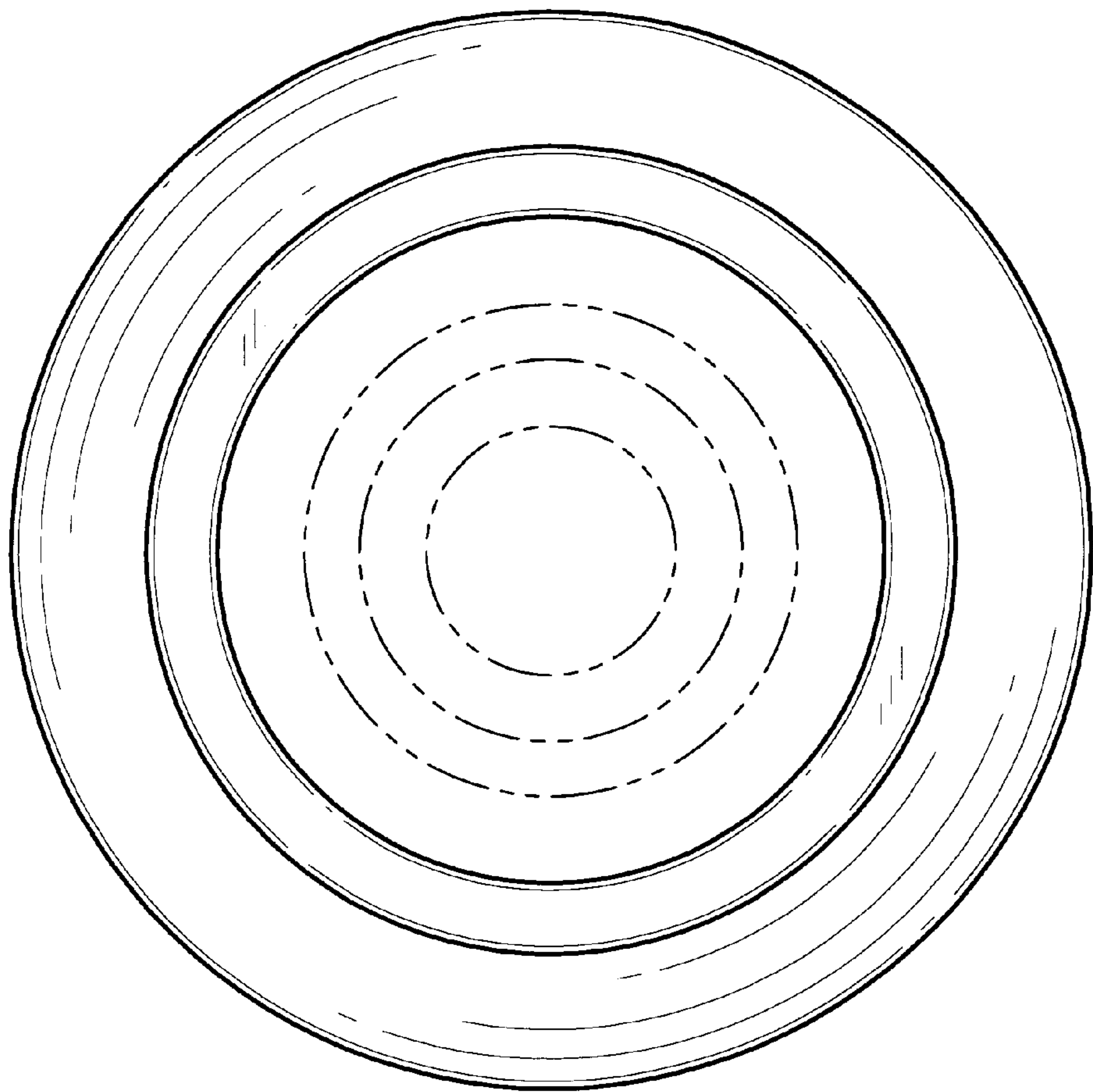


FIG. 3

