



US00D430931S

United States Patent [19] Dye

[11] **Patent Number: Des. 430,931**

[45] **Date of Patent: ** Sep. 12, 2000**

[54] **CEILING FAN BRACKET UNIT**

D. 399,949 10/1998 Chou D23/413

[75] Inventor: **David L. Dye**, Grapevine, Tex.

Primary Examiner—Lisa Lichtenstein
Attorney, Agent, or Firm—Haynes and Boone, LLP

[73] Assignee: **Craftmade International, Inc.**,
Coppell, Tex.

[57] **CLAIM**

[**] Term: **14 Years**

The ornamental design for a ceiling fan bracket unit, as shown and described.

[21] Appl. No.: **29/111,557**

DESCRIPTION

[22] Filed: **Sep. 30, 1999**

FIG. 1 is a bottom perspective view of the ceiling fan bracket unit showing my design;

[51] **LOC (7) Cl.** **23-04**

[52] **U.S. Cl.** **D23/411**

FIG. 2 is a side elevational view thereof, the other sides being identical to that shown; and,

[58] **Field of Search** D23/377, 379,
D23/385, 411, 413; 416/5, 210 R; 392/364

FIG. 3 is a bottom plan view thereof.

[56] **References Cited**

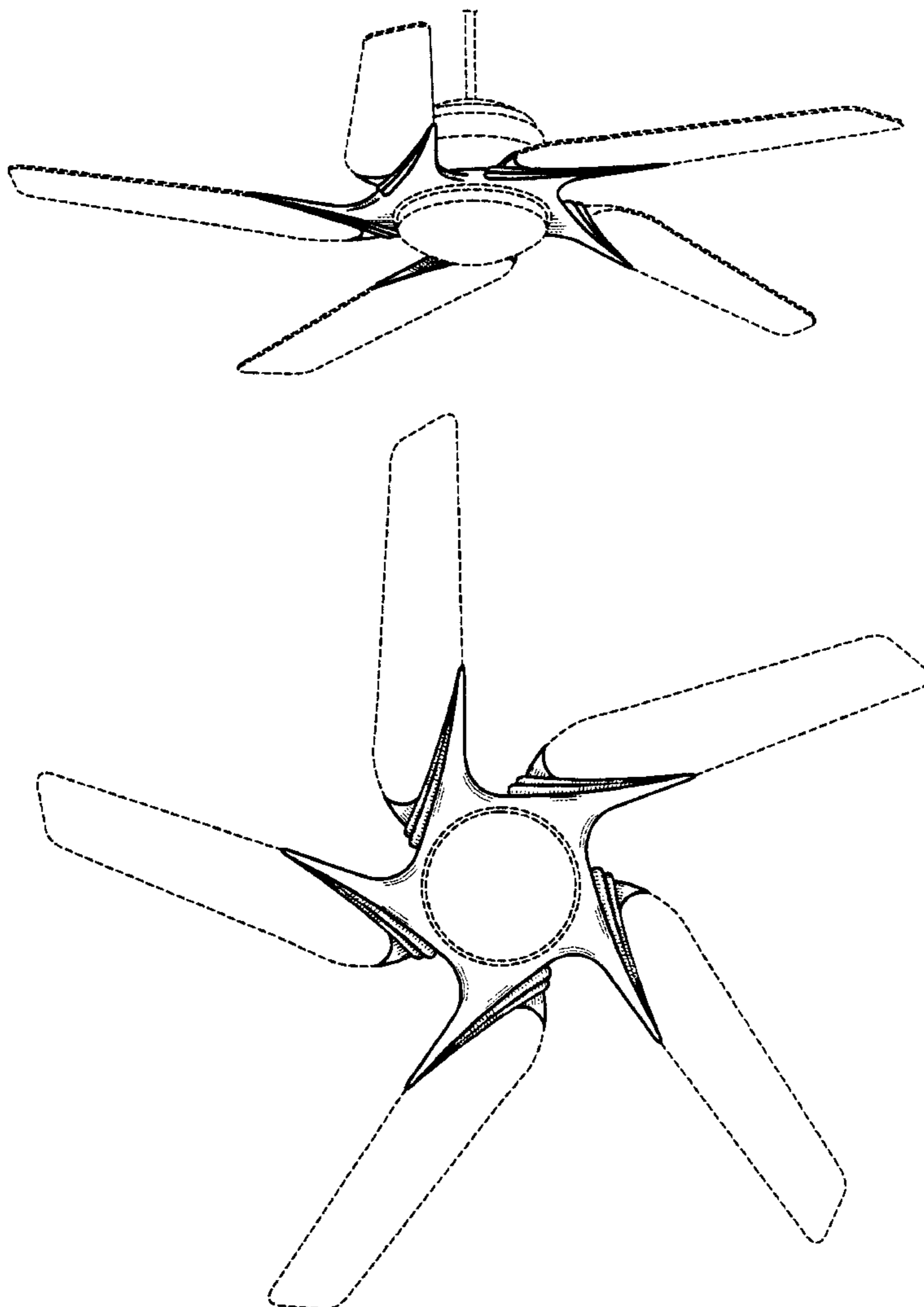
The surface(s) or portion(s) of the article not shown in the drawing or described in the specification form(s) no part of the claimed design.

U.S. PATENT DOCUMENTS

The broken line showing of environmental structure in FIGS. 1–3 is for illustrative purposes only and forms no part of the claimed design.

D. 347,887	6/1994	Liu	D23/377
D. 357,978	5/1995	Young	D23/377
D. 380,539	7/1997	Liu	D23/377
D. 393,902	4/1998	Pickett	D23/377

1 Claim, 2 Drawing Sheets



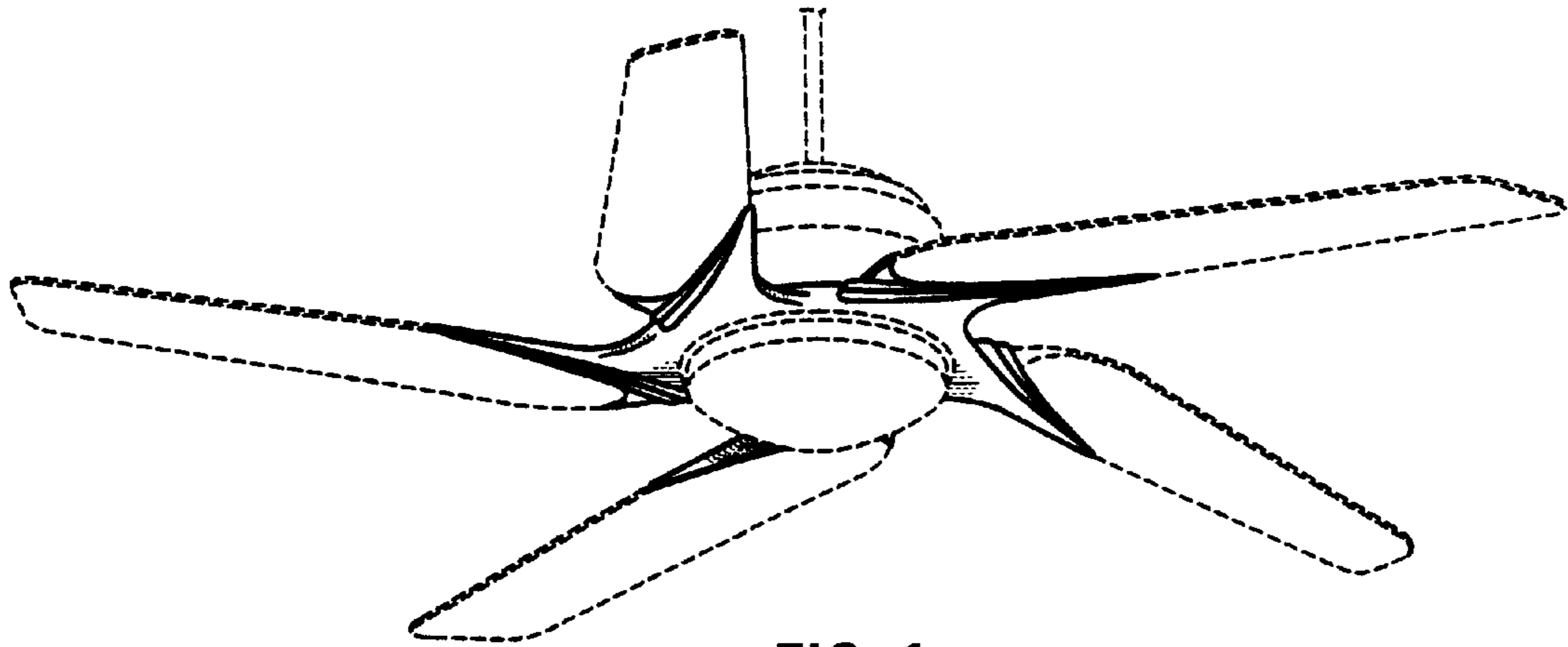


FIG. 1

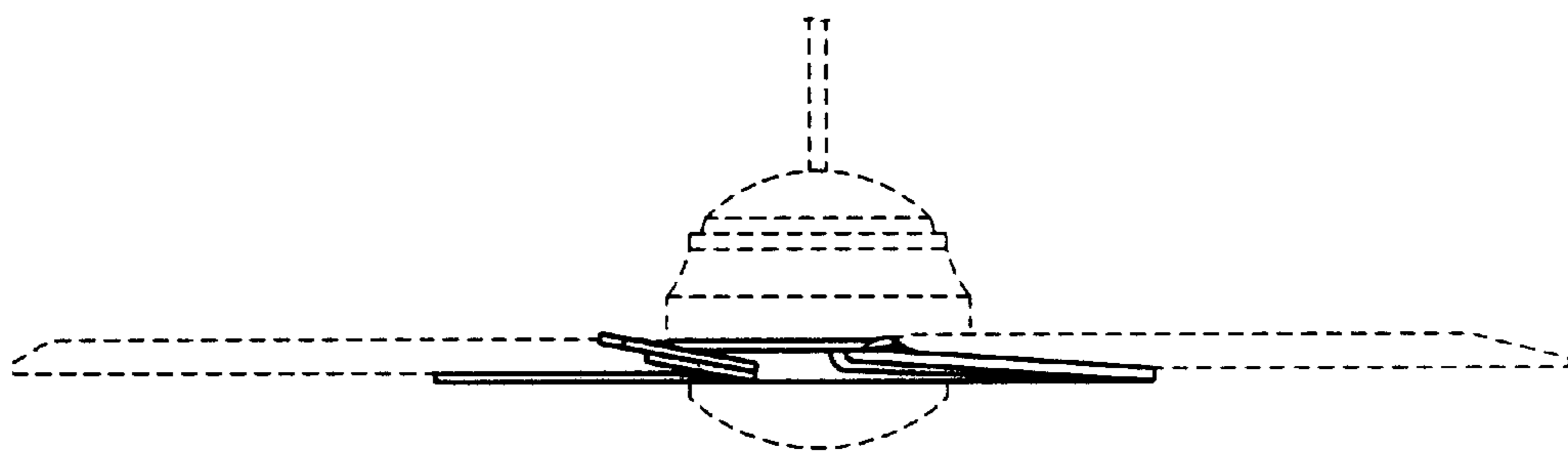


FIG. 2

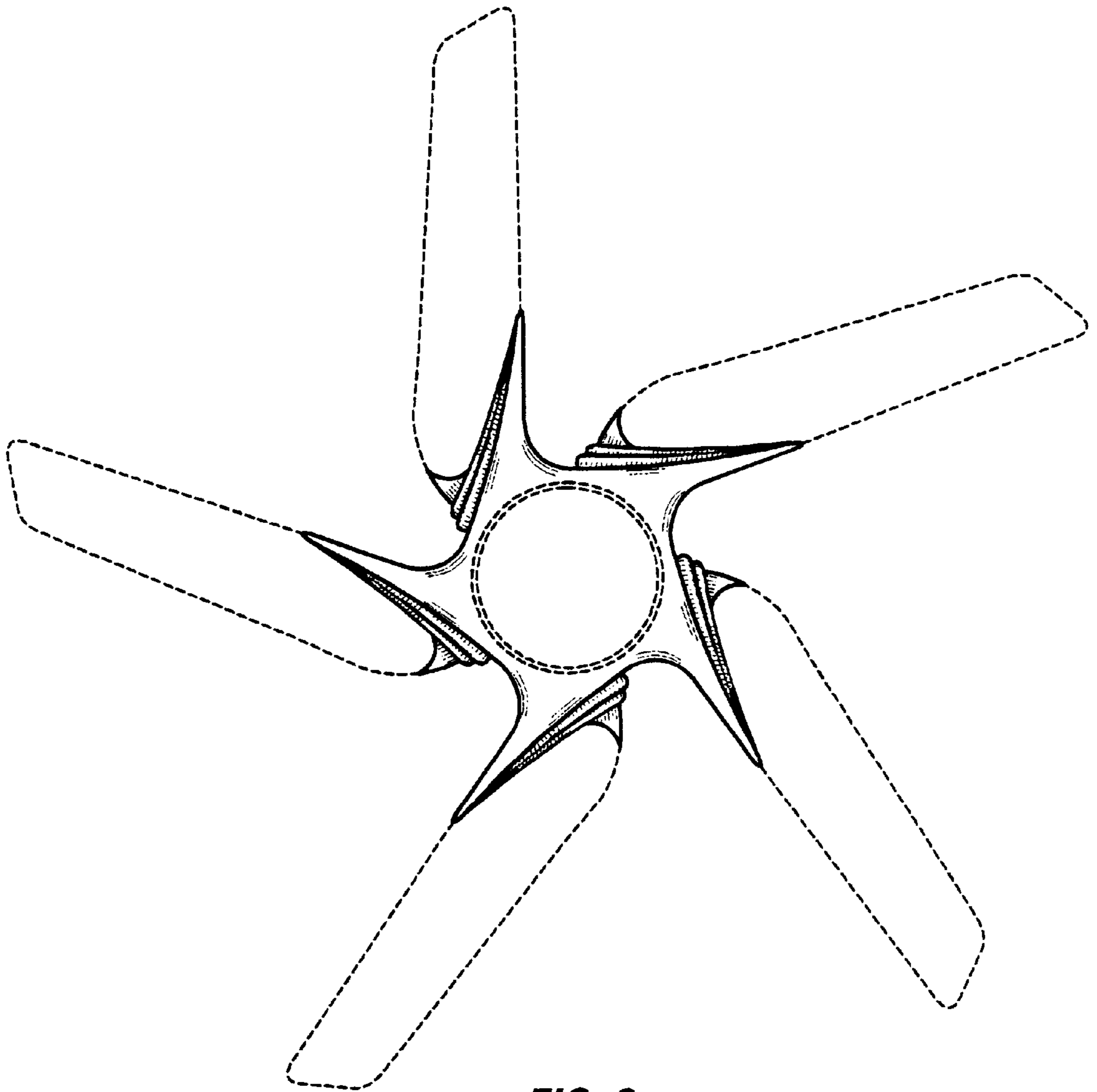


FIG. 3