



US00D430929S

United States Patent [19]

Kukan

[11] **Patent Number: Des. 430,929**

[45] **Date of Patent: ** Sep. 12, 2000**

[54] **AIR FRESHENER**

D. 409,647 5/1999 Dipinto D17/14

[76] Inventor: **Thomas C. Kukan**, 472 Charnwood Rd., New Providence, N.J. 07974

FOREIGN PATENT DOCUMENTS

85306808 4/1986 United Kingdom .
2 181 054 4/1997 United Kingdom .

[**] Term: **14 Years**

Primary Examiner—Lisa Lichtenstein

[21] Appl. No.: **29/117,276**

[57] **CLAIM**

[22] Filed: **Jan. 21, 2000**

The ornamental design for an air freshener, as shown and described.

[51] **LOC (7) Cl.** **23-04**

[52] **U.S. Cl.** **D23/367**

[58] **Field of Search** D23/366–369;
422/905; 261/DIG. 65; D17/14, 18; 239/60,
211, 34; D11/48, 81

DESCRIPTION

FIG. 1 is an environmental view of the present invention; FIG. 2 is a front perspective view of the present invention; FIG. 3 is a left side view of the present invention; FIG. 4 is a back perspective of the present invention; FIG. 5 is a right side view of the present invention; FIG. 6 is a top view of the invention; and, FIG. 7 is a bottom view of the present invention.

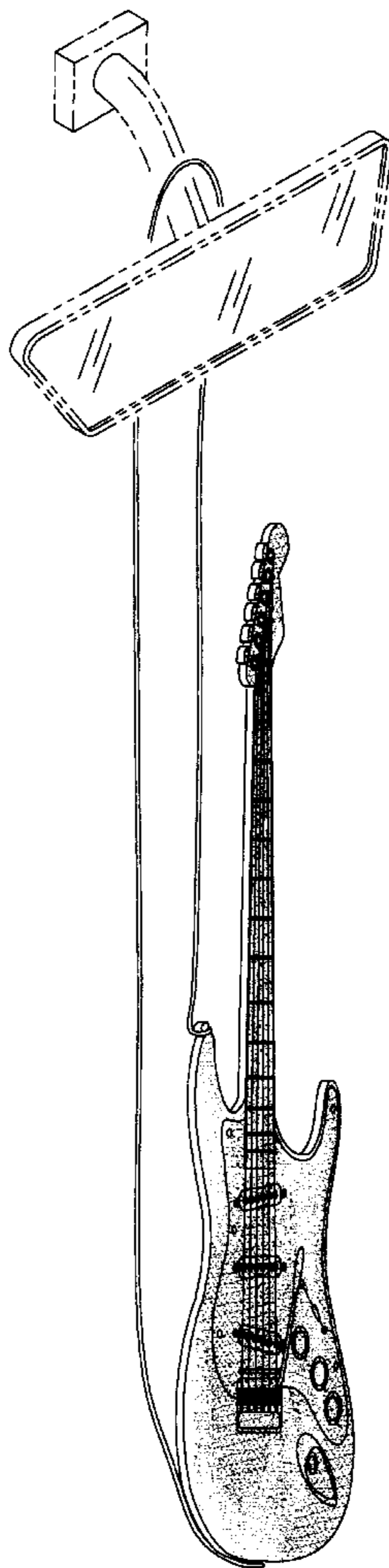
The broken-line showing of environmental structure in FIG. 1 is for illustrative purposes only and forms no part of the claimed design. The cord has been shown broken away to indicate indeterminate length.

[56] **References Cited**

U.S. PATENT DOCUMENTS

- D. 266,907 11/1982 Salen .
- D. 293,730 1/1988 Blatnick .
- D. 345,851 4/1994 Kestekides-Kesdekoglu .
- D. 371,972 7/1996 Wong D17/14
- D. 382,051 8/1997 Doppes .
- D. 390,941 2/1998 Cessaroni et al. .
- D. 403,759 1/1999 Robertson D23/366

1 Claim, 4 Drawing Sheets



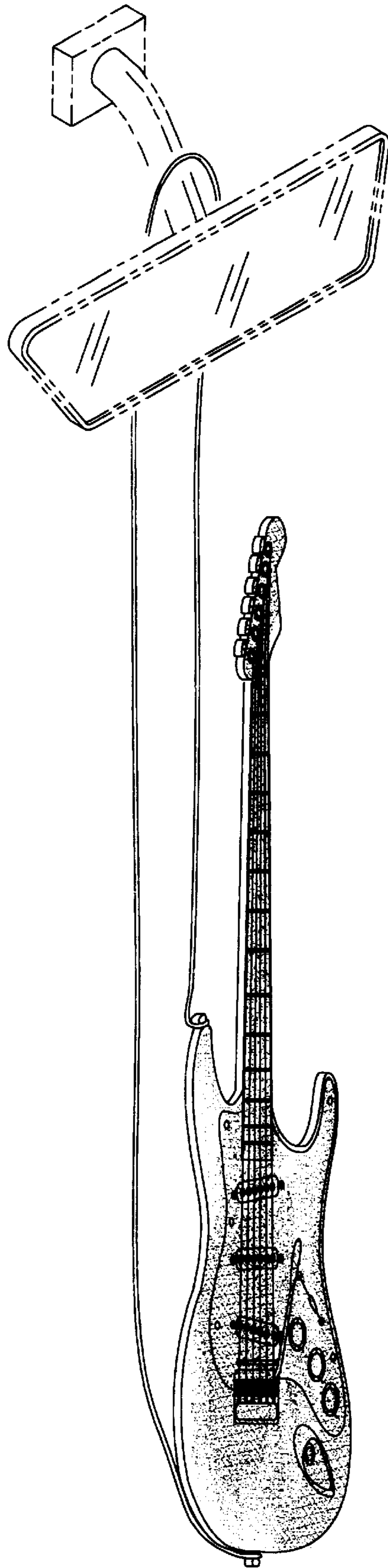


FIG. 1

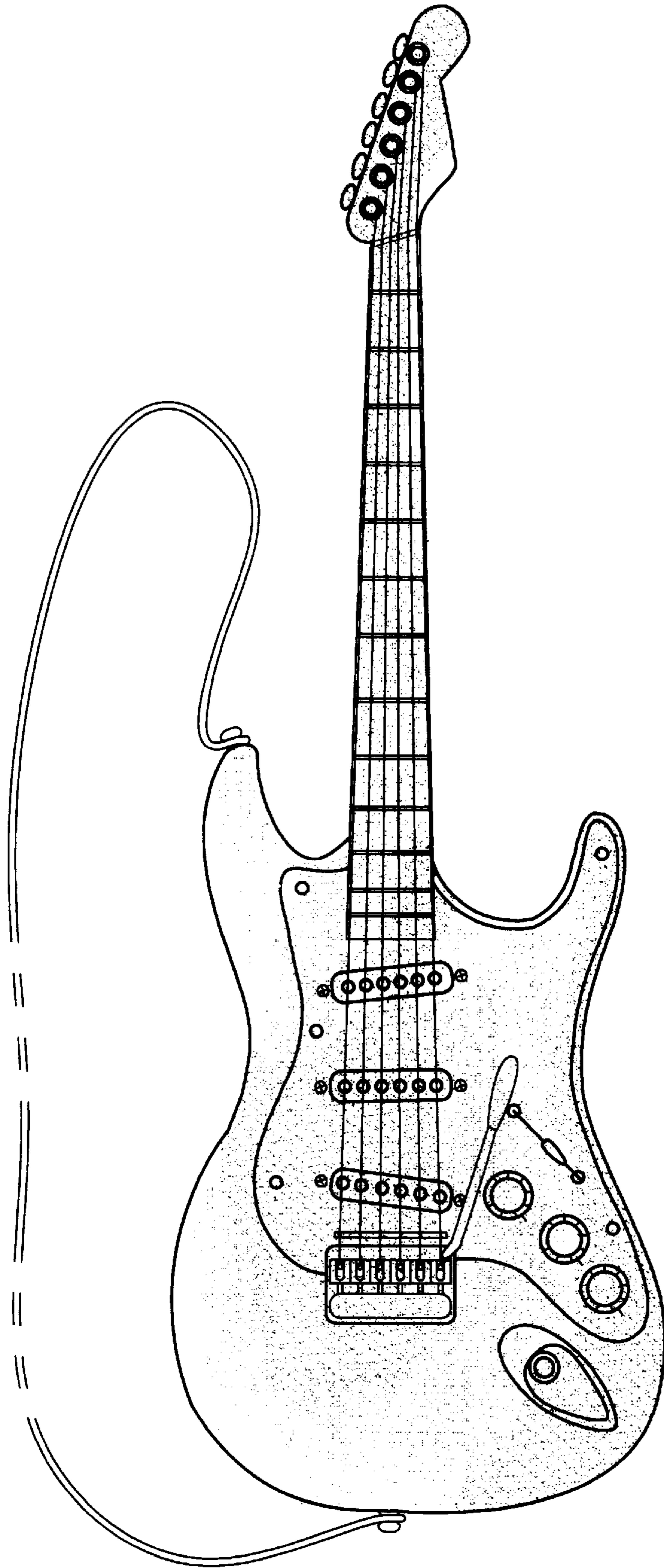


FIG. 3

FIG. 2

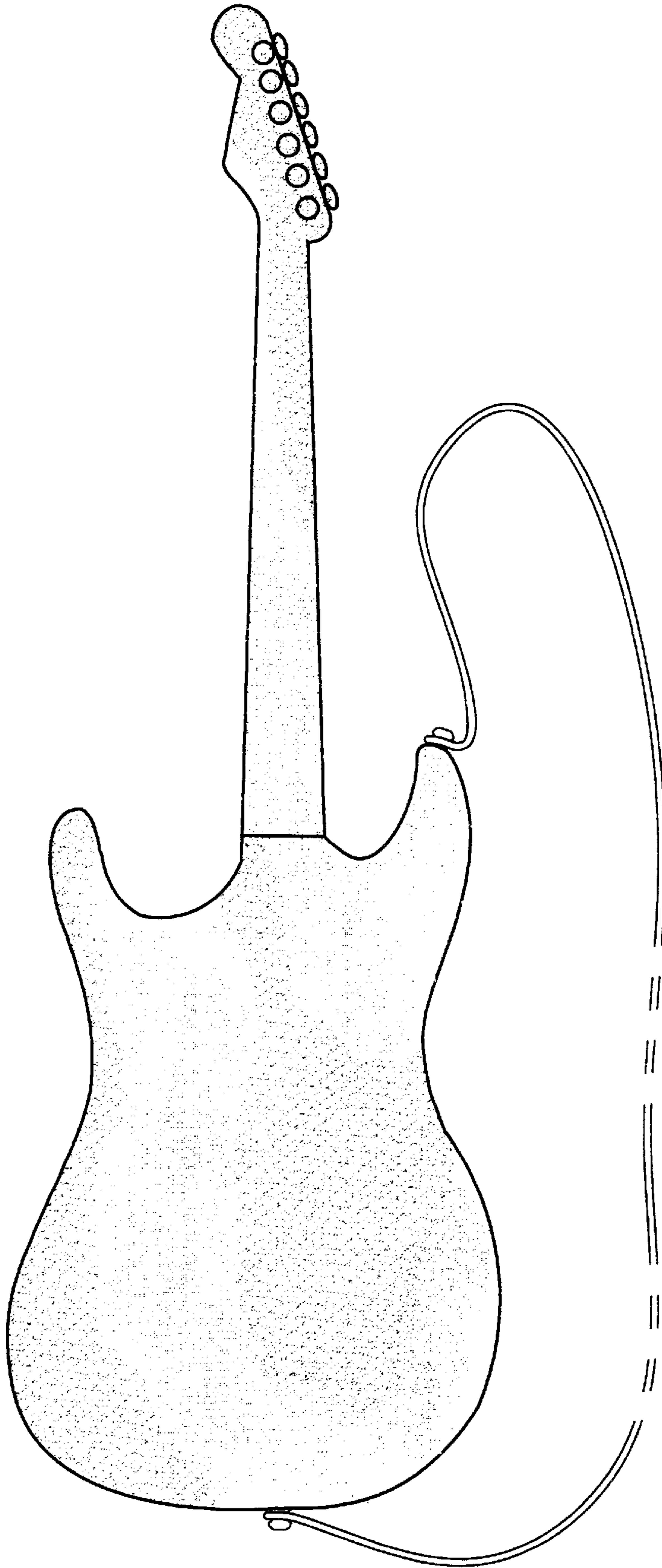


FIG. 4

FIG. 5





FIG. 6

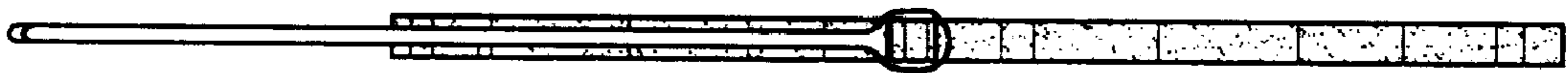


FIG. 7