



US00D430928S

United States Patent [19]

[11] Patent Number: Des. 430,928

Lafond et al.

[45] Date of Patent: ** Sep. 12, 2000

[54] AIR CLEANER

[75] Inventors: **Marc Lafond**, Laval; **D. Barry Huehn**, Pointe Claire, both of Canada; **Kent Williams**, Clinton, Mo.; **Philip Frank**, Portland, Oreg.; **Omer Kotzer**, Portland, Oreg.; **Kim Porter**, Portland, Oreg.; **Sohrab Vossoughi**, Portland, Oreg.; **Scott Thorpe**, Portland, Oreg.; **Steve McCallion**, Portland, Oreg.; **Angelika Schubert-Belle**, Portland, Oreg.

[73] Assignee: **The Rival Company**, Kansas City, Mo.

[**] Term: **14 Years**

[21] Appl. No.: **29/093,381**

[22] Filed: **Sep. 9, 1998**

[51] LOC (7) Cl. **23-04**

[52] U.S. Cl. **D23/364**

[58] Field of Search D23/364, 365; 96/97

D. 337,635	7/1993	Schindler et al. .	
D. 343,448	1/1994	Jursich et al. .	
D. 343,677	1/1994	Gyori et al. .	
D. 353,661	12/1994	Cich, Jr. et al. .	
D. 354,557	1/1995	Cich, Jr. et al. .	
D. 402,022	12/1998	Termeer et al.	D23/364
D. 402,746	12/1998	Clark et al.	D23/364
1,952,269	3/1934	Lundquist .	
2,100,439	11/1937	Friedman .	
2,590,600	3/1952	Farr et al. .	
2,707,745	5/1955	Farr et al. .	
2,766,027	10/1956	Herr .	
2,914,647	11/1959	Ganske et al. .	
3,019,324	1/1962	Sohn .	
3,348,821	10/1967	Martin et al. .	
3,348,822	10/1967	Vieceli et al. .	
3,385,287	5/1968	Lawson et al. .	
3,637,981	1/1972	Swimmer .	
3,725,640	4/1973	Kunz .	
3,914,349	10/1975	Stipanuk .	
4,463,248	7/1984	Katzman et al. .	
4,686,069	8/1987	Hahne et al. .	
4,811,159	3/1989	Foster, Jr. .	
4,906,417	3/1990	Gentry .	
5,332,425	7/1994	Huang	96/97
5,407,469	4/1995	Sun	96/97

FOREIGN PATENT DOCUMENTS

1193100	10/1959	France .
51-118258	9/1976	Japan .
61-208455	9/1986	Japan .
485282	12/1975	U.S.S.R. .
619760	2/1978	U.S.S.R. .

Primary Examiner—Lisa Lichtenstein
Attorney, Agent, or Firm—Brinks Hofer Gilson & Lione;
Francis E. Marino

[57] CLAIM

The ornamental design for an air cleaner, as shown and described.

DESCRIPTION


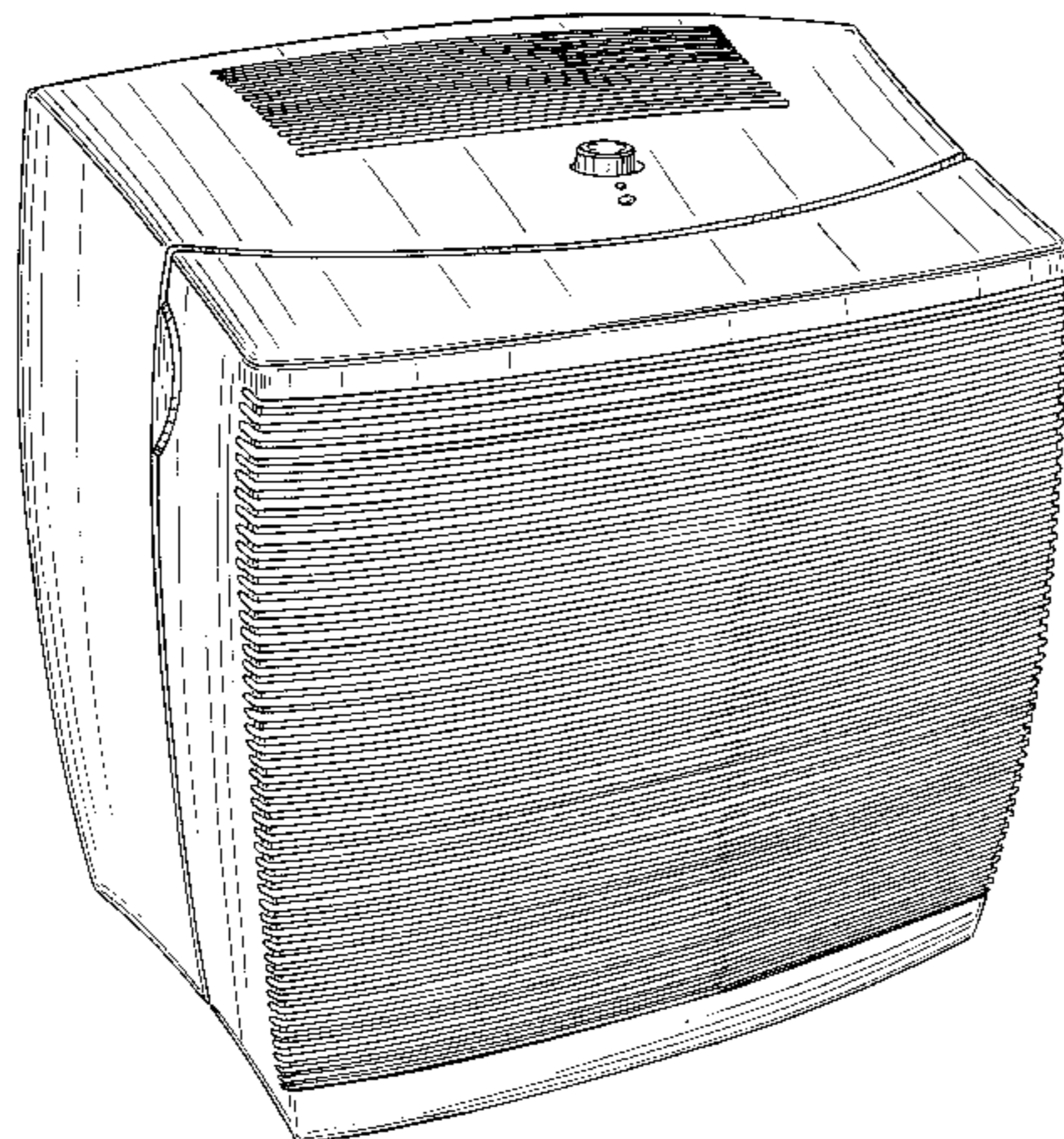
FIG. 1 is a perspective view of an air cleaner showing our new design;
FIG. 2 is a front view thereof;
FIG. 3 is a left side view thereof, which is similar to a right side view;
FIG. 4 is a top view thereof; and,
FIG. 5 is a rear view thereof.
The bottom side is plain and unornamented.

1 Claim, 5 Drawing Sheets

[56] References Cited

U.S. PATENT DOCUMENTS

D. 119,197	2/1940	MacFadden et al. .
D. 173,550	11/1954	Wrablica .
D. 267,424	12/1982	Boldt et al. .
D. 272,646	2/1984	Tsuji et al. .
D. 274,645	7/1984	Grube .
D. 281,618	12/1985	Grube .
D. 282,869	3/1986	Parnell .
D. 290,498	6/1987	Beane et al. .
D. 290,997	7/1987	Utsuki et al. .
D. 291,350	8/1987	Sherman et al. .
D. 294,633	3/1988	McBratney .
D. 300,353	3/1989	Yurkovic .
D. 300,847	4/1989	Lin .
D. 305,260	12/1989	Mito .
D. 309,182	7/1990	Hsu .
D. 311,951	11/1990	Dubin .
D. 312,124	11/1990	Coup et al. .
D. 313,069	12/1990	McCormick .
D. 315,598	3/1991	Yamamoto et al. .
D. 318,526	7/1991	Chaney .
D. 323,708	2/1992	Wang .
D. 324,907	3/1992	Cook .
D. 325,251	4/1992	Schindler et al. .
D. 329,284	9/1992	Patton .




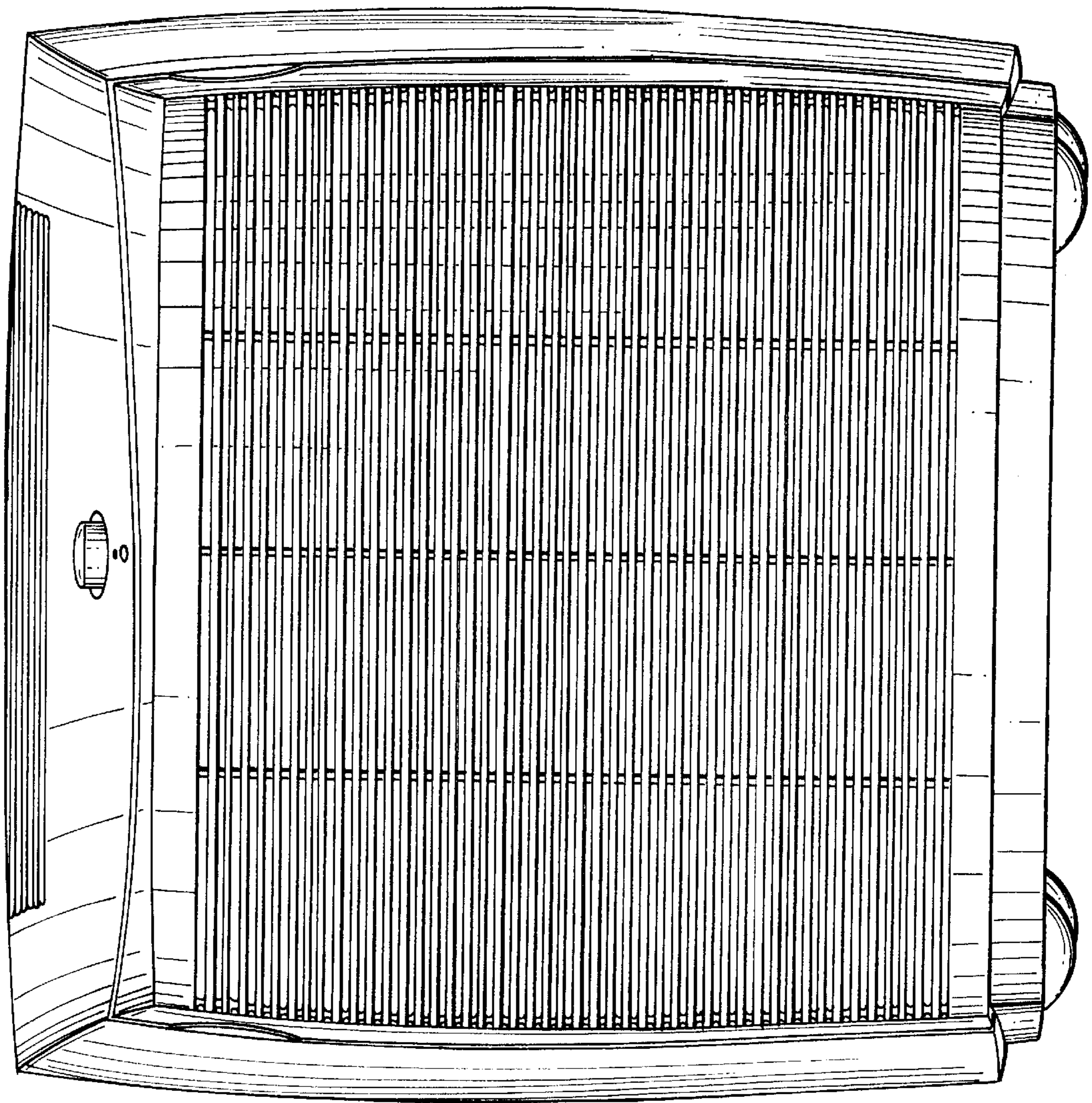


Fig. 1

Fig. 2



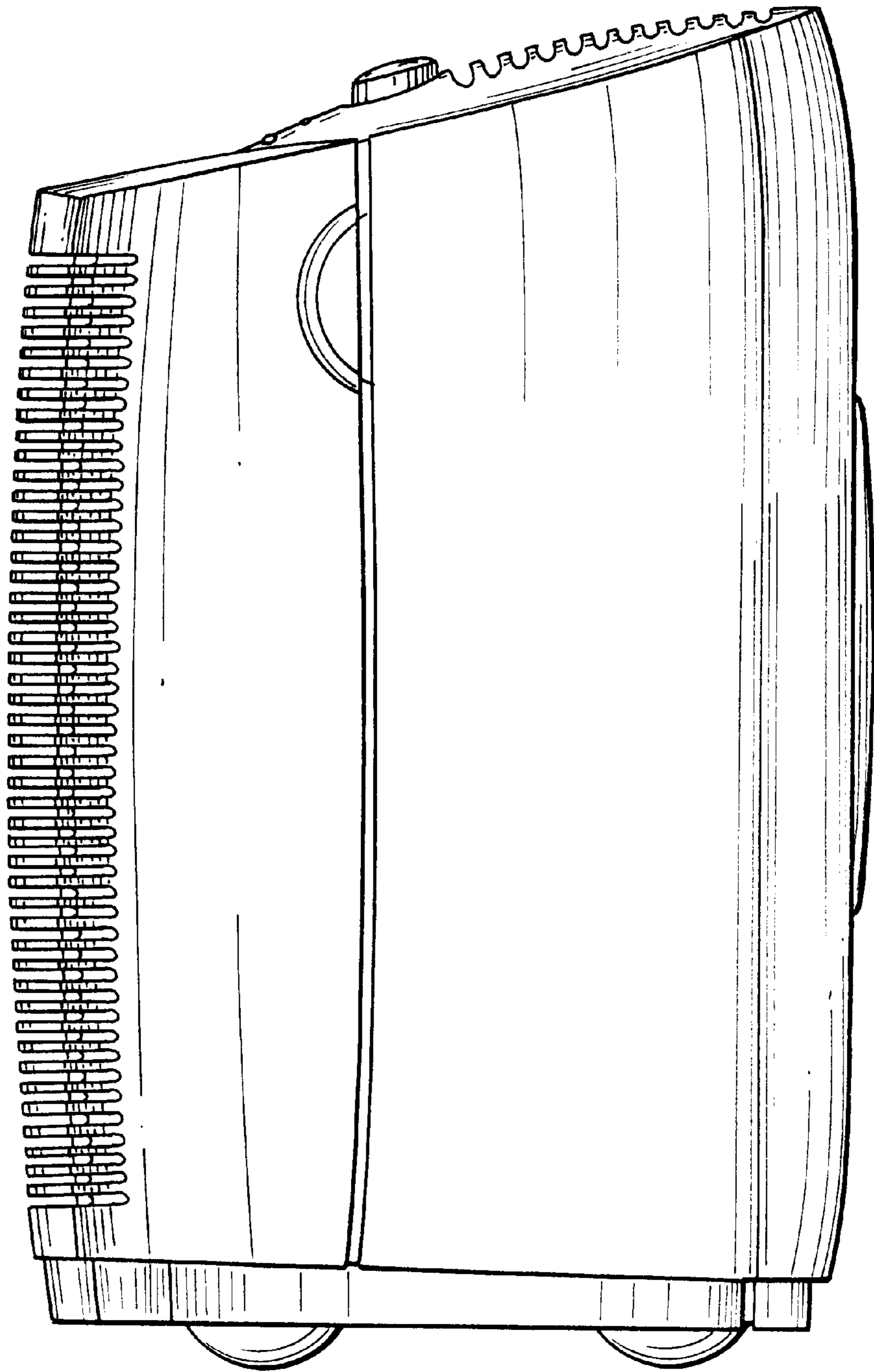


Fig. 3

Fig. A

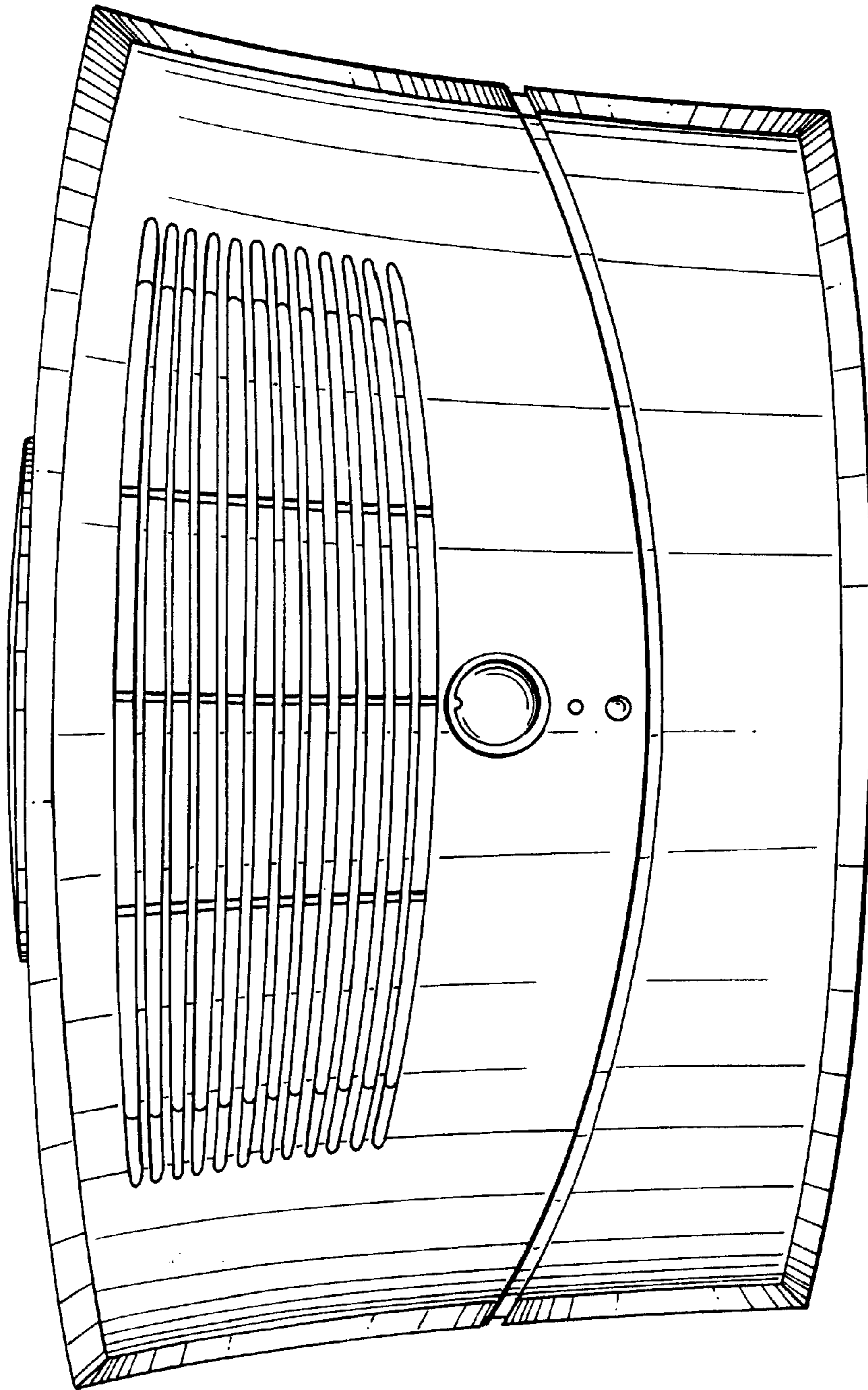


Fig. 5

