



US00D430923S

United States Patent [19]
Fleischmann

[11] **Patent Number: Des. 430,923**

[45] **Date of Patent: ** Sep. 12, 2000**

[54] **FAUCET HANDLE DESIGN**

[75] Inventor: **Klaus Fleischmann**, Krefeld, Germany

[73] Assignee: **Hansa Metallwerke AG**, Germany

[**] Term: **14 Years**

[21] Appl. No.: **29/082,229**

[22] Filed: **Jan. 17, 1998**

[51] **LOC (7) Cl.** **23-01**

[52] **U.S. Cl.** **D23/250**

[58] **Field of Search** D23/238-243,
D23/250-257; D8/300-308; 16/110 R,
117, 121, 191; 4/675-678

[56] **References Cited**

U.S. PATENT DOCUMENTS

D. 326,899	6/1992	Haug et al.	D23/250
D. 346,644	5/1994	Bonnell	D23/252
D. 366,694	1/1996	Lobermeier	D23/250
D. 378,775	4/1997	Kergoet	D23/250
D. 396,093	7/1998	Lobermeier	D23/250

Primary Examiner—Louis S. Zarfaz

Assistant Examiner—Eric Watterson

[57] **CLAIM**

I claim the ornamental design for a faucet handle design, as shown.

DESCRIPTION

FIG. 1 is a left side elevation of a first embodiment of a faucet handle showing my new design.

FIG. 2 is a front view thereof.

FIG. 3 is a rear view thereof.

FIG. 4 is a top view thereof.

FIG. 5 is a bottom view thereof.

FIG. 6 is a perspective view thereof.

FIG. 7 is a left side elevation of a second embodiment of a faucet handle showing my new design.

FIG. 8 is a front view thereof.

FIG. 9 is a rear view thereof.

FIG. 10 is a top view thereof.

FIG. 11 is a bottom view thereof.

FIG. 12 is a perspective view thereof.

FIG. 13 is a left side elevation of a third embodiment of a faucet handle showing my new design.

FIG. 14 is a front view thereof.


FIG. 15 is a rear view thereof.


FIG. 16 is a top view thereof.

FIG. 17 is a bottom view thereof; and,

FIG. 18 is a perspective view thereof.

1 Claim, 18 Drawing Sheets








Fig. 2




Fig. 3




Fig. 4






Fig. 5








Fig. B




Fig. 9




Fig. 10




Fig. 11





Fig. 12






Fig. 14




Fig. 15




Fig. 16




Fig. 17

