



US00D430917S

# United States Patent [19]

Hall et al.

[11] **Patent Number: Des. 430,917**

[45] **Date of Patent: \*\* Sep. 12, 2000**

[54] **KNIFE**

D. 381,060	7/1997	Moran	.....	D22/118
D. 383,519	9/1997	Lainhart	.....	D22/118
D. 398,211	9/1998	Howard	.....	D8/98

[75] Inventors: **David K. Hall; Kit Rae**, both of Kodak, Tenn.

[73] Assignee: **United Cutlery Corporation**, Sevierville, Tenn.

*Primary Examiner*—Louis S. Zarfaz  
*Assistant Examiner*—Inga-Maria Hyttinen  
*Attorney, Agent, or Firm*—Needle & Rosenberg, P.C.

[\*\*] Term: **14 Years**

[57] **CLAIM**

[21] Appl. No.: **29/109,438**

The ornamental design for a knife, as shown and described.

[22] Filed: **Aug. 17, 1999**

**DESCRIPTION**

[51] **LOC (7) Cl.** ..... **22-02**

FIG. 1 is a side view of the knife embodying my new design it being understood that the opposite side is a mirror image thereof.

[52] **U.S. Cl.** ..... **D22/118**

FIG. 2 is a bottom view thereof.

[58] **Field of Search** ..... D22/118, 117;  
D8/98; 30/295, 294, 340, 298, 287, 314,  
136, 142, 165

FIG. 3 is a top view thereof.

FIG. 4 is a front view thereof; and,

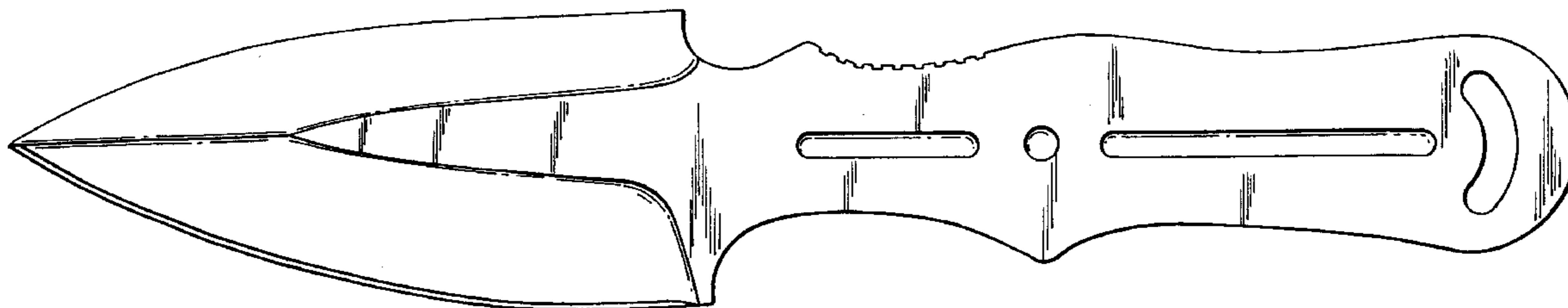
FIG. 5 is a rear view thereof.

[56] **References Cited**

**U.S. PATENT DOCUMENTS**

D. 290,283 6/1987 Glock ..... D22/118

**1 Claim, 1 Drawing Sheet**



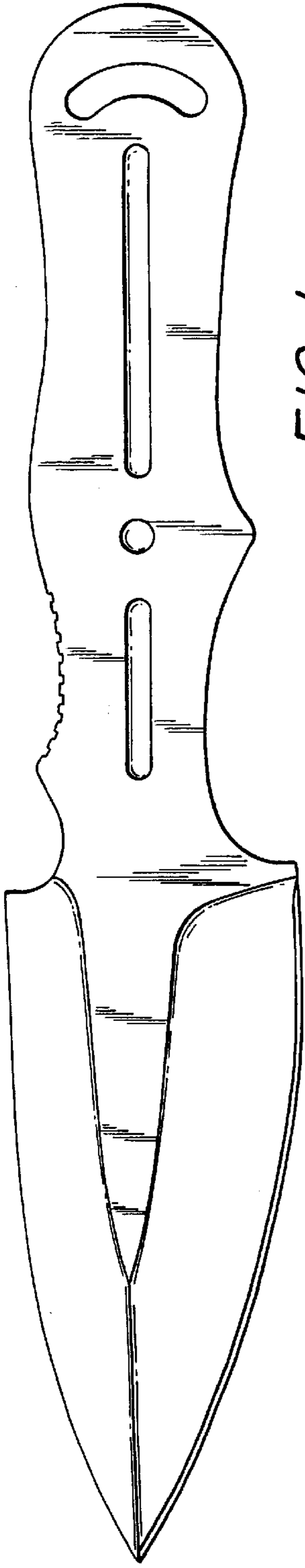


FIG. 1

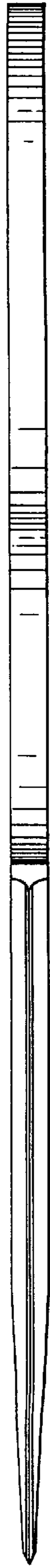


FIG. 2



FIG. 3



FIG. 4

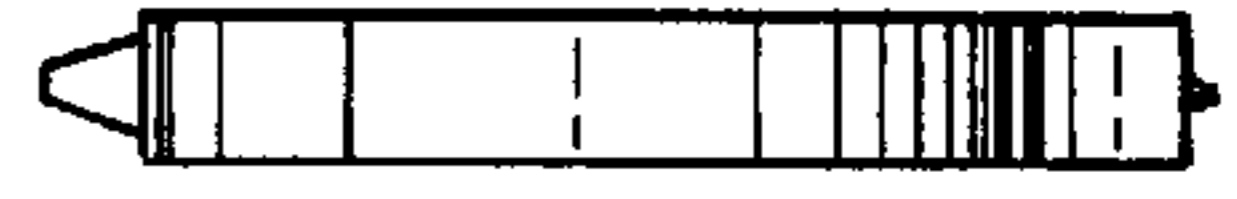


FIG. 5