



US00D430915S

United States Patent [19] Demarchi

[11] Patent Number: **Des. 430,915**

[45] Date of Patent: **** Sep. 12, 2000**

[54] **BOOT FOR AN IN-LINE SKATE**

[75] Inventor: **Jean-Louis Demarchi**, Saint-Jorioz, France

[73] Assignee: **Salomon S.A.**, Metz-Tessy, France

[**] Term: **14 Years**

[21] Appl. No.: **29/106,672**

[22] Filed: **Jun. 22, 1999**

D. 368,757	4/1996	Conte	D21/226
D. 368,948	4/1996	Conte	D21/226
D. 374,261	10/1996	Edauw et al.	D21/226
D. 383,514	9/1997	Cavasin	D21/226
D. 394,890	6/1998	Santarsiero	D21/764
D. 399,283	10/1998	Rench	D21/764
D. 400,613	11/1998	De Marchi	D21/226
D. 405,837	2/1999	De Marchi	D21/226
D. 405,838	2/1999	De Marchi	D21/226
D. 412,546	8/1999	Demarchi	D21/764
5,470,085	11/1995	Meibock et al.	280/11.2
5,472,218	12/1995	Pratt	280/11.22
5,649,716	7/1997	Zhang	280/11.22

Related U.S. Application Data

[62] Division of application No. 29/070,042, Apr. 25, 1997, Pat. No. Des. 412,546.

[30] Foreign Application Priority Data

Nov. 6, 1996 [FR] France 96 6239

[51] **LOC (7) Cl.** **21-02**

[52] **U.S. Cl.** **D21/764; D2/904**

[58] **Field of Search** D21/764, 763; D2/902, 904; 280/11.19, 11.2, 11.22, 11.27; 36/115, 114

[56] References Cited

U.S. PATENT DOCUMENTS

D. 364,437	11/1995	Pratt	D21/226
D. 365,617	12/1995	Chen	D21/226
D. 365,817	1/1996	Mischenko	D14/138
D. 365,866	1/1996	Cheng	D21/226

Primary Examiner—Raphael Barkai
Attorney, Agent, or Firm—Greenblum & Bernstein, P.L.C.

[57] CLAIM

I claim the ornamental design for a boot for an in-line skate, as shown and described.

DESCRIPTION

FIG. 1 is a top plan view of a boot for an in-line skate, showing my new design;

FIG. 2 is a right side elevation view thereof;

FIG. 3 is a left side elevation view thereof;

FIG. 4 is a bottom plan view thereof;

FIG. 5 is a front end elevation view thereof; and,

FIG. 6 is a rear end elevation view thereof.

The broken line showing of the frame, wheels, and brake is made for illustrative purposes only and forms no part of the claimed design.

1 Claim, 3 Drawing Sheets



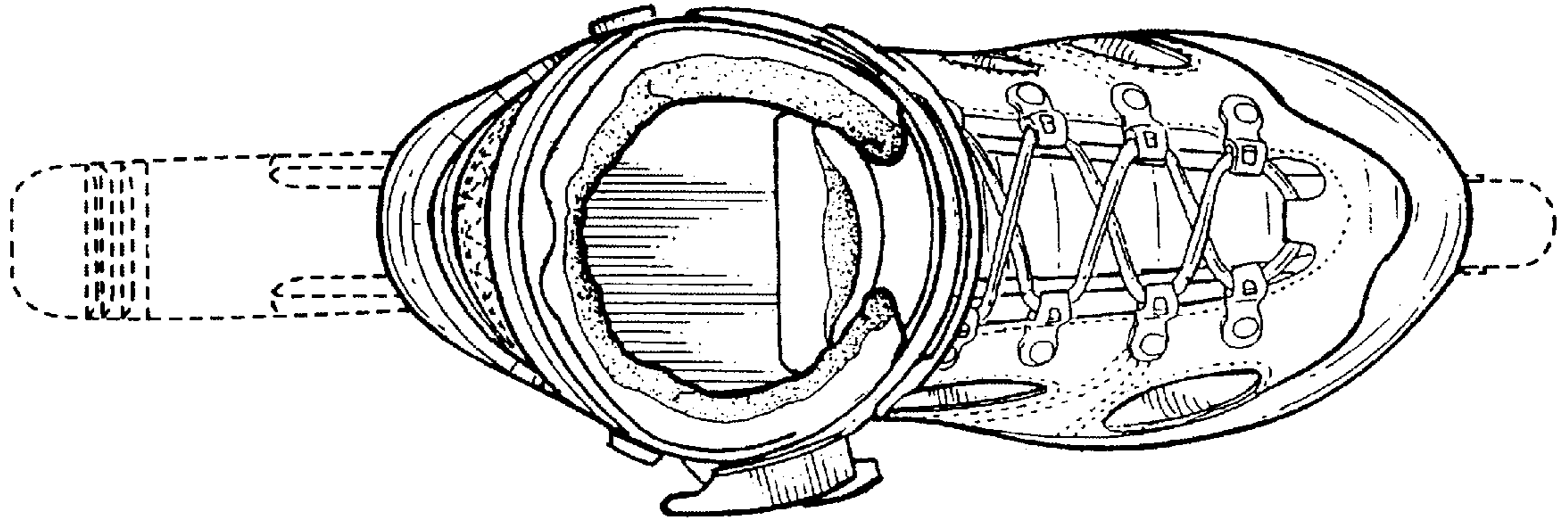


FIG. 1



FIG. 2



FIG. 3

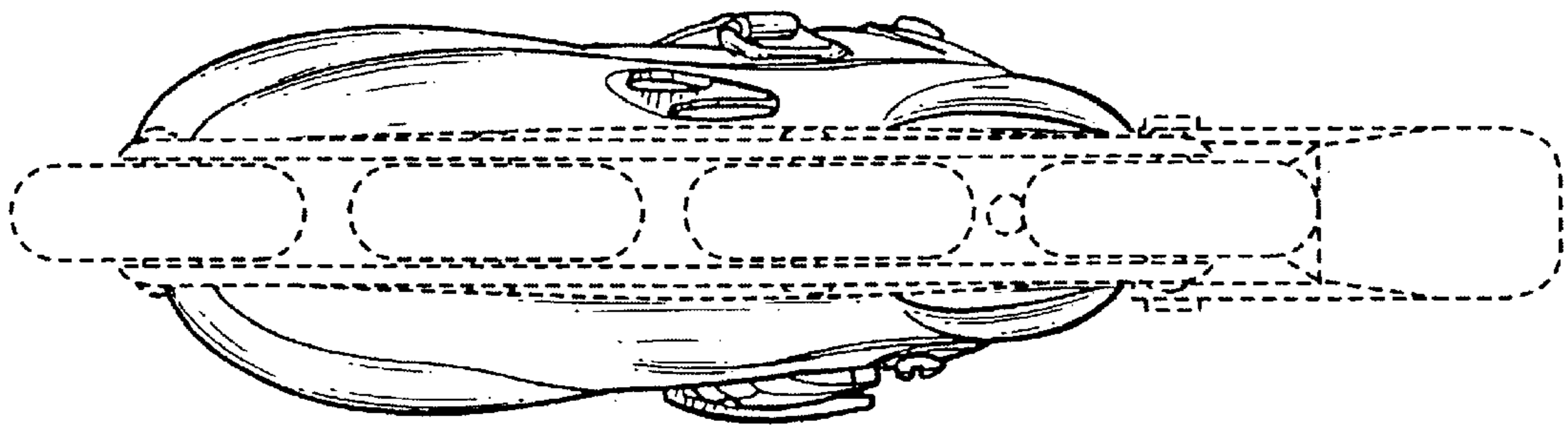


FIG. 4

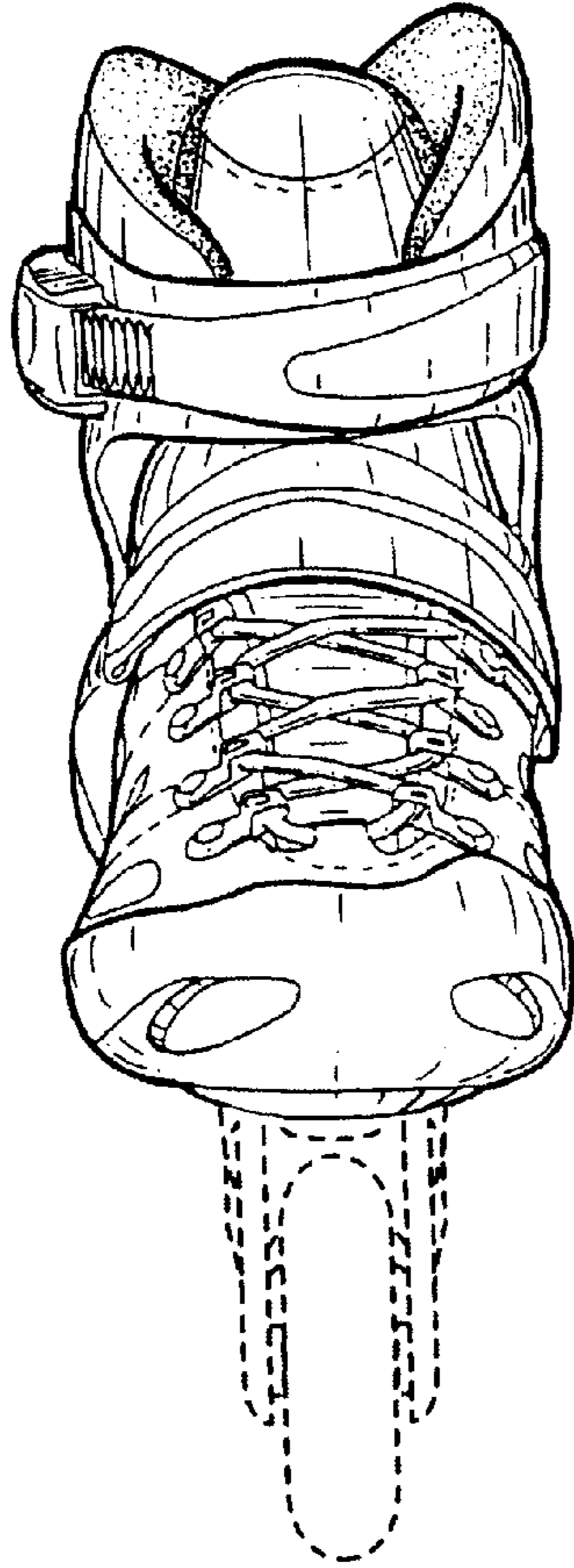


FIG. 5

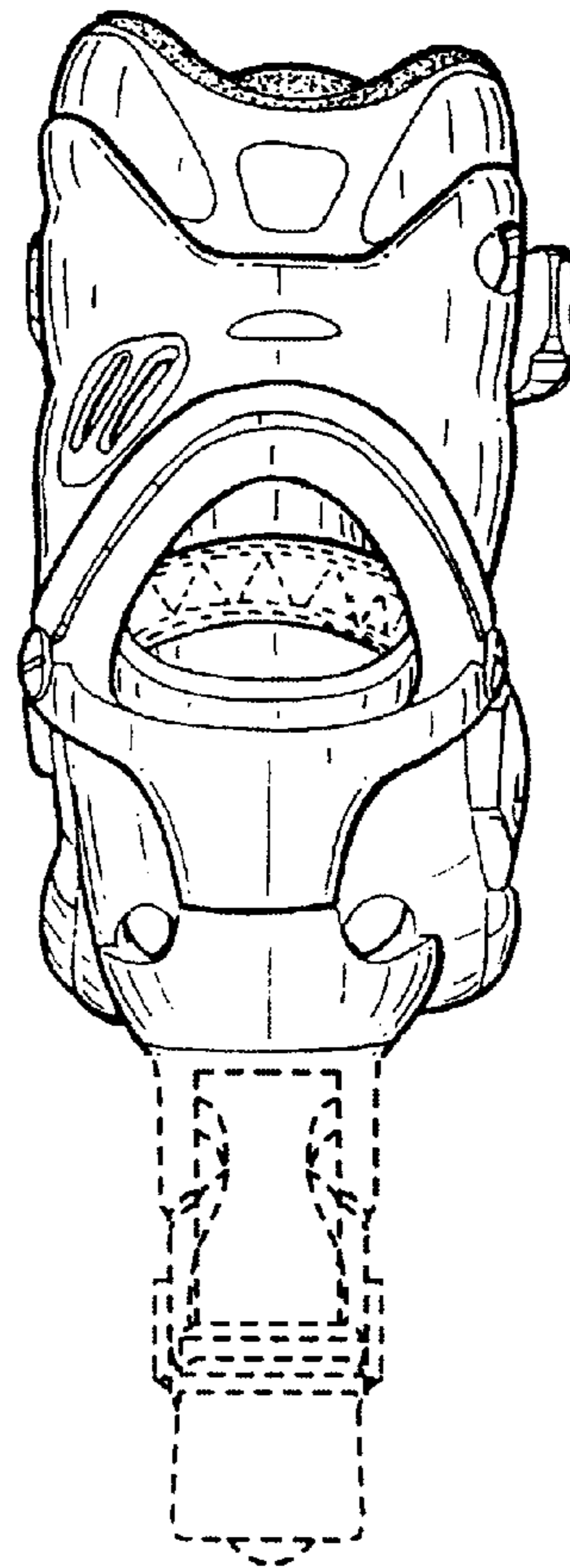


FIG. 6