



US00D430908S

United States Patent [19]

Hornsby et al.

[11] Patent Number: **Des. 430,908**

[45] Date of Patent: **** Sep. 12, 2000**

[54] **WATER GUN AMUSEMENT DEVICE**

[75] Inventors: **James R. Hornsby**, St. Louis; **Ryan A. Wolfinbarger**, Maplewood; **Joseph L. McGowan**, St. Peters; **Chad Stuemke**, St. Louis; **Marcellus R. Benson**, Chesterfield; **David B. Midgett**, Sulphur Springs; **Kurt V. Ulmer**, St. Louis, all of Mo.

[73] Assignee: **Trendmasters, Inc.**, St. Louis, Mo.

[**] Term: **14 Years**

[21] Appl. No.: **29/111,548**

[22] Filed: **Sep. 30, 1999**

[51] **LOC (7) Cl.** **21-01**

[52] **U.S. Cl.** **D21/572**

[58] **Field of Search** D21/567-575;
D14/117.8; D23/225, 226; D22/103; 446/473,
475, 406, 267, 180, 219, 430; 222/78, 79;
239/526; 124/16, 22, 73-76, 83-85

[56] **References Cited**

U.S. PATENT DOCUMENTS

- D. 354,997 1/1995 Arad et al. D21/574
- D. 374,463 10/1996 Butler et al. D14/117.8

- D. 393,022 3/1998 Nagel D21/572
- D. 413,364 8/1999 D'Andrade D21/572
- 5,799,827 9/1998 D'Andrade 446/473
- 5,829,635 11/1998 Brovelli 446/475
- 5,875,927 3/1999 D'Andrade 222/79

Primary Examiner—Raphael Barkai
Attorney, Agent, or Firm—Dorsey & Whitney LLP

[57] **CLAIM**

The ornamental design for a water gun amusement device, as shown and described.

DESCRIPTION

FIG. 1 is an elevational perspective view of the left side of the water gun amusement device of the present invention. FIG. 2 is an elevational perspective view of the front end of the water gun amusement device depicted in FIG. 1. FIG. 3 is an elevational perspective view of the rear end of the device depicted in FIG. 1. FIG. 4 is an elevational perspective view of the left side of the device depicted in FIG. 1, the right side of the device being a mirror image of the left side. FIG. 5 is a plan perspective view of the top of the device depicted in FIG. 1; and, FIG. 6 is a plan perspective view of the bottom of the device depicted in FIG. 1.

1 Claim, 6 Drawing Sheets



FIG. 1



FIG. 2

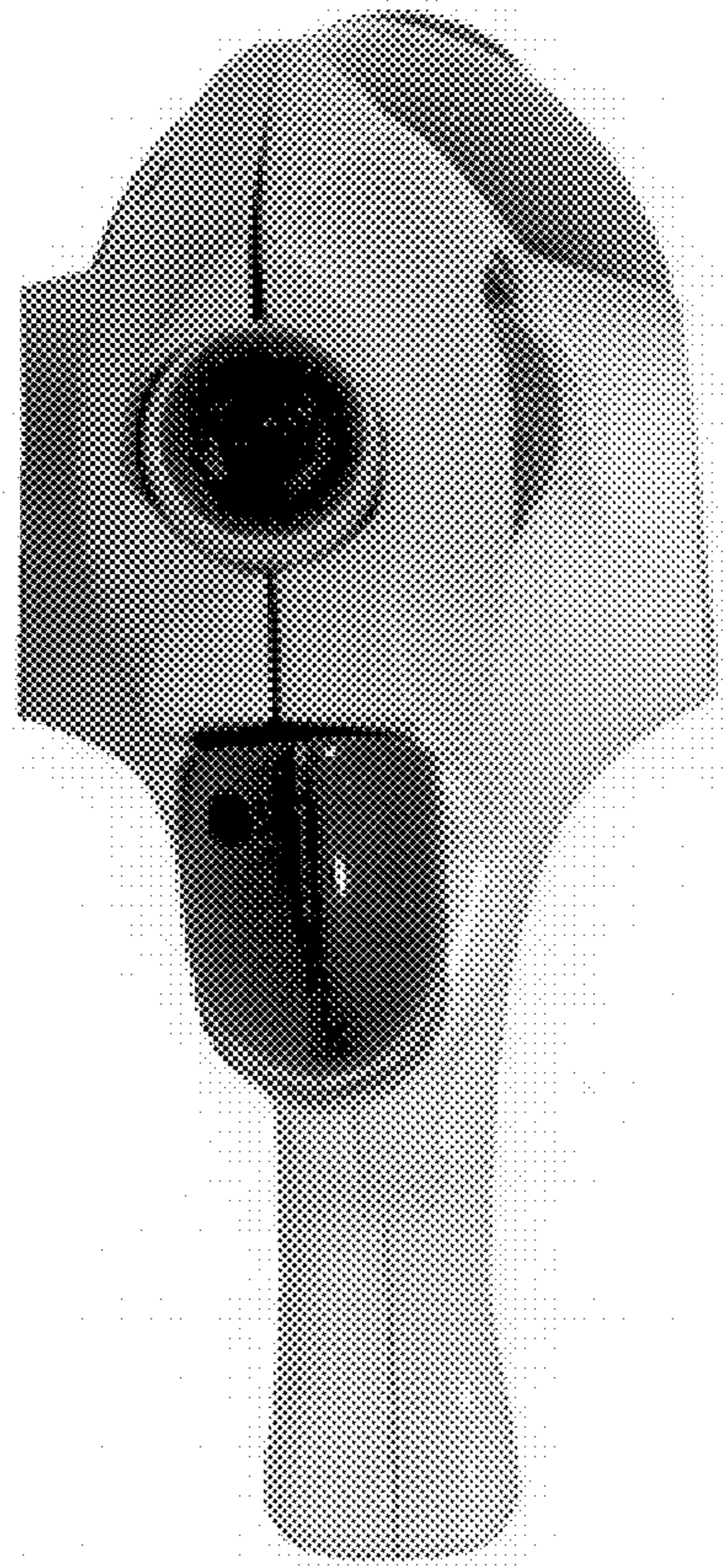


FIG. 3

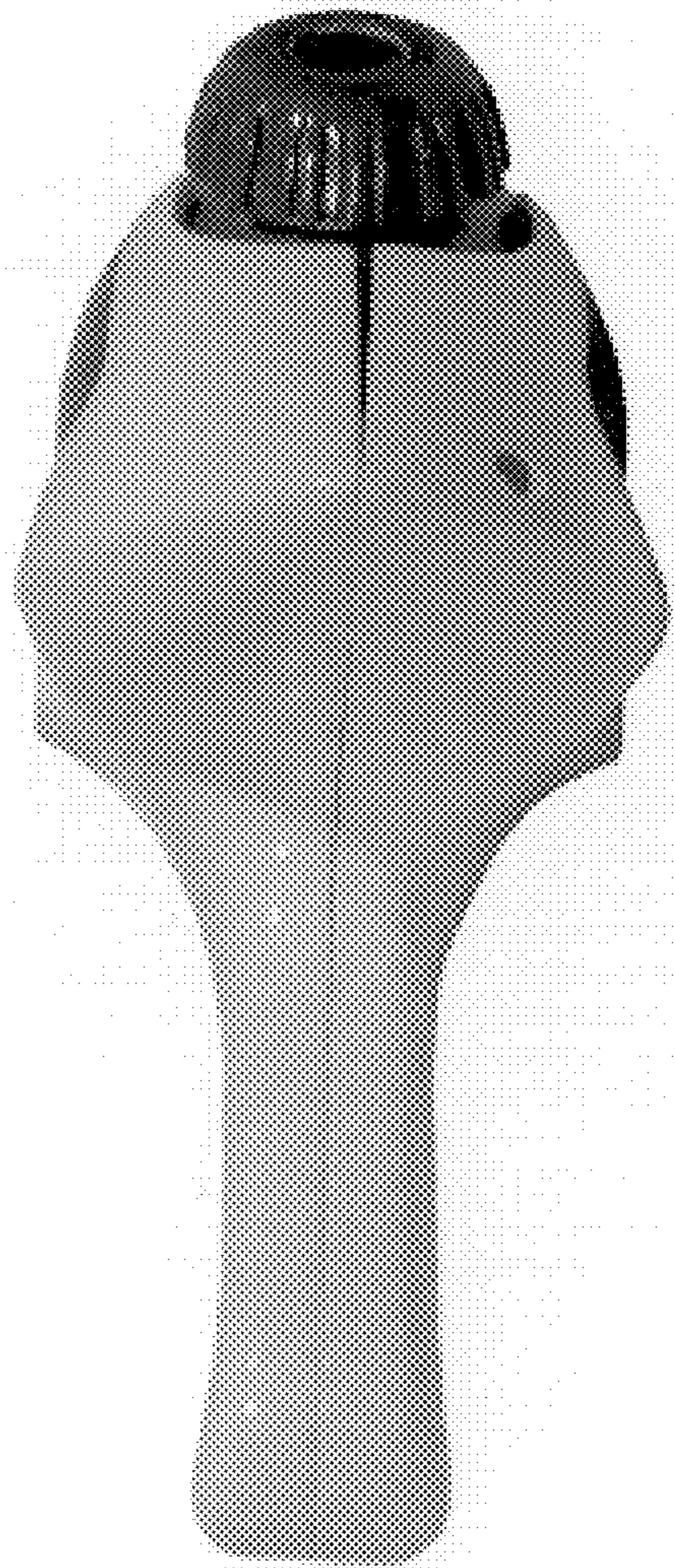


FIG. 4




FIG. 5



FIG. 6

