



US00D430903S

United States Patent [19] Spivey

[11] **Patent Number: Des. 430,903**

[45] **Date of Patent: ** *Sep. 12, 2000**

[54] **BACKING FOR TEMPORARY SIGNS**

4,322,905	4/1982	Kruse	40/606
4,771,560	9/1988	Richards	40/607
5,050,828	9/1991	Wolff	248/156

[76] Inventor: **Fenner N. Spivey**, 1 Club Dr.,
Louisburg, N.C. 27549

[*] Notice: This patent is subject to a terminal disclaimer.

Primary Examiner—Susan J. Lucas
Assistant Examiner—Jennifer Regester
Attorney, Agent, or Firm—Mills & Associates

[**] Term: **14 Years**

[57] **CLAIM**

[21] Appl. No.: **29/052,840**

The ornamental design for a backing for temporary signs, as shown and described.

[22] Filed: **Apr. 10, 1996**

DESCRIPTION

[51] **LOC (7) Cl.** **20-02**

FIG. 1 is a bottom perspective view of a backing for temporary signs showing my new design;

[52] **U.S. Cl.** **D20/41**

FIG. 2 is a right side elevational view thereof with the left side being a mirror image;

[58] **Field of Search** D20/10, 41, 42,
D20/43; D6/300, 417, 449; 40/607, 606,
608; D11/132; 248/156

FIG. 3 is a bottom plan view thereof;

FIG. 4 is a top plan view thereof;

FIG. 5 is an end elevational view thereof; and,

FIG. 6 is an opposite end elevational view thereof.


[56] **References Cited**

The broken lines are shown for illustrative purposes only and form no part of the claimed design.

U.S. PATENT DOCUMENTS

D. 282,355	1/1986	Hartzell	D11/132
1,649,249	11/1927	Newman	40/607
3,315,393	4/1967	Louft	40/607

1 Claim, 3 Drawing Sheets






FIG. 1

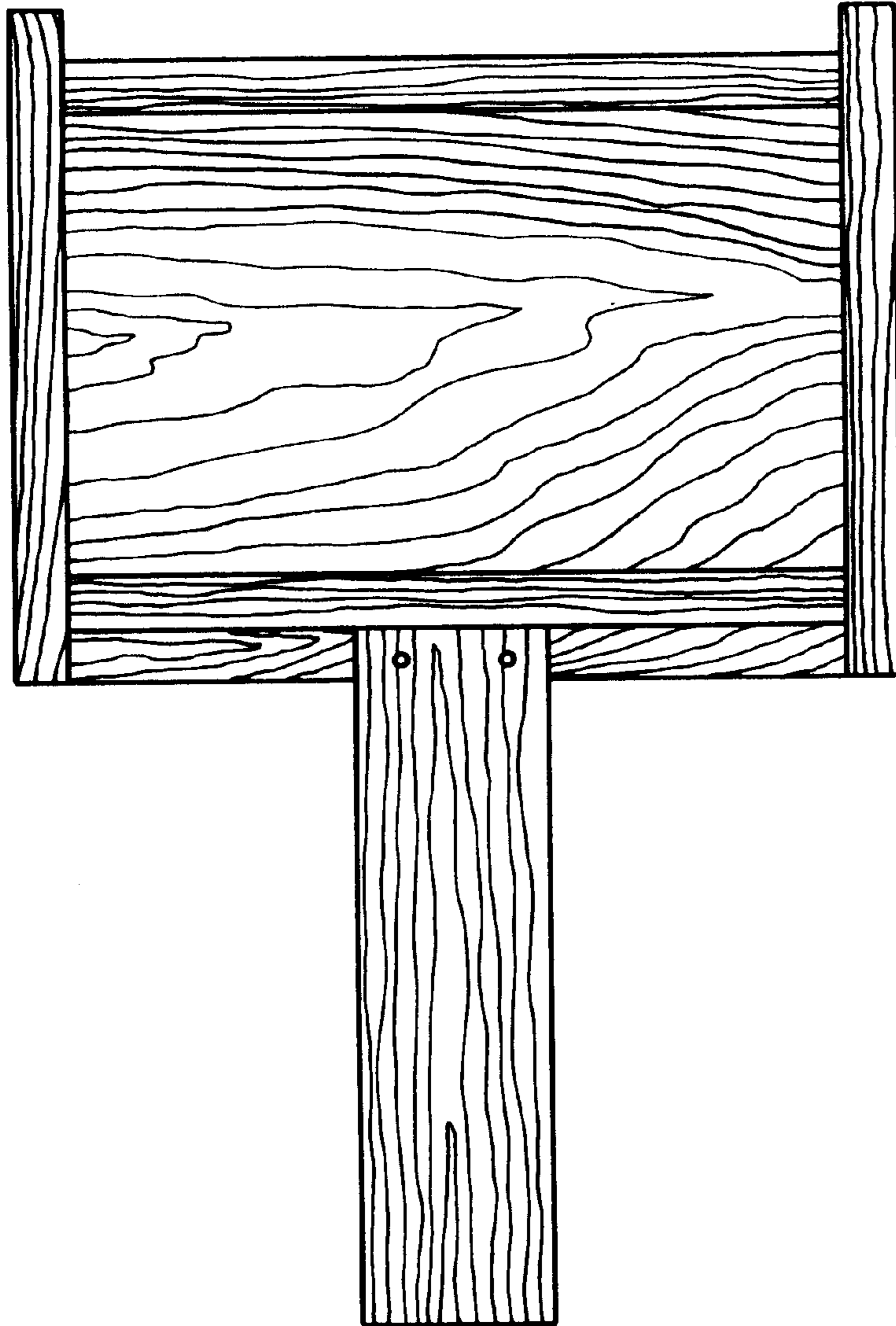


FIG. 2




FIG. 3



FIG. 4




FIG. 5




FIG. 6