



US00D430902S

United States Patent [19]
Aakermann

[11] **Patent Number: Des. 430,902**

[45] **Date of Patent: ** Sep. 12, 2000**

[54] **LABEL**

[75] Inventor: **Christian Aakermann**, Lier, Norway

[73] Assignee: **Etikett-Service**, Lierskogen, Norway

[**] Term: **14 Years**

[21] Appl. No.: **29/116,011**

[22] Filed: **Dec. 22, 1999**

[30] **Foreign Application Priority Data**

Jun. 28, 1999 [DK] Denmark MA 1999 00791

[51] **LOC (7) Cl.** **19-08**

[52] **U.S. Cl.** **D20/22**

[58] **Field of Search** D20/22, 23, 27,
D20/28, 11; 40/299.01, 625, 630, 638;
283/62, 81, 117

[56] **References Cited**

U.S. PATENT DOCUMENTS

D. 311,030 10/1990 Nanigan D20/22
D. 319,669 9/1991 Kronberg D20/22
D. 405,118 2/1999 Murphy, Sr. et al. D20/27

FOREIGN PATENT DOCUMENTS

0463193 B1 6/1990 European Pat. Off. .

Primary Examiner—Marcus A. Jackson

Attorney, Agent, or Firm—Davis and Bujold

[57] **CLAIM**

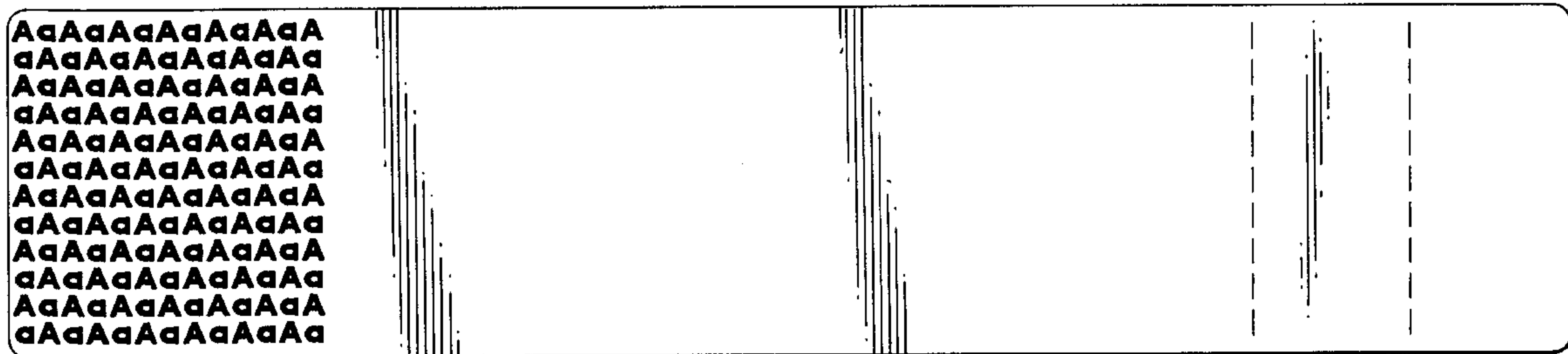
I claim the ornamental design for a label, as shown and described.

DESCRIPTION

FIG. 1 is a front elevational view of a first embodiment of a label embodying my new design;
FIG. 2 is a bottom plan view of FIG. 1, the top plan view being a mirror image thereof;
FIG. 3 is a right side view of FIG. 1, the left side view being a mirror image thereof;
FIG. 4 is a front elevational view of a second embodiment of a label embodying my new design;
FIG. 5 is a bottom plan view of FIG. 4, the top plan view being a mirror image thereof;
FIG. 6 is a right side view of FIG. 4, the left side view being a mirror image thereof;

FIG. 7 is a front elevational view of a third embodiment of a label embodying my new design;
FIG. 8 is a bottom plan view of FIG. 7, the top plan view being a mirror image thereof;
FIG. 9 is a right side view of FIG. 7, the left side view being a mirror image thereof;
FIG. 10 is a front elevational view of a fourth embodiment of a label embodying my new design;
FIG. 11 is a bottom plan view of FIG. 10, the top plan view being a mirror image thereof;
FIG. 12 is a right side view of FIG. 10, the left side view being a mirror image thereof;
FIG. 13 is a front elevational view of a fifth embodiment of a label embodying my new design;
FIG. 14 is a bottom plan view of FIG. 13, the top plan view being a mirror image thereof;
FIG. 15 is a right side view of FIG. 13, the left side view being a mirror image thereof;
FIG. 16 is a front elevational view of a sixth embodiment of a label embodying my new design;
FIG. 17 is a bottom plan view of FIG. 16, the top plan view being a mirror image thereof;
FIG. 18 is a right side view of FIG. 16, the left side view being a mirror image thereof;
FIG. 19 is a front elevational view of a seventh embodiment of a label embodying my new design;
FIG. 20 is a bottom plan view of FIG. 19, the top plan view being a mirror image thereof;
FIG. 21 is a right side view of FIG. 19, the left side view being a mirror image thereof;
FIG. 22 is a front elevational view of an eighth embodiment of a label embodying my new design;
FIG. 23 is a bottom plan view of FIG. 22, the top plan view being a mirror image thereof;
FIG. 24 is a right side view of FIG. 22, the left side view being a mirror image thereof;
FIG. 25 is a front elevational view of a ninth embodiment of a label embodying my new design;
FIG. 26 is a bottom plan view of FIG. 25, the top plan view being a mirror image thereof;
FIG. 27 is a right side view of FIG. 25, the left side view being a mirror image thereof;
FIG. 28 is a front elevational view of a tenth embodiment of a label embodying my new design;
FIG. 29 is a bottom plan view of FIG. 28, the top plan view being a mirror image thereof; and,
FIG. 30 is a right side view of FIG. 28, the left side view being a mirror image thereof.

1 Claim, 5 Drawing Sheets






FIG. 1



FIG. 2




FIG. 4



FIG. 5



FIG. 3



FIG. 6




FIG. 13

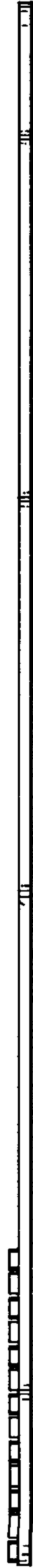


FIG. 14


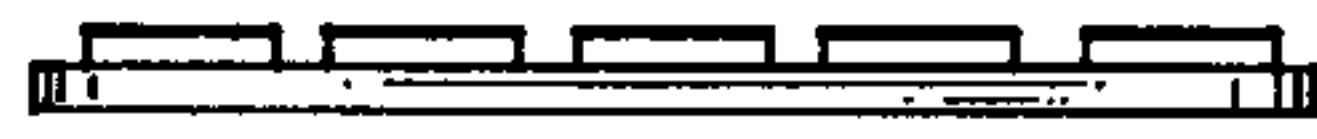


FIG. 16



FIG. 17






FIG. 19



FIG. 20




FIG. 22



FIG. 23



FIG. 21



FIG. 24




FIG. 25



FIG. 26




FIG. 28



FIG. 29



FIG. 27



FIG. 30