



US00D430900S

United States Patent [19]

[11] **Patent Number: Des. 430,900**

Iwata et al.

[45] **Date of Patent: ** Sep. 12, 2000**

[54] **AUTOMATIC VENDING MACHINE FOR MERCHANDISE**

D. 222,389 10/1971 Koch et al. D20/4
D. 336,312 6/1993 Dakin D20/4
D. 378,919 4/1997 Gareisse et al. D20/1 X
5,090,589 2/1992 Brandes et al. D20/5 X

[75] Inventors: **Shingo Iwata; Hideyuki Kojima; Toshiro Fujii; Yoshikazu Saito**, all of Osaka-fu, Japan

OTHER PUBLICATIONS

Vending Times, p. 2, Cold Drinks Vending Machine, Sep. 1987.

[73] Assignee: **Sanyo Electric Co., Ltd.**, Osaka-fu, Japan

Primary Examiner—Nanda Bondade
Attorney, Agent, or Firm—Weingarten, Schurgin, Gagnebin & Hayes LLP

[**] Term: **14 Years**

[21] Appl. No.: **29/115,244**

[57] CLAIM

[22] Filed: **Dec. 9, 1999**

The ornamental design for an automatic vending machine for merchandise, as shown.

[30] Foreign Application Priority Data

DESCRIPTION

Jun. 11, 1999 [JP] Japan 11-15405

[51] **LOC (7) Cl.** **20-01**

FIG. 1 is a top, front, and right side perspective view of our design for an automatic vending machine for merchandise; FIG. 2 is a front view thereof; FIG. 3 is a top view thereof; FIG. 4 is a right side view thereof; FIG. 5 is a left side view thereof; FIG. 6 is a back side view thereof; and, FIG. 7 is a bottom view thereof.

[52] **U.S. Cl.** **D20/4; D20/5**

[58] **Field of Search** D20/1-6; 194/205, 194/206, 212, 255, 350; 221/75, 92, 94-96, 126, 155, 195

[56] References Cited

U.S. PATENT DOCUMENTS

1 Claim, 4 Drawing Sheets

D. 192,180 2/1962 Hodgman D20/5

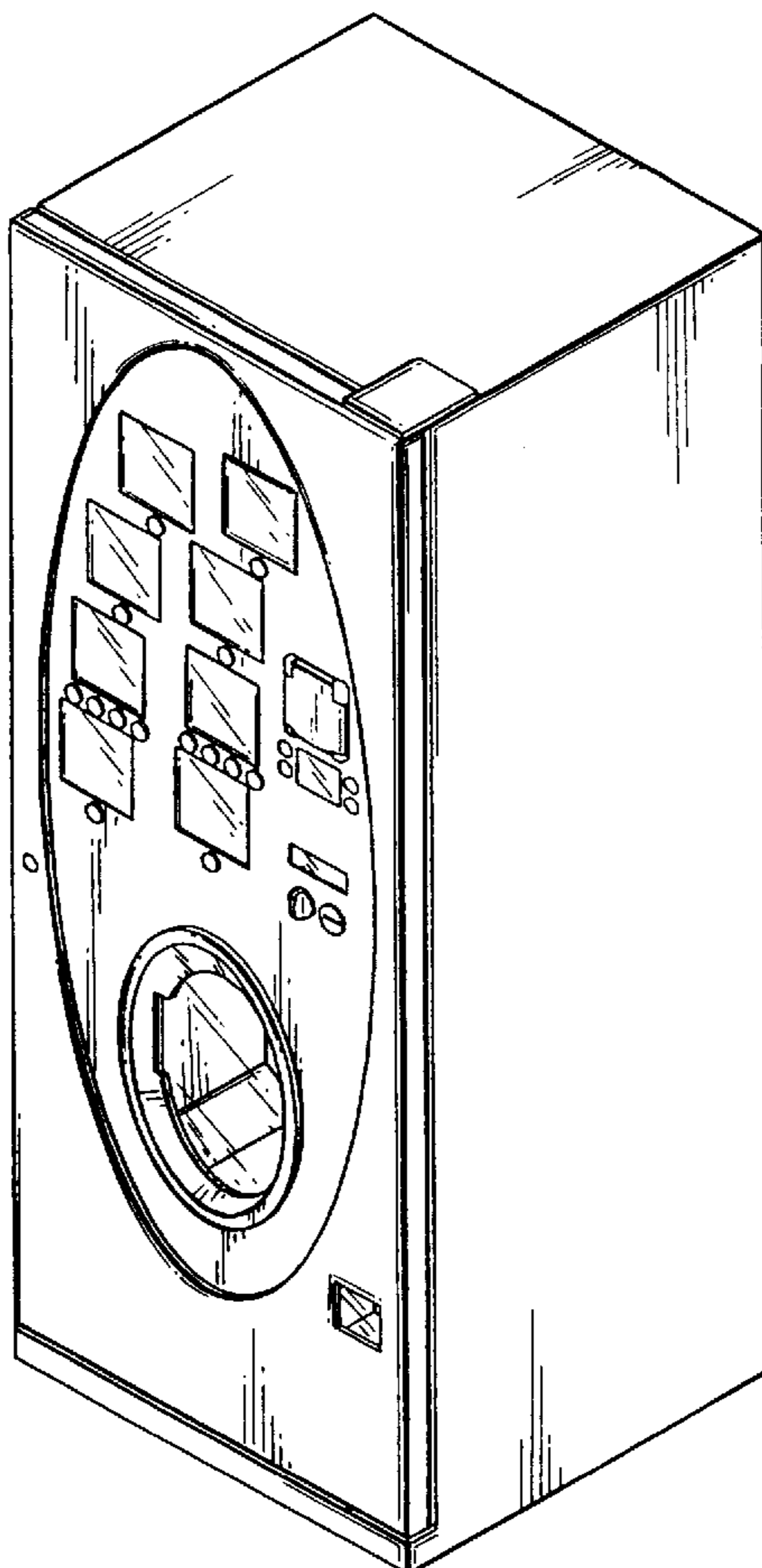


Fig. 1

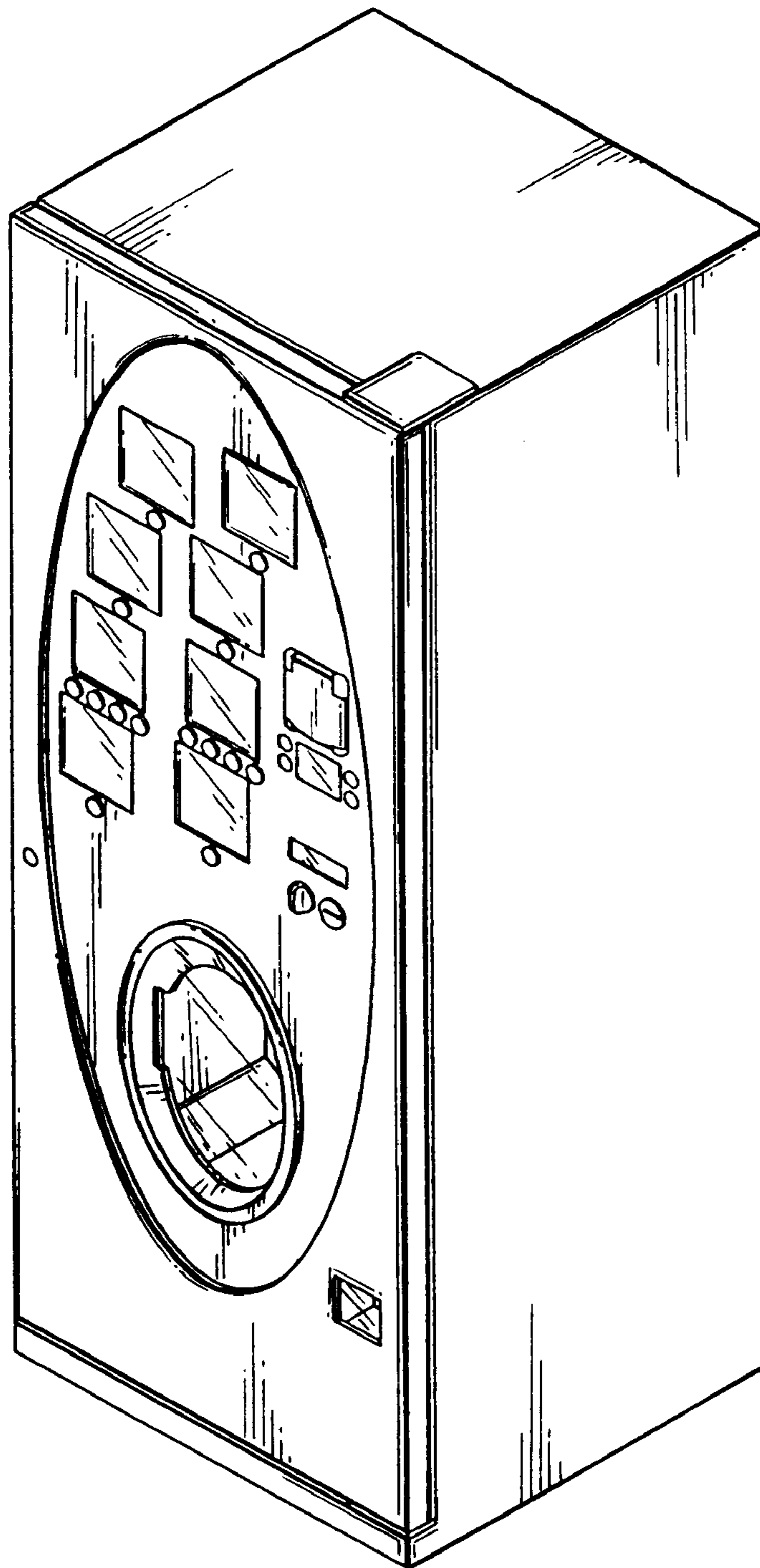


Fig.2

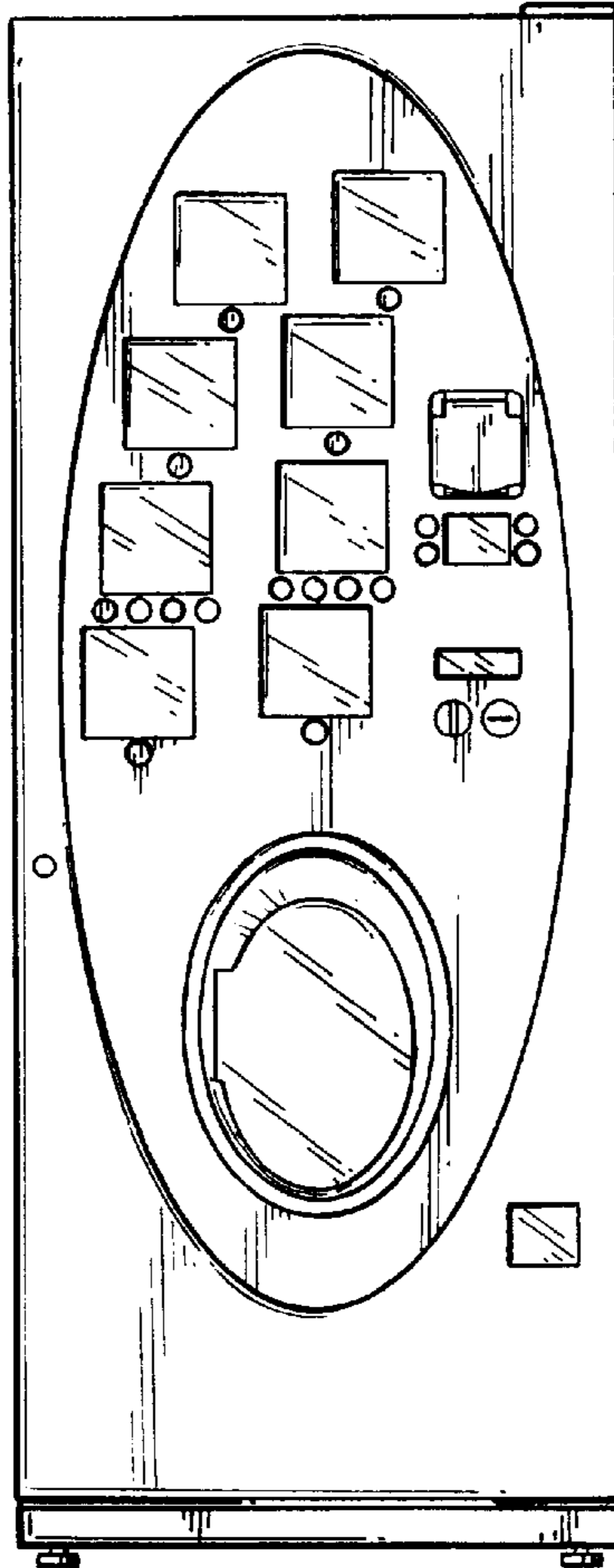


Fig.3

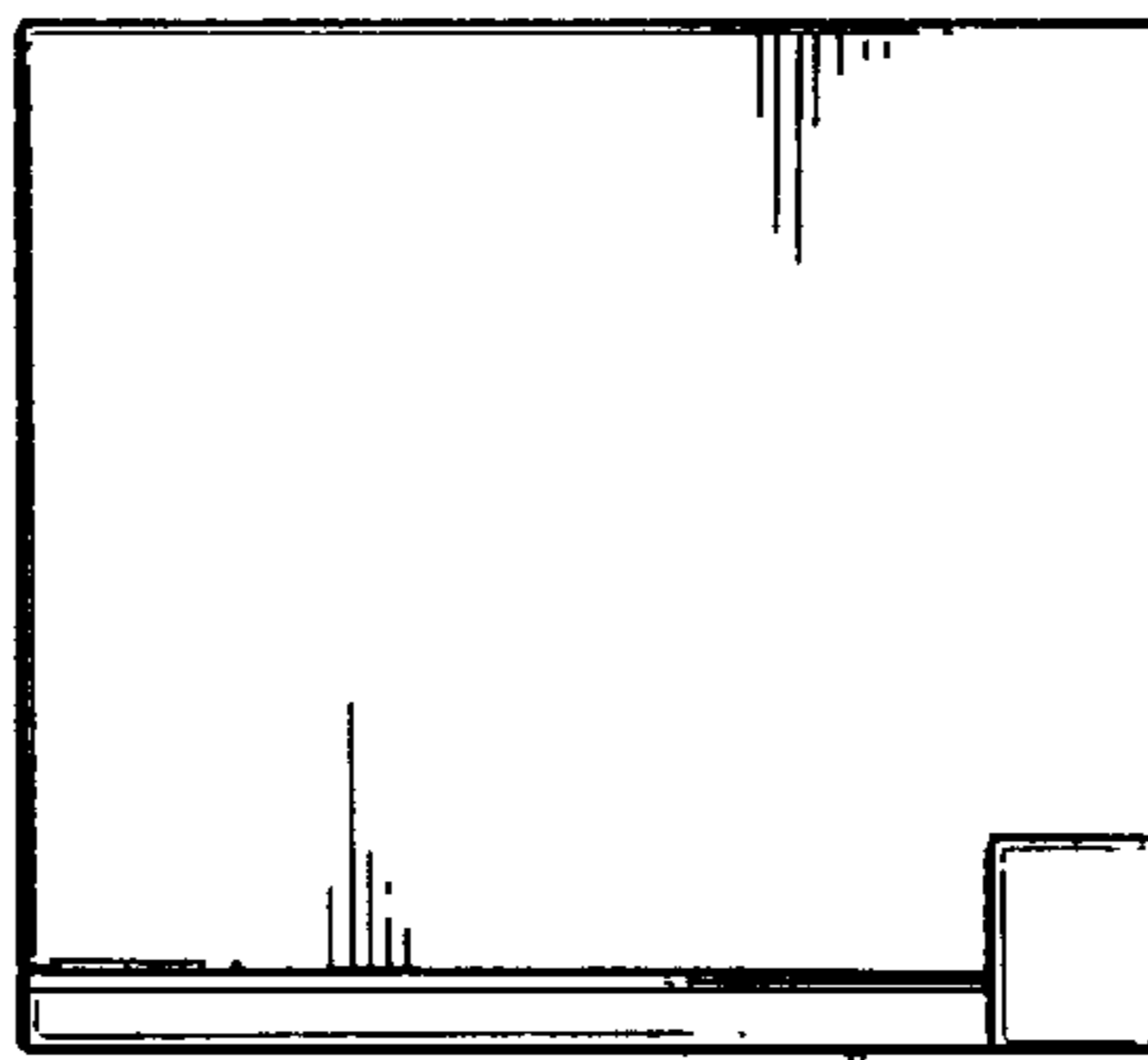


Fig.4




Fig.5




Fig. 6




Fig. 7

