

US00D430898S

United States Patent [19]

[11] **Patent Number: Des. 430,898**

To

[45] **Date of Patent: ** Sep. 12, 2000**

[54] **RING BINDER**

[75] Inventor: **Chun Yuen To**, Shatin, The Hong Kong Special Administrative Region of the People's Republic of China

[73] Assignee: **World Wide Stationery Mfg. Co., Ltd.**, Kwai Chung, The Hong Kong Special Administrative Region of the People's Republic of China

[**] Term: **14 Years**

[21] Appl. No.: **29/117,862**

[22] Filed: **Jan. 28, 2000**

D. 392,997	3/1998	Chan	D19/32
D. 405,113	2/1999	Ko	D19/32
D. 409,240	5/1999	Ko	D19/32
1,291,320	1/1919	Whitlock	402/75
3,132,649	5/1964	Gits	402/38
5,348,412	9/1994	Fuller	402/75

Primary Examiner—Martie K. Holtje
Attorney, Agent, or Firm—Birch, Stewart, Kolasch, & Birch, LLP

[57] CLAIM

The ornamental design for a ring binder, as shown and described.

DESCRIPTION

FIG. 1 is a perspective view of a ring binder of the present invention, the dotted line structure forming no part of the invention;

FIG. 2 is a top plan view thereof, the dotted line structure forming no part of the invention;

FIG. 3 is a right side view thereof (the left side being identical), the dotted line structure forming no part of the invention; and,

FIG. 4 is an end view thereof (the other end being identical).

Related U.S. Application Data

[62] Division of application No. 29/085,877, Mar. 31, 1998.

[51] **LOC (7) Cl.** **19-04**

[52] **U.S. Cl.** **D19/32; D19/27**

[58] **Field of Search** D19/65, 26, 27, D19/28, 32, 33, 99, 100; 281/15.1, 21.1, 22, 27.1, 27.2, 27.3, 28, 45, 51; 402/3, 4, 26, 31, 38, 41, 60, 70, 73, 75, 80 R

[56] References Cited

U.S. PATENT DOCUMENTS

D. 382,593 8/1997 To D19/32

1 Claim, 2 Drawing Sheets

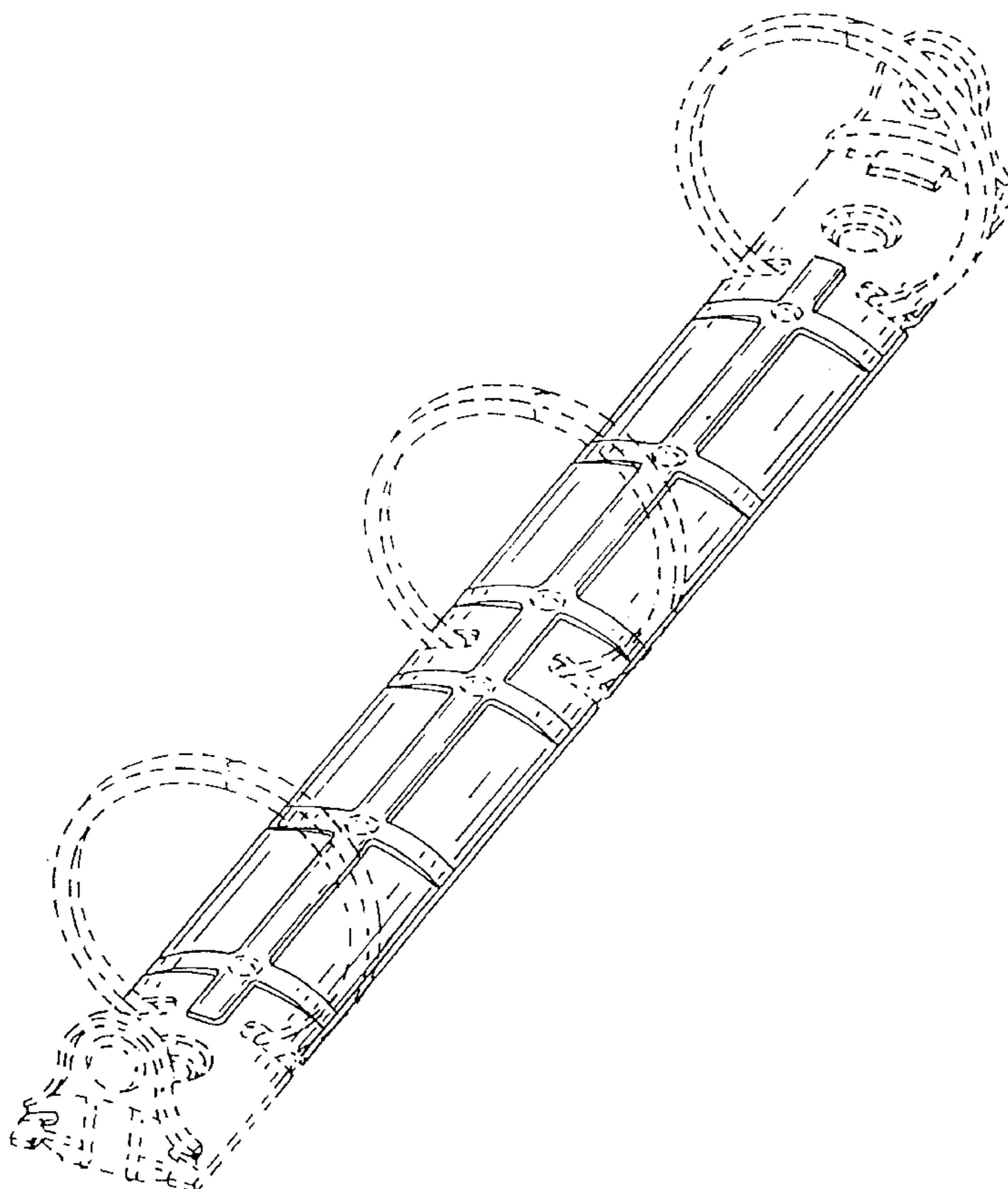


FIG. 1

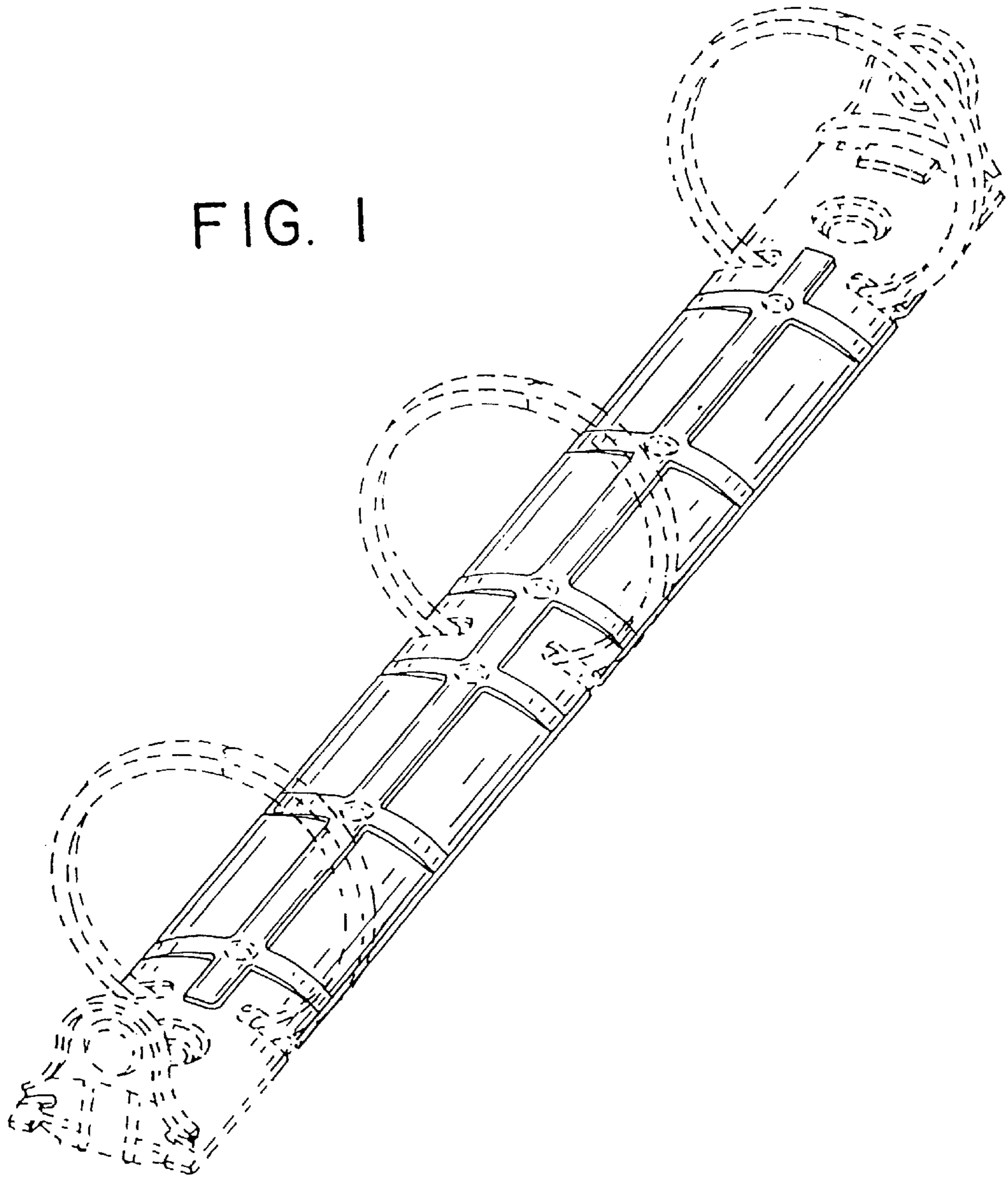


FIG. 2

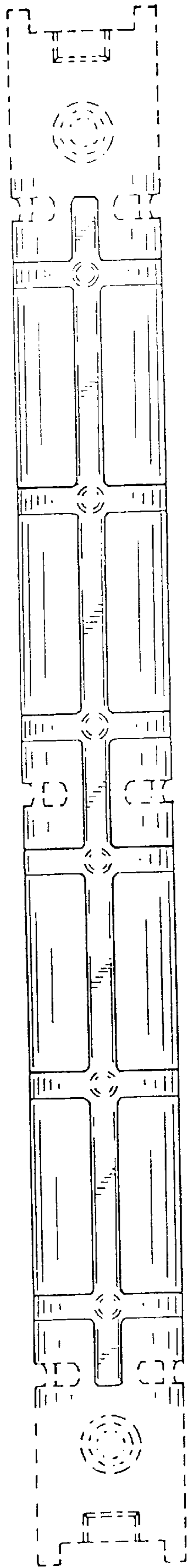


FIG. 3

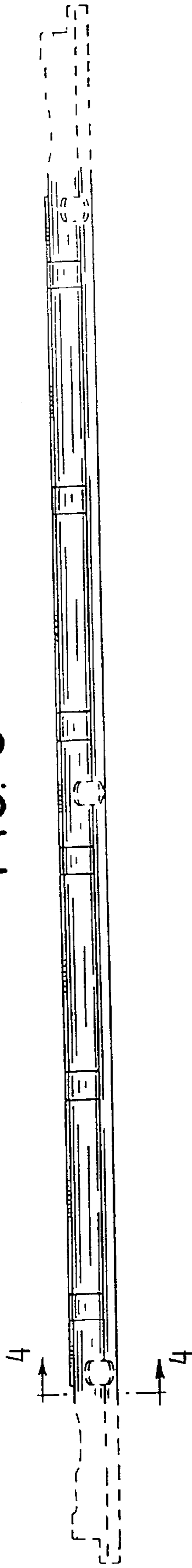


FIG. 4

