



US00D430862S

# United States Patent [19] Honjo

[11] **Patent Number: Des. 430,862**

[45] **Date of Patent: \*\* Sep. 12, 2000**

[54] **DISC PLAYER**

[75] Inventor: **Hiroshi Honjo**, Tokyo, Japan

[73] Assignee: **Sony Corporation**, Tokyo, Japan

[\*\*] Term: **14 Years**

[21] Appl. No.: **29/100,644**

[22] Filed: **Feb. 16, 1999**

[51] **LOC (7) Cl. .... 14-01**

[52] **U.S. Cl. .... D14/156**

[58] **Field of Search** ..... D14/135, 136,  
D14/156, 157, 160, 161, 167, 257, 258;  
369/75.1, 75.2, 77.1, 77.2

[56] **References Cited**

**U.S. PATENT DOCUMENTS**

D. 294,691	3/1988	Yoshida et al. ....	D14/156
D. 305,658	1/1990	Hosaka .....	D14/156 X
D. 312,083	11/1990	Takada .....	D14/156
D. 313,018	12/1990	Funabashi .....	D14/156
D. 320,789	10/1991	Sogabe .....	D14/156
4,811,314	3/1989	Alves .....	369/75.2 X

**OTHER PUBLICATIONS**

Advertisement, "Point Network" pp. 91 & 92, Yodobashi Camera, (Nov. 20, 1998).

*Primary Examiner*—Nanda Bondade

*Attorney, Agent, or Firm*—Ronald P. Kananen; Rader, Fishman & Grauer PLLC

[57] **CLAIM**

The ornamental design for a disc player, as shown and described.

**DESCRIPTION**

FIG. 1 is a perspective view of a disc player showing my new design;

FIG. 2 is a top plan view thereof;

FIG. 3 is a left side elevational view thereof;

FIG. 4 is a front elevational view thereof;

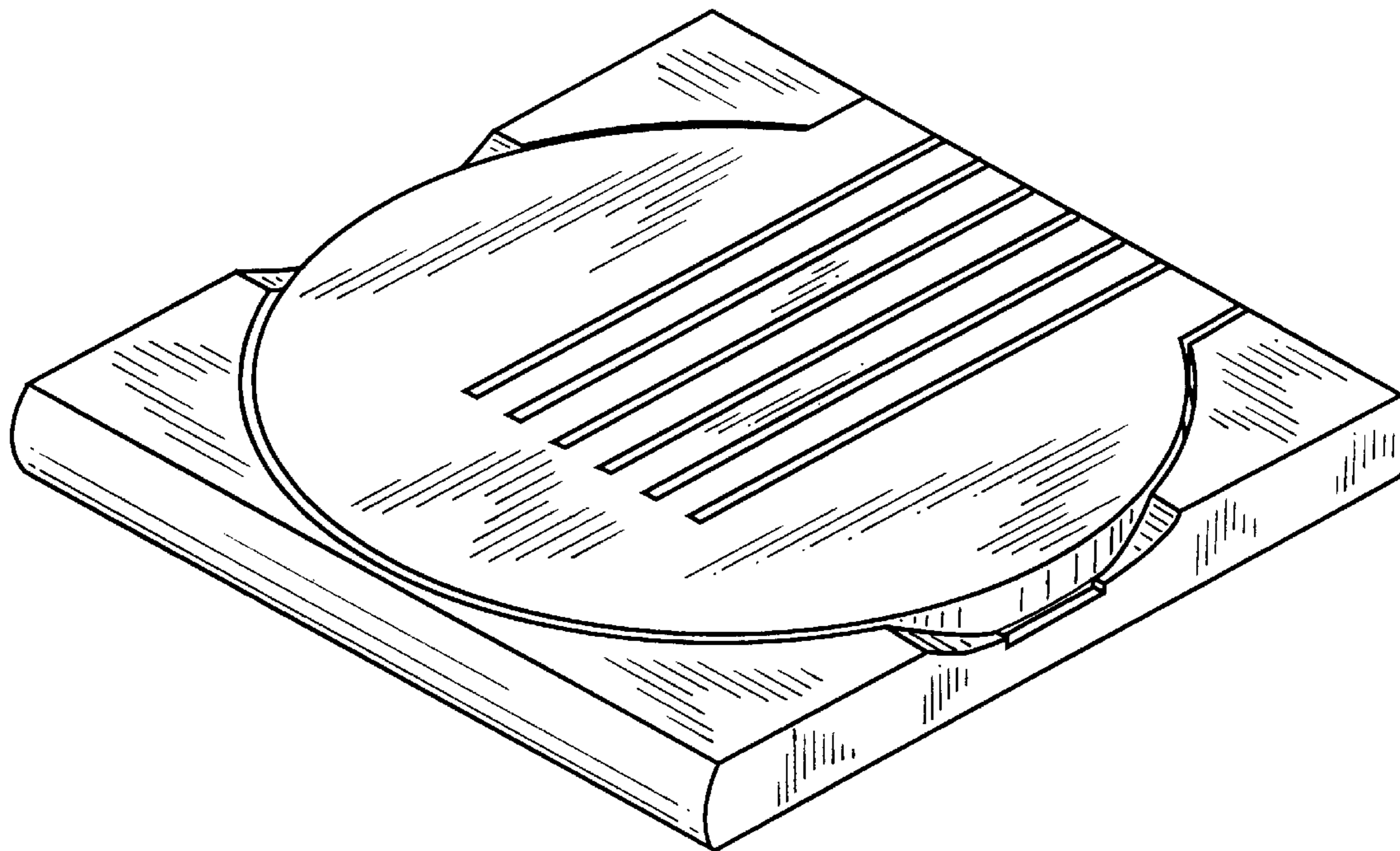
FIG. 5 is a bottom plan view thereof;

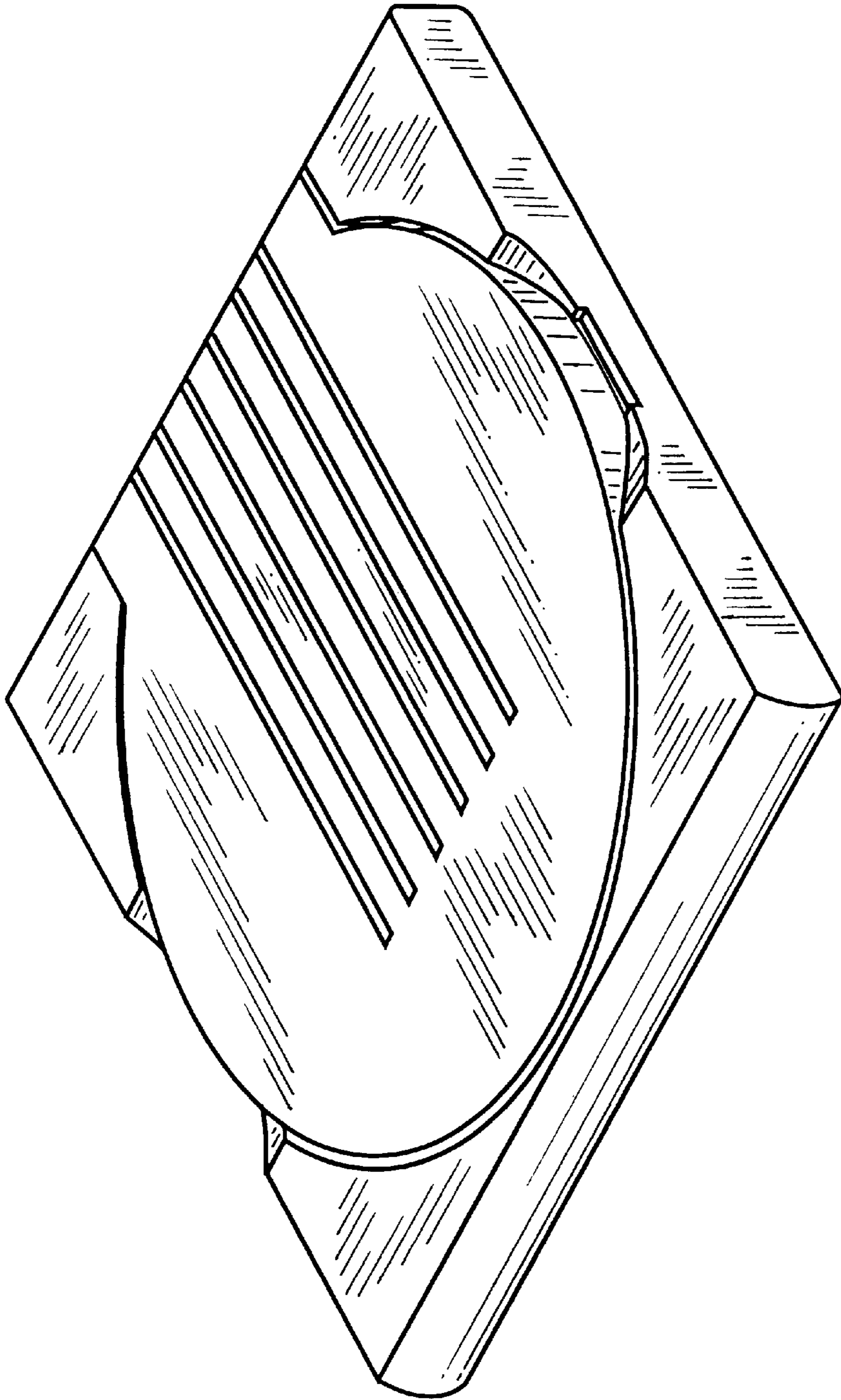
FIG. 6 is a right side elevational view thereof;

FIG. 7 is a rear elevational view thereof; and,

FIG. 8 is another perspective view thereof, wherein the cover portion is in the open position, the broken lines showing of the inside portion is for illustrative purposes only and form no part of the claimed design.

**1 Claim, 4 Drawing Sheets**





**FIG. 1**


**FIG. 2**



**FIG. 5**

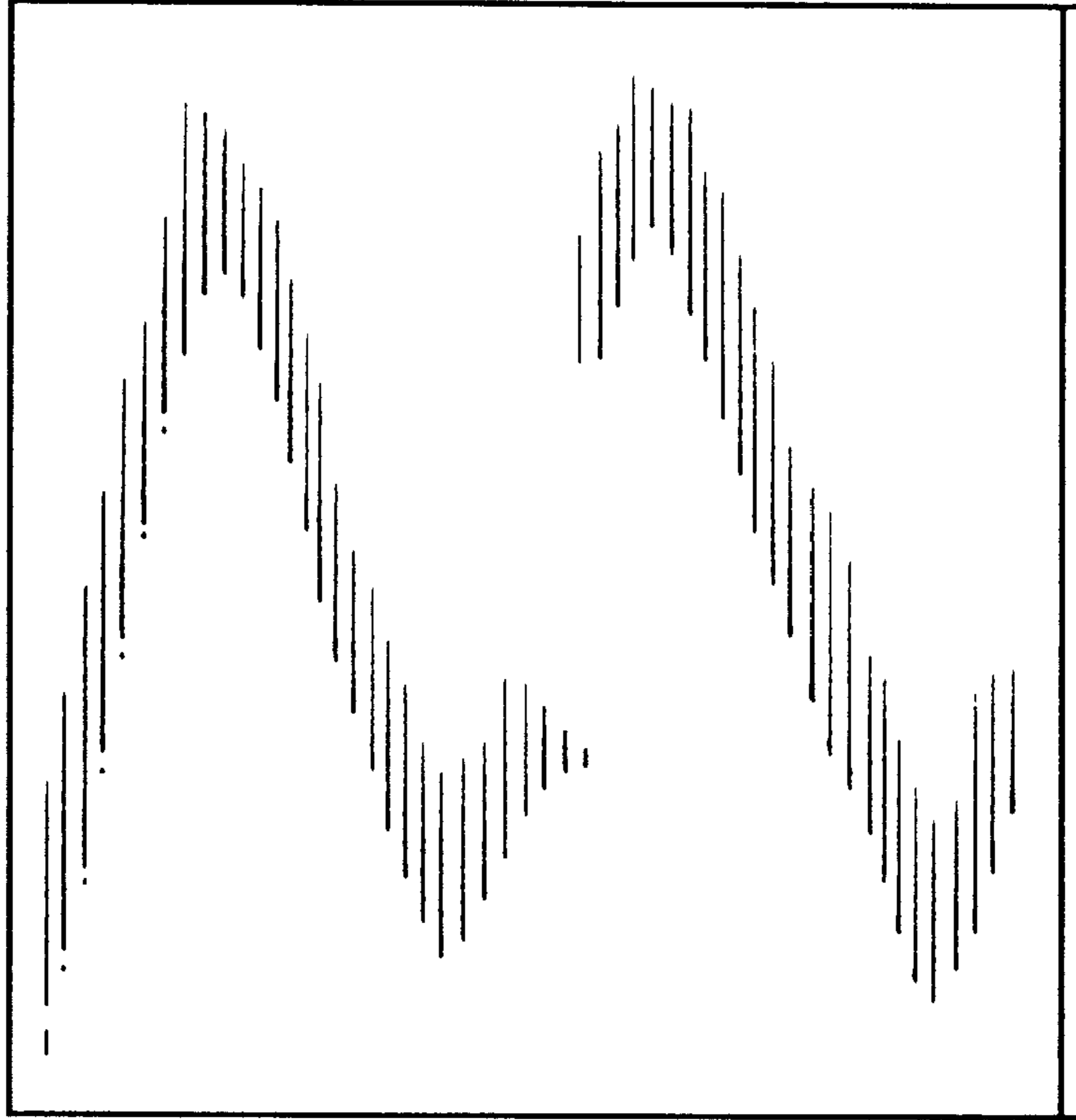


**FIG. 4**

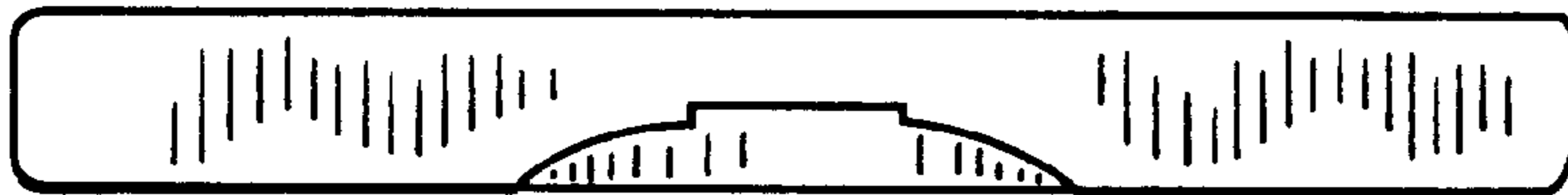


**FIG. 3**

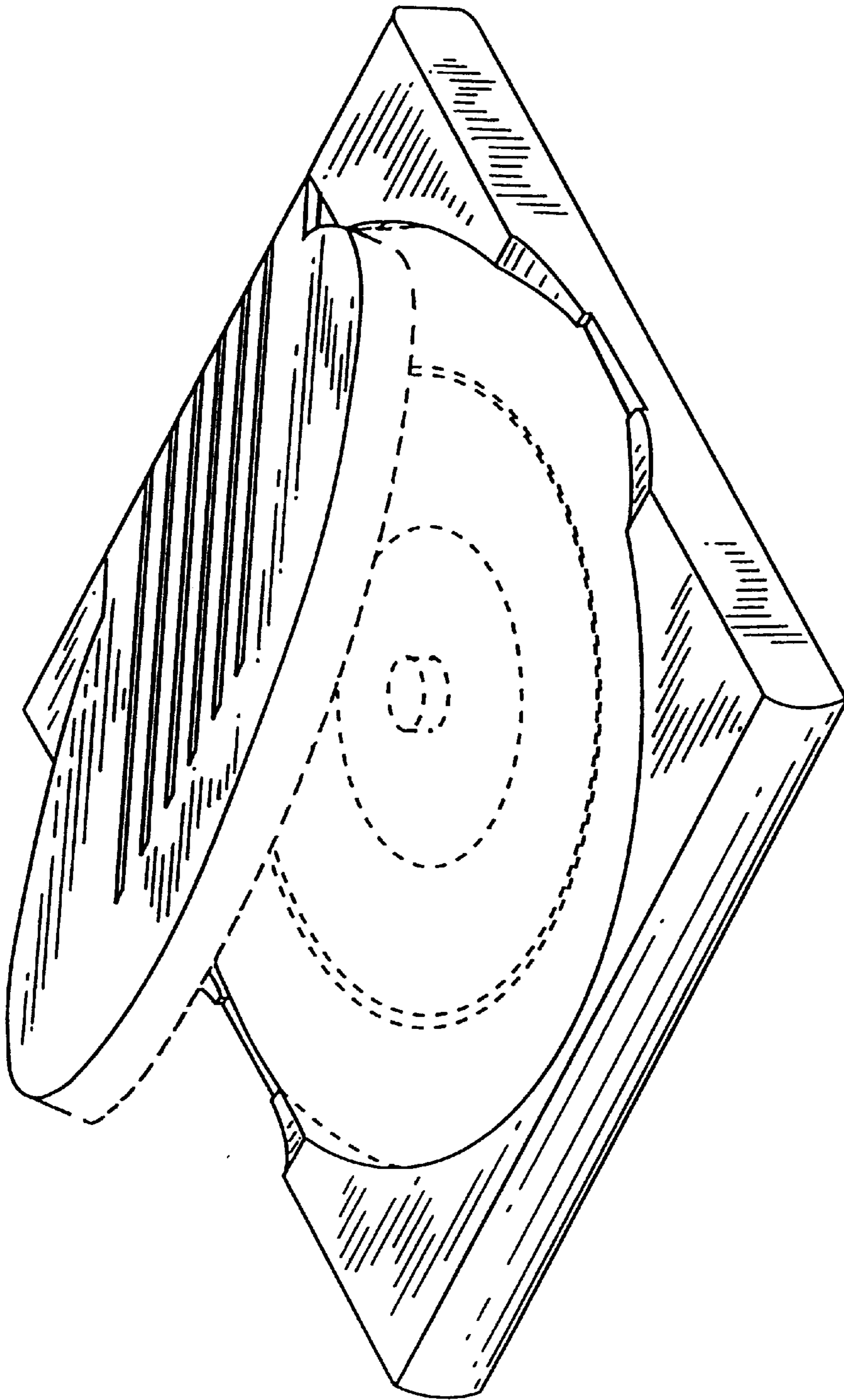




**FIG. 7**



**FIG. 6**



**FIG. 8**