



US00D430835S

**United States Patent** [19]  
**McCoy et al.**

[11] **Patent Number: Des. 430,835**  
[45] **Date of Patent: \*\* Sep. 12, 2000**

[54] **SPRING BAR WITH TRUNNION MOUNTING**

[75] Inventors: **Richard W. McCoy**, Granger; **Chad A. McCoige**, Mishawaka, both of Ind.

[73] Assignee: **Reese Products, Inc.**, Elkhart, Ind.

[\*\*] Term: **14 Years**

[21] Appl. No.: **29/117,452**

[22] Filed: **Jan. 24, 2000**

[51] **LOC (7) Cl.** ..... **12-16**

[52] **U.S. Cl.** ..... **D12/162**

[58] **Field of Search** ..... D12/223, 162;  
248/300, 200; D8/349, 354; 280/406.1,  
405.1

[56] **References Cited**

**U.S. PATENT DOCUMENTS**

D. 382,526 8/1997 Kass et al. .... D12/162

**OTHER PUBLICATIONS**

Reese, "1999 Products, Applications, & Accessories Catalog," Towpower You Can Take It With You, Reese Products, Inc., p. 21-23 etc.

*Primary Examiner*—Holly Baynham  
*Attorney, Agent, or Firm*—King and Schickli, PLLC

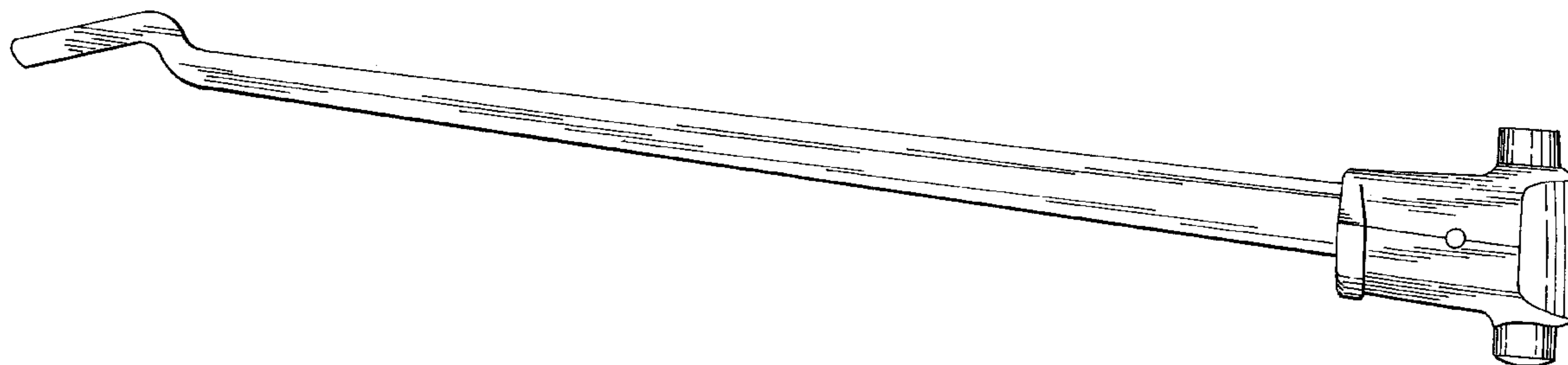
[57] **CLAIM**

The ornamental design of a spring bar with trunnion mounting, as shown and described.

**DESCRIPTION**

FIG. 1 is a top plan view of the spring bar with trunnion mounting of the present invention;  
FIG. 2 is a left side elevational view thereof;  
FIG. 3 is a bottom plan view thereof;  
FIG. 4 is a right side elevational view thereof;  
FIG. 5 is a front plan view thereof; and,  
FIG. 6 is a rear plan view thereof.

**1 Claim, 2 Drawing Sheets**



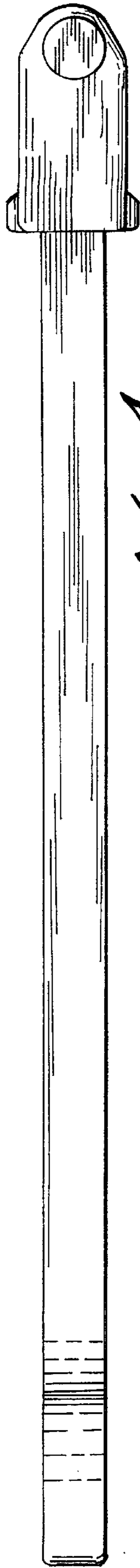


Fig. 1

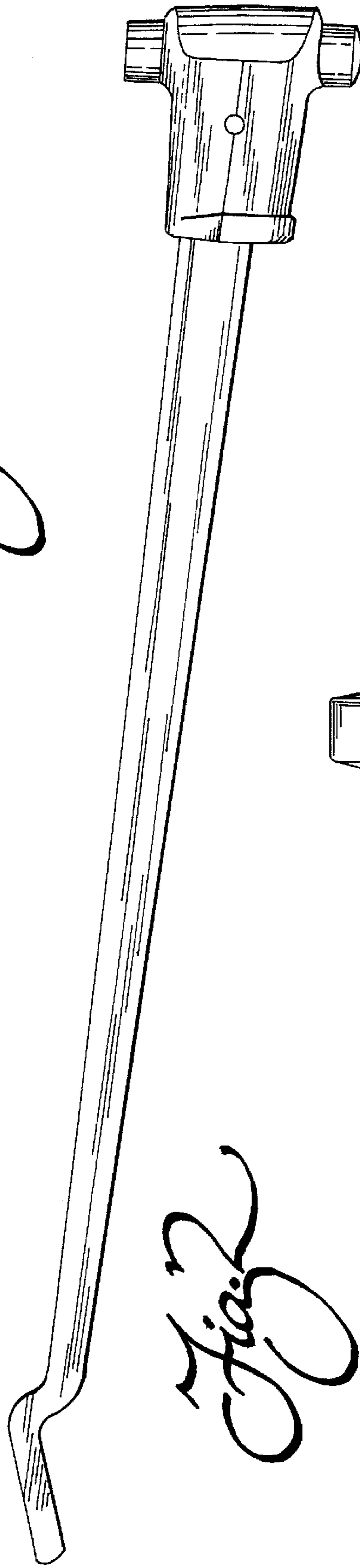


Fig. 2

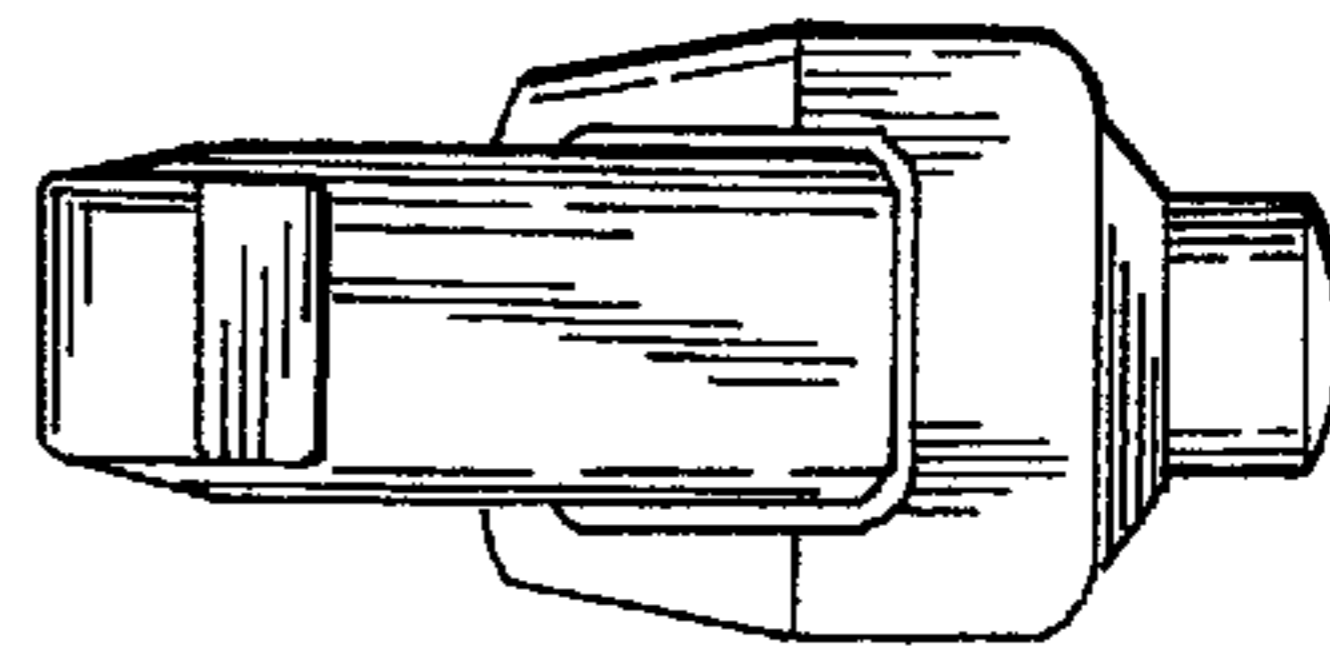
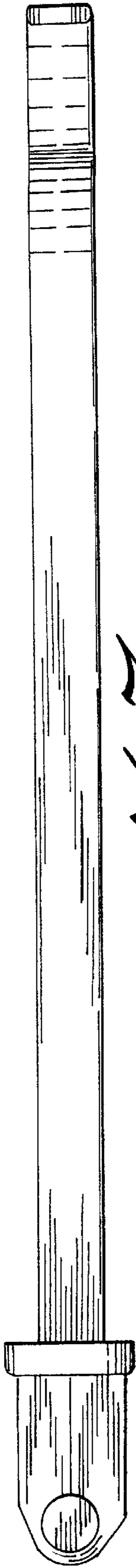
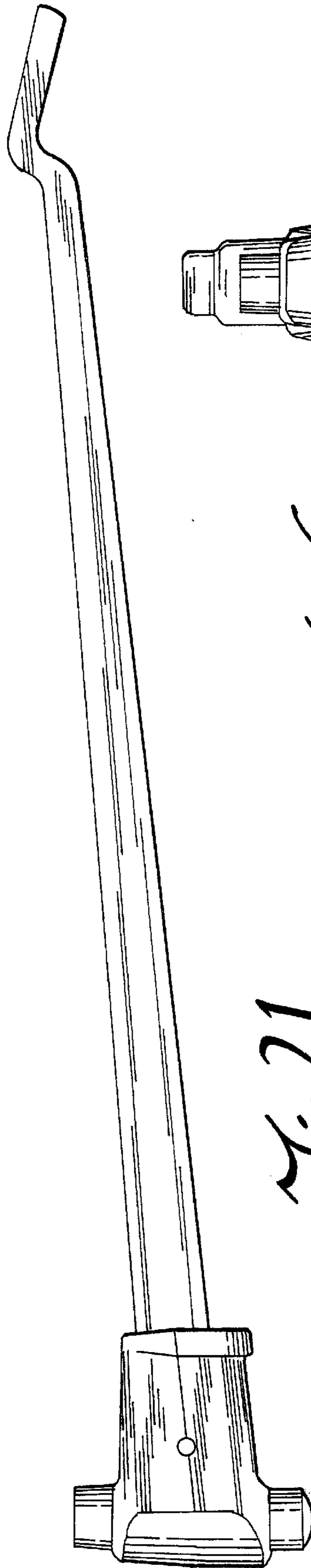


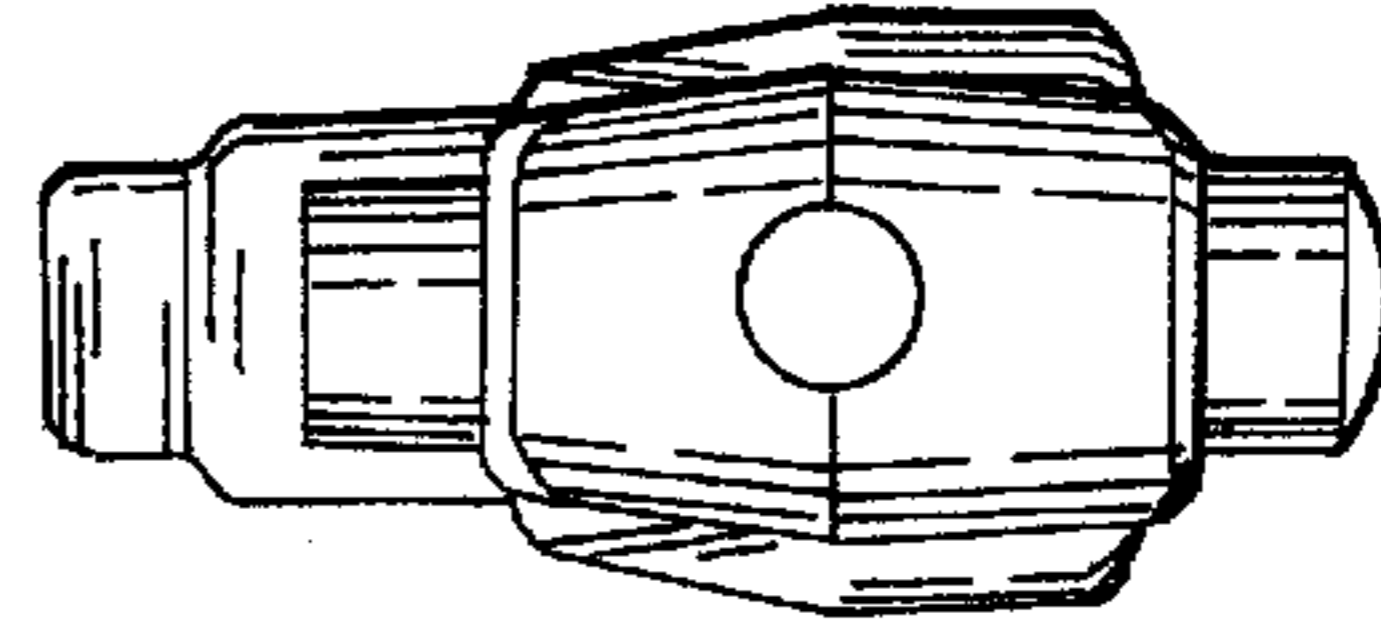
Fig. 3



*Fig. 5*



*Fig. 24*



*Fig. 6*