



US00D430834S

United States Patent [19]

Allison

[11] Patent Number: **Des. 430,834**

[45] Date of Patent: **** Sep. 12, 2000**

[54] **TIRE TREAD**

[75] Inventor: **William B. Allison**, Cuyahoga Falls, Ohio

[73] Assignee: **Bridgestone/Firestone Research, Inc.**, Akron, Ohio

[**] Term: **14 Years**

[21] Appl. No.: **29/112,891**

[22] Filed: **Oct. 26, 1999**

[51] **LOC (7) Cl.** **12-15**

[52] **U.S. Cl.** **D12/151**

[58] **Field of Search** D12/134-152;
152/209.1, 209.8, 209.12, 209.16, 209.28,
902, 903

[56] **References Cited**

U.S. PATENT DOCUMENTS

D. 303,363	9/1989	Graas	D12/147
D. 303,364	9/1989	Graas et al.	D12/147
D. 319,994	9/1991	Manestar et al.	D12/147
D. 337,978	8/1993	Himuro et al.	D12/147
D. 340,436	10/1993	Baus	D12/146
D. 342,706	12/1993	Wise	D12/147
D. 354,467	1/1995	Wallet et al.	D12/147

D. 383,716	9/1997	Brown et al.	D12/147
D. 384,309	9/1997	Heinen	D12/147
D. 386,470	11/1997	Scheuren et al.	D12/147
5,078,190	1/1992	Wissbrock et al.	152/209 R
5,343,914	9/1994	Wako	152/209 R

Primary Examiner—Robert M. Spear
Attorney, Agent, or Firm—Michael Sand; John M. Vasuta

[57] **CLAIM**

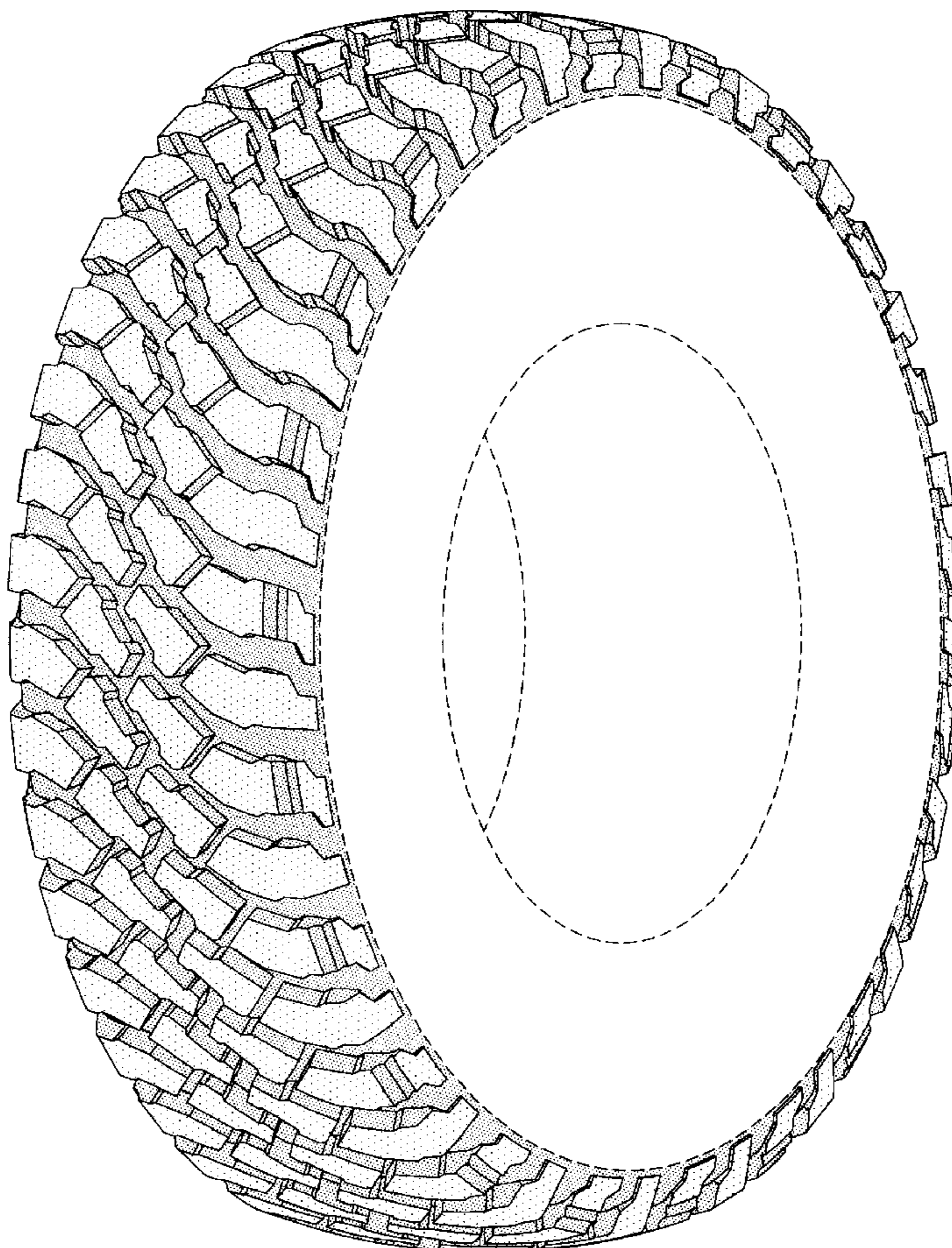
The ornamental design for a tire tread, as shown and described.

DESCRIPTION

FIG. 1 is a side perspective view of a tire tread showing my new design, it being understood that the tread pattern is repeated throughout the circumference of the tire tread, the opposite side being the same as that shown; FIG. 2 is a front elevational view thereof; FIG. 3 is a side elevational view of the right side thereof, the opposite side being identical thereto; and, FIG. 4 is an enlarged fragmentary side perspective view thereof.

The broken lines defining the tire sidewall and inner bead and the peripheral boundary between the tire tread and sidewall are for illustrative purposes only and form no part of the claimed design.

1 Claim, 4 Drawing Sheets



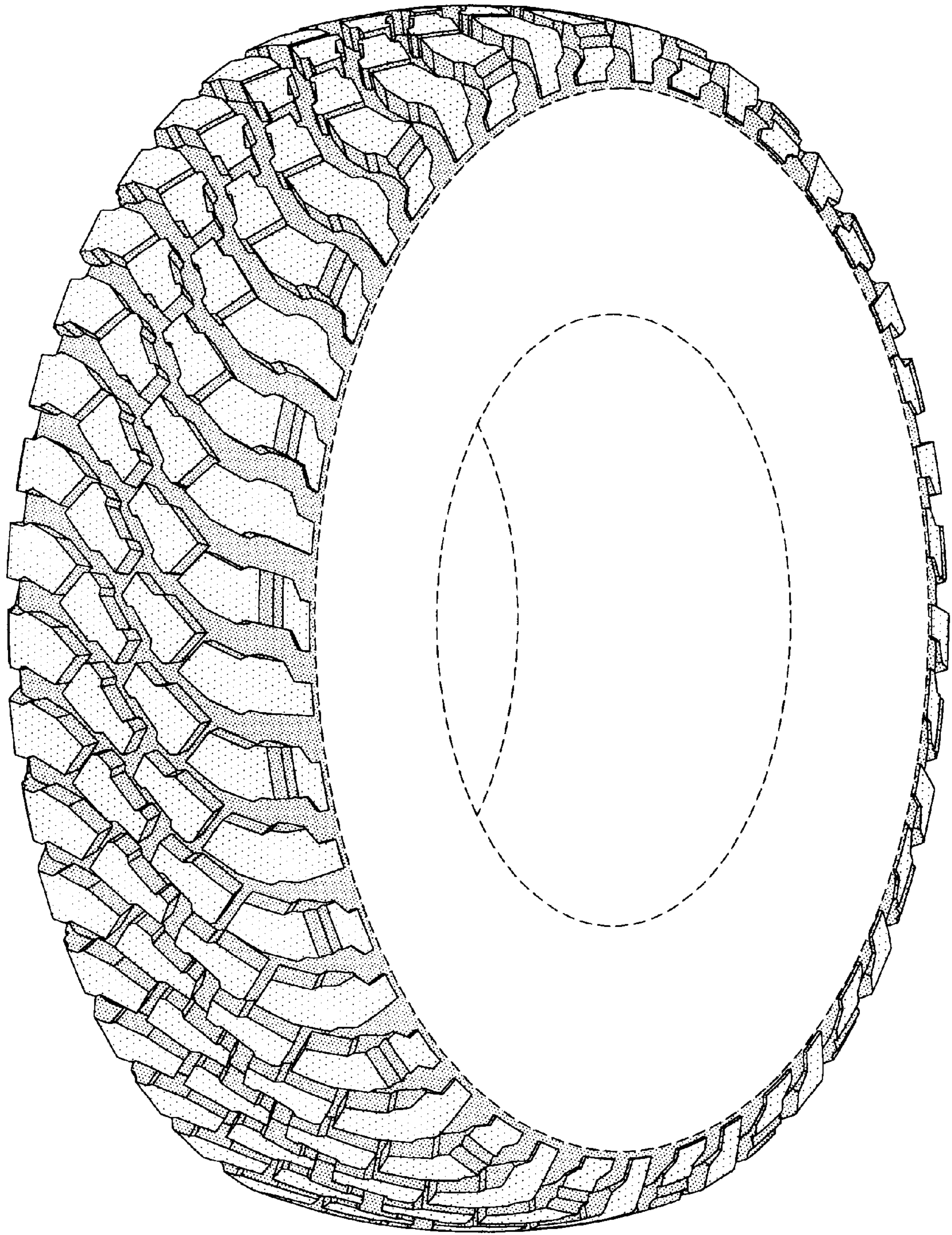


FIG-1




FIG-2

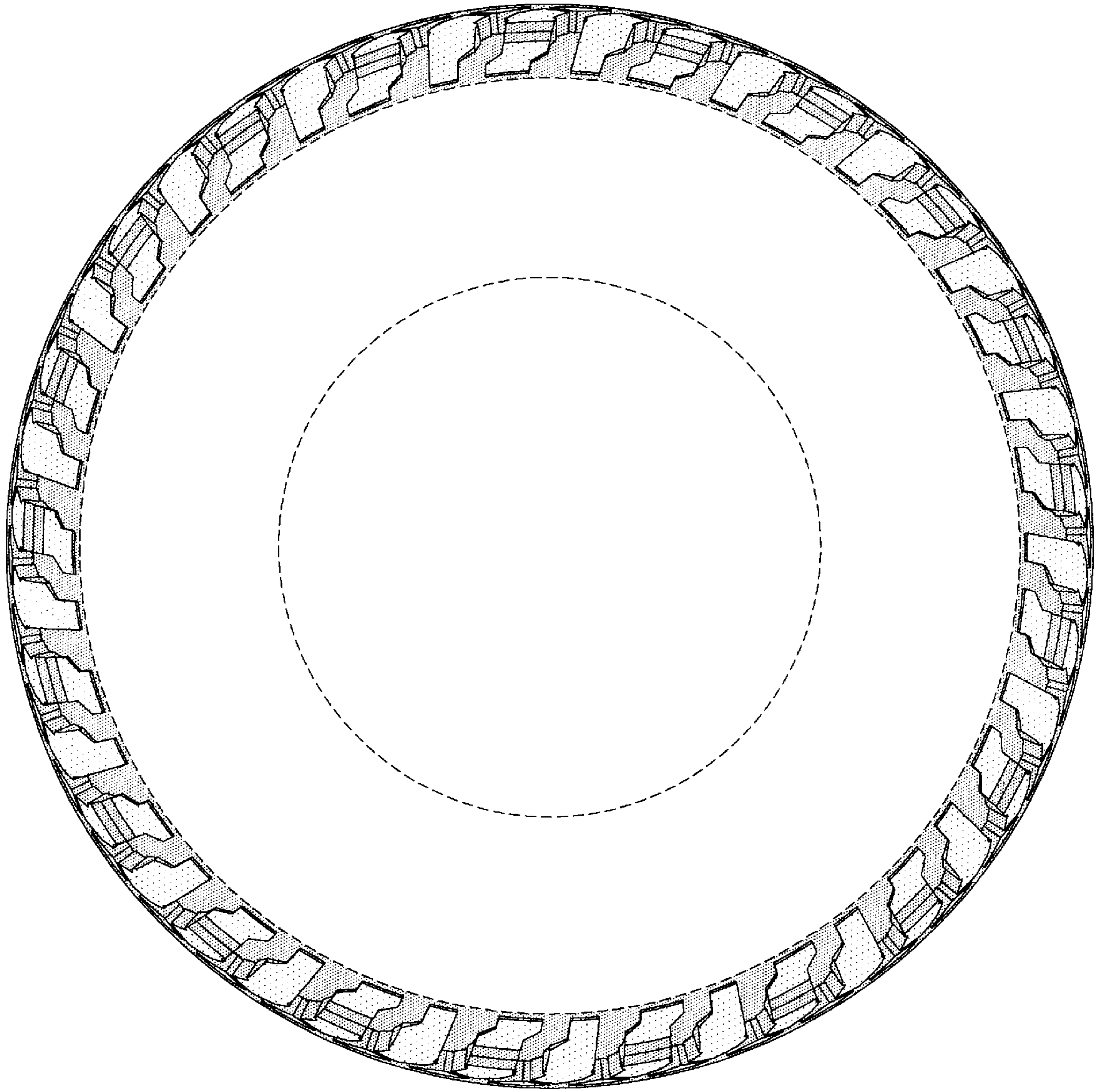


FIG-3

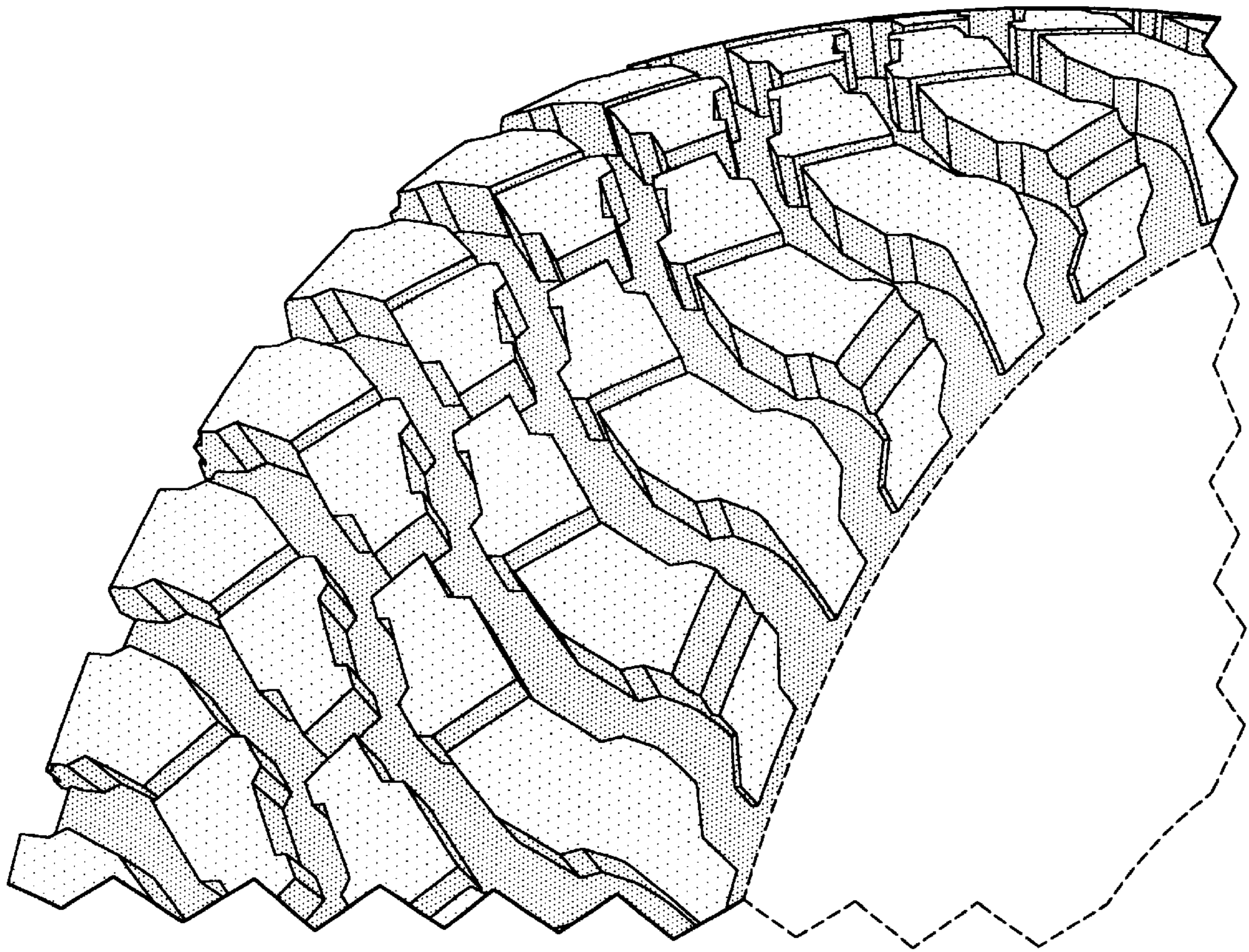


FIG-4