



US00D430830S

# United States Patent [19]

Guspodin et al.

[11] Patent Number: **Des. 430,830**

[45] Date of Patent: **\*\* Sep. 12, 2000**

## [54] TIRE TREAD

[75] Inventors: **James G. Guspodin**, Akron; **Bradley J. Wurst**, Orrville, both of Ohio

[73] Assignee: **Bridgestone/Firestone Research, Inc.**, Akron, Ohio

[\*\*] Term: **14 Years**

[21] Appl. No.: **29/112,890**

[22] Filed: **Oct. 26, 1999**

[51] **LOC (7) Cl.** ..... **12-15**

[52] **U.S. Cl.** ..... **D12/147; D12/141**

[58] **Field of Search** ..... **D12/138-152; 152/209.1, 209.8, 209.9, 209.11, 209.13, 209.28, 900, 901, 902, 903**

## [56] References Cited

### U.S. PATENT DOCUMENTS

D. 379,338	5/1997	Guspodin et al. ....	D12/147
D. 383,425	9/1997	Himuro .....	D12/147
D. 384,616	10/1997	Yukawa .....	D12/147
D. 392,227	3/1998	Lim et al. ....	D12/147
D. 400,134	10/1998	Sato et al. ....	D12/147
D. 402,940	12/1998	McKisson et al. ....	D12/147
D. 404,694	1/1999	Himuro et al. ....	D12/147
D. 405,396	2/1999	McKisson et al. ....	D12/141
D. 405,398	2/1999	McKisson .....	D12/146
D. 405,399	2/1999	Williams .....	D12/146
D. 415,984	10/1998	Allison et al. ....	D12/147

## OTHER PUBLICATIONS

Bridgestone BT70s Tire, Modern Tire Dealer Magazine, p. 56, May 1998.

Cavalier Primera Tire, 1998 Tread Design Guide, p. 17, 2/3, Jan. 1998.

Sears Michelin Weatherwise Tire, 1998 Tread Design Guide, p. 65, 3/5, May 1998.

*Primary Examiner*—Robert M. Spear  
*Attorney, Agent, or Firm*—Sand & Sebolt

## [57] CLAIM

The ornamental design for a tire tread, as shown and described.

## DESCRIPTION

FIG. 1 is a side perspective view of a tire tread showing our new design, it being understood that the tread pattern is repeated throughout the circumference of the tire tread, the opposite side being the same as that shown;

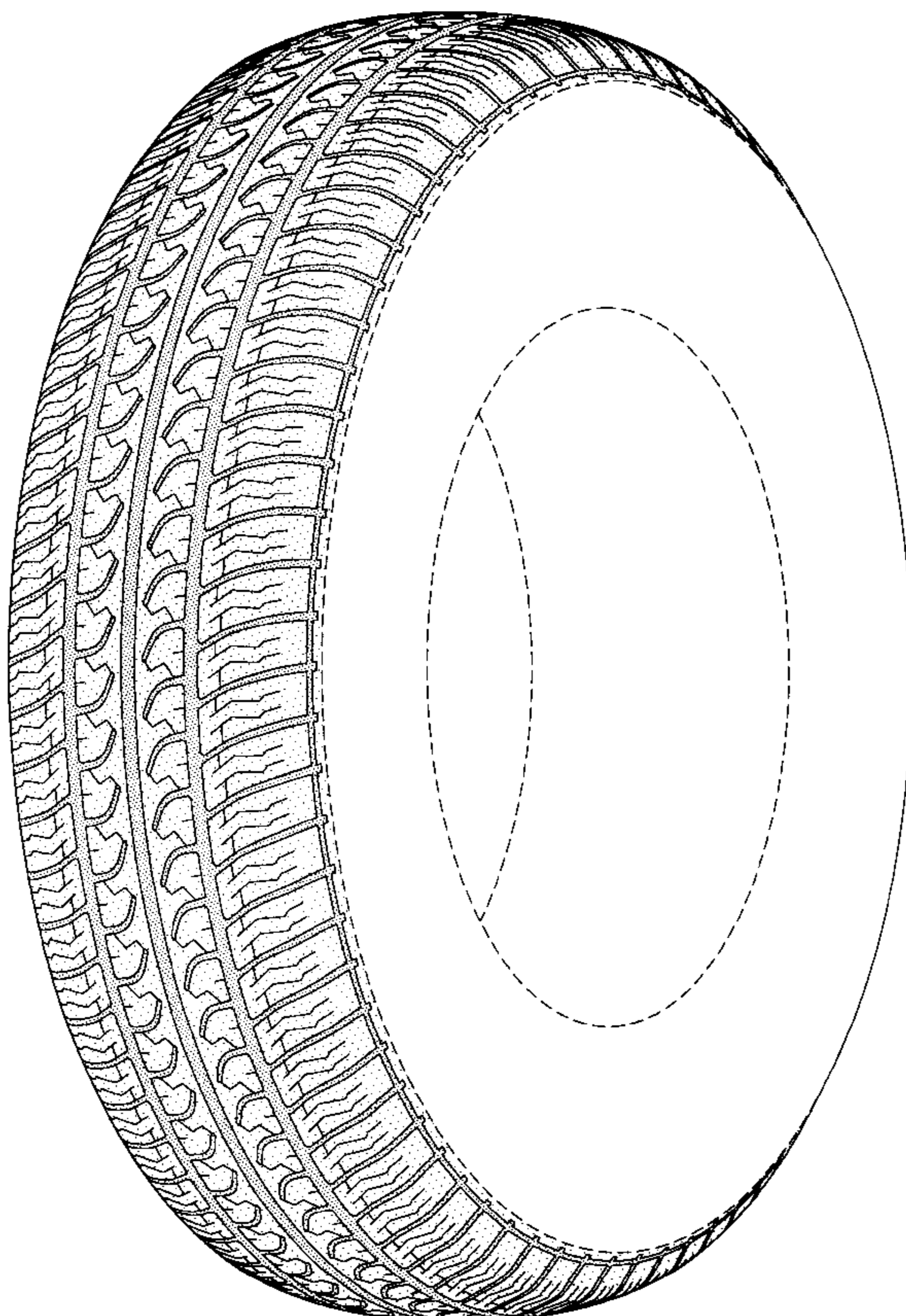
FIG. 2 is a front elevational view thereof;

FIG. 3 is a side elevational view of the right side thereof, the opposite side being identical thereto; and,

FIG. 4 is an enlarged fragmentary front elevational view thereof.

The dark stippled surface shading represents the recessed portion of the tread grooves, having a depth as best shown in FIG. 2; the broken lines defining the tire sidewall and inner bead and the peripheral boundary between the tire and sidewall are for illustrative purposes only and form no part of the claimed design.

**1 Claim, 4 Drawing Sheets**



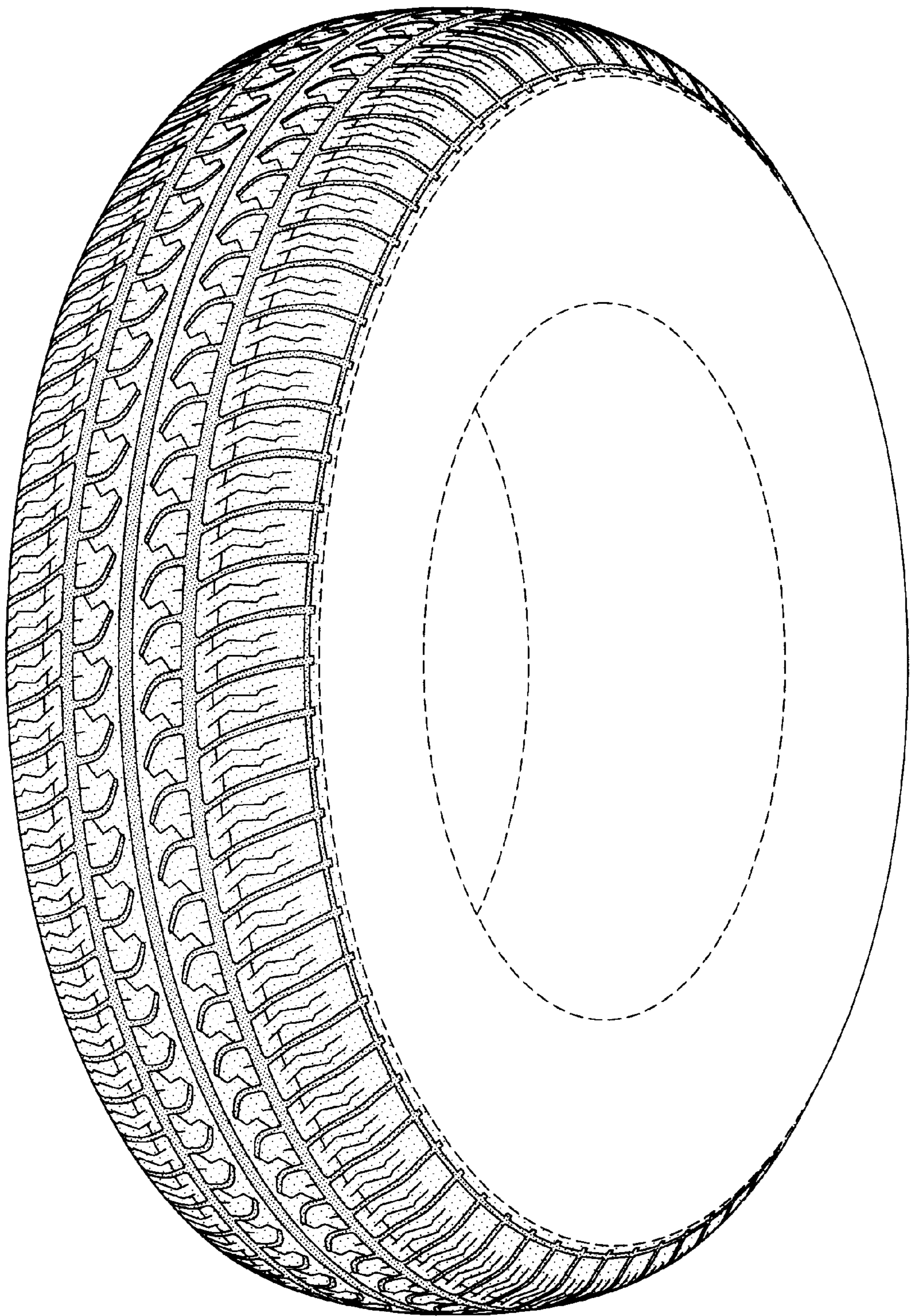


FIG-1

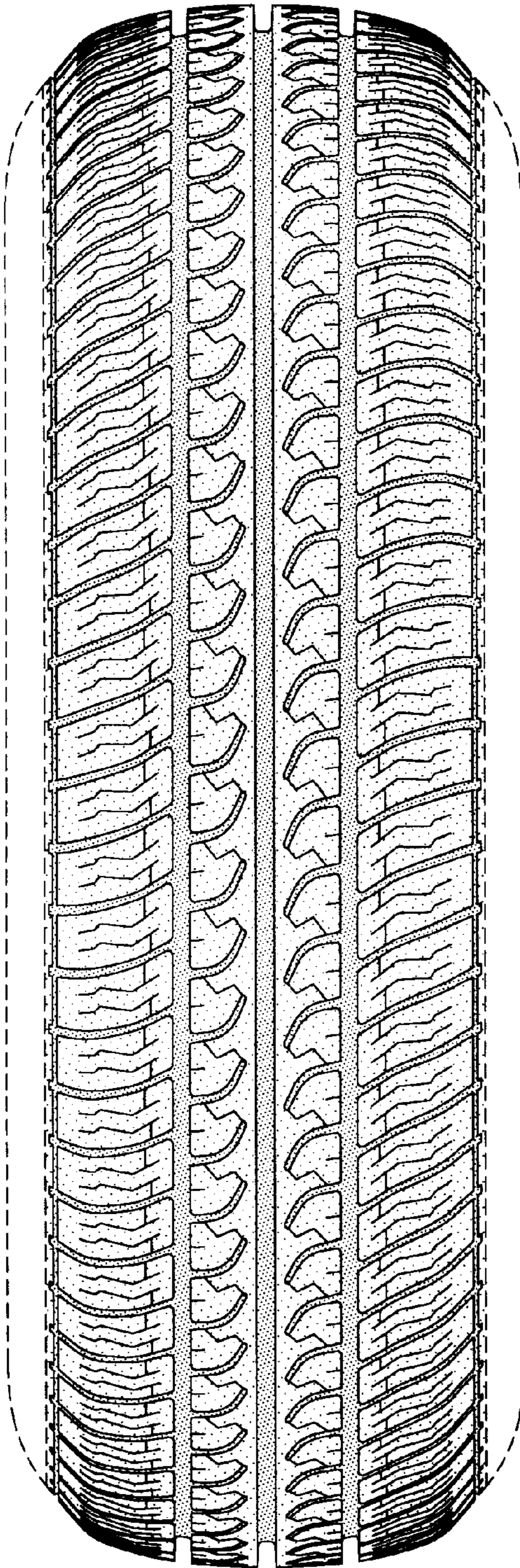


FIG-2

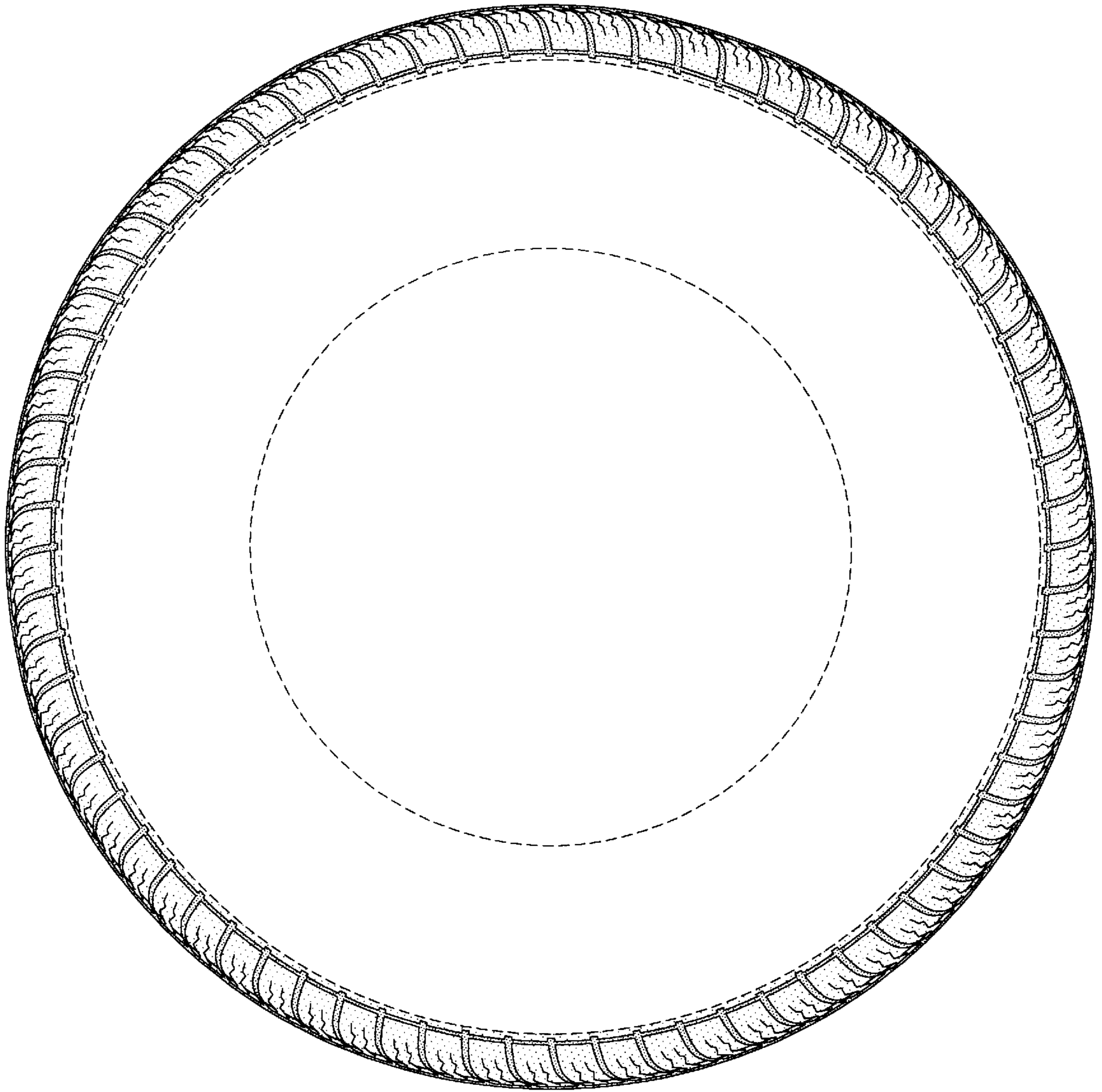


FIG-3

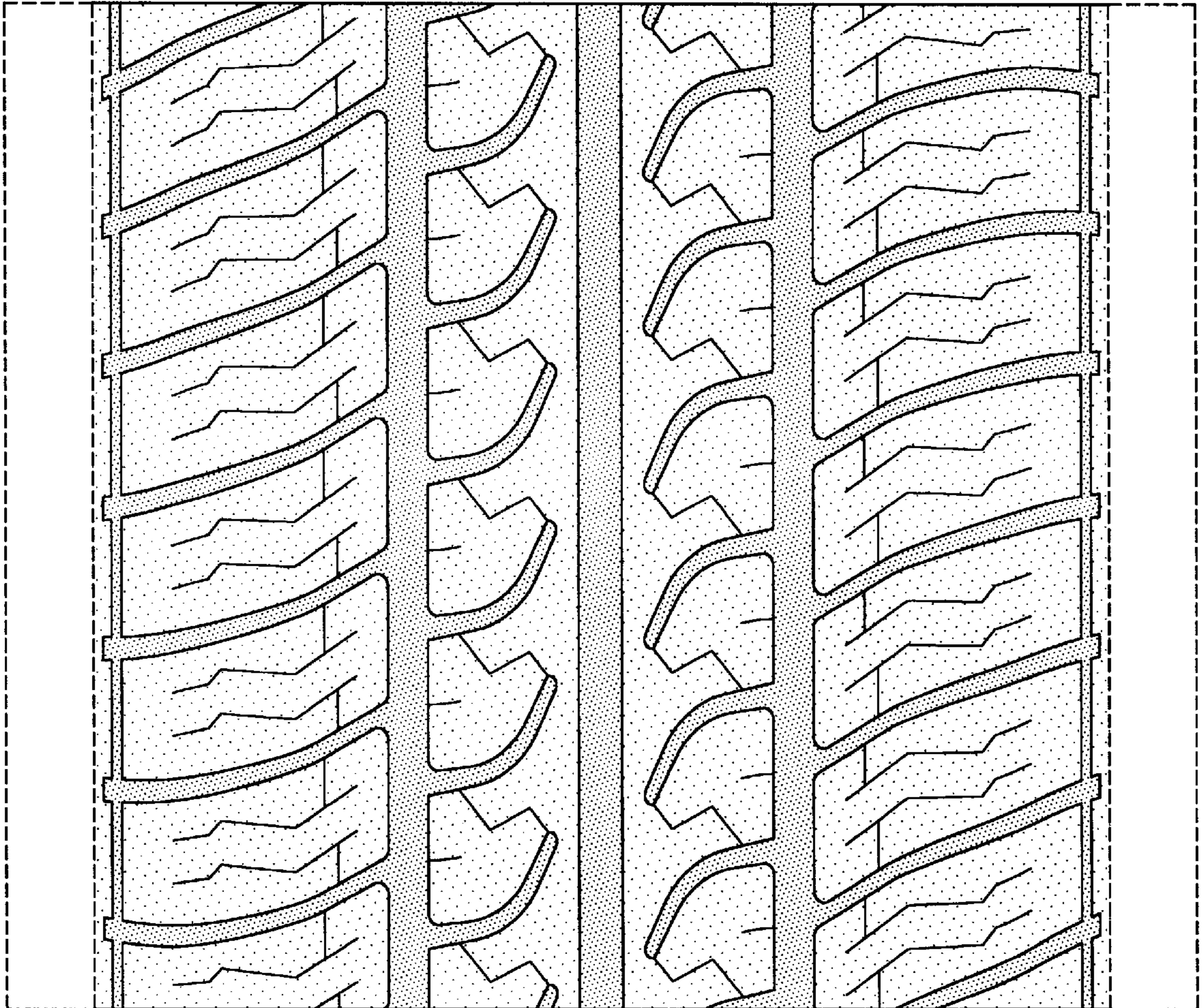


FIG-4