



US00D430822S

United States Patent [19]

Sakaguchi et al.

[11] Patent Number: **Des. 430,822**

[45] Date of Patent: **** Sep. 12, 2000**

[54] **MOTORCYCLE**

[75] Inventors: **Shigeki Sakaguchi; Kenji Tamura,**
both of Saitama, Japan

[73] Assignee: **Honda Giken Kogyo Kabushiki**
Kaisha, Tokyo, Japan

[**] Term: **14 Years**

[21] Appl. No.: **29/111,496**

[22] Filed: **Sep. 30, 1999**

[30] Foreign Application Priority Data

Mar. 30, 1999 [JP] Japan 11-8027

[51] **LOC (7) Cl.** **12-11**

[52] **U.S. Cl.** **D12/110**

[58] **Field of Search** D12/110; 180/219

[56] References Cited

U.S. PATENT DOCUMENTS

- D. 270,047 8/1983 Kataoka et al. D12/110
- D. 273,854 5/1984 Ishiyama D12/110
- D. 384,600 10/1997 Miwa et al. D12/110

- D. 385,226 10/1997 Mogi et al. D12/110
- D. 387,017 12/1997 Wakita et al. D12/110
- D. 395,849 8/1983 Maruyama et al. D12/110

Primary Examiner—Alan P. Douglas
Assistant Examiner—Linda Brooks
Attorney, Agent, or Firm—Birch, Stewart, Kolasch & Birch, LLP

[57] CLAIM

The ornamental design for a motorcycle, as shown and described.

DESCRIPTION

FIG. 1 is a front right perspective view of a motorcycle showing our new design; FIG. 2 is a front left perspective view thereof; FIG. 3 is a rear right perspective view thereof; FIG. 4 is a rear left perspective view thereof; FIG. 5 is a right side elevational view thereof; FIG. 6 is a left side elevational view thereof; FIG. 7 is a top plan view thereof; FIG. 8 is a front elevational view thereof; and, FIG. 9 is a rear elevational view thereof.

1 Claim, 9 Drawing Sheets







Fig. 1



Fig. 2



Fig. 3



Fig. 4




Fig. 5




Fig. 6




Fig. 7




Fig. 8




Fig. 9