



US00D430821S

# United States Patent [19]

Carlson et al.

[11] Patent Number: **Des. 430,821**

[45] Date of Patent: **\*\* Sep. 12, 2000**

[54] **VEHICLE BODY**

[75] Inventors: **Kenneth L. Carlson**, Clawson; **Bryan E. Nesbitt**, Auburn Hills; **Steven W. Ferrerio**, Troy; **John D. Bucci**, Rochester Hills, all of Mich.

[73] Assignee: **DaimlerChrysler Corporation**, Auburn Hills, Mich.

[\*\*] Term: **14 Years**

[21] Appl. No.: **29/112,977**

[22] Filed: **Oct. 28, 1999**

[51] **LOC (7) Cl.** ..... **12-08**

[52] **U.S. Cl.** ..... **D12/92**

[58] **Field of Search** ..... **D12/90-92; 296/185**

### [56] **References Cited**

#### U.S. PATENT DOCUMENTS

D. 353,564	12/1994	Verduyn et al. ....	D12/92
D. 355,397	2/1995	Verduyn et al. ....	D12/92
D. 381,937	8/1997	Forbes-Robinson ....	D12/92
D. 391,522	3/1998	Hall et al. ....	D12/92
D. 392,920	3/1998	Verduyn et al. ....	D12/91
D. 394,232	5/1998	Trostle et al. ....	D12/91
D. 394,420	5/1998	Forbes-Robinson ....	D12/92
D. 406,551	3/1999	Nesbitt et al. ....	D12/92
D. 413,081	8/1999	Nesbitt et al. ....	D12/91

*Primary Examiner*—Melody N. Brown  
*Attorney, Agent, or Firm*—Mark P. Calcaterra

### [57] **CLAIM**

The ornamental design for a vehicle body, as shown and described.

### **DESCRIPTION**

FIG. 1 is a front perspective view illustrating a vehicle body constructed in accordance with the teachings of a first preferred embodiment of the present invention.

FIG. 2 is a rear perspective view thereof.

FIG. 3 is a left side view thereof, it will be understood that the side opposite to that shown is a substantial mirror image thereof.

FIG. 4 is a front view thereof.

FIG. 5 is a front perspective view illustrating a vehicle body constructed in accordance with the teachings of a second preferred embodiment of the present invention.



FIG. 6 is a rear perspective view of FIG. 5.

FIG. 7 is a left side view of FIG. 5, it will be understood that the side opposite to that shown is a substantial mirror image thereof; and,

FIG. 8 is a front view of FIG. 5.

It will be understood that the broken line showing of the wheels, tires and tailpipes throughout the drawings is for illustrative purposes only and forms no part of the subject invention. It will be further understood that the top is plain and unornamented.

**1 Claim, 8 Drawing Sheets**



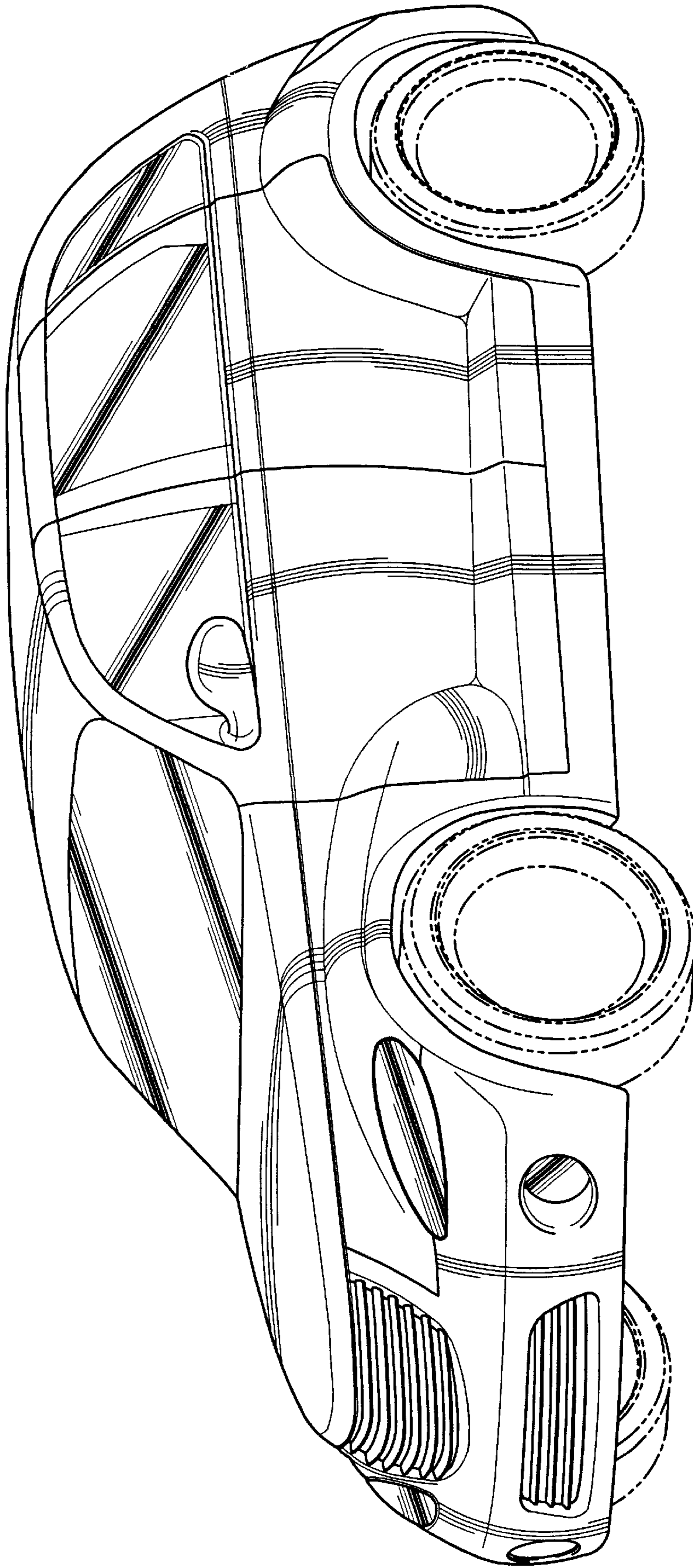


Figure - 1

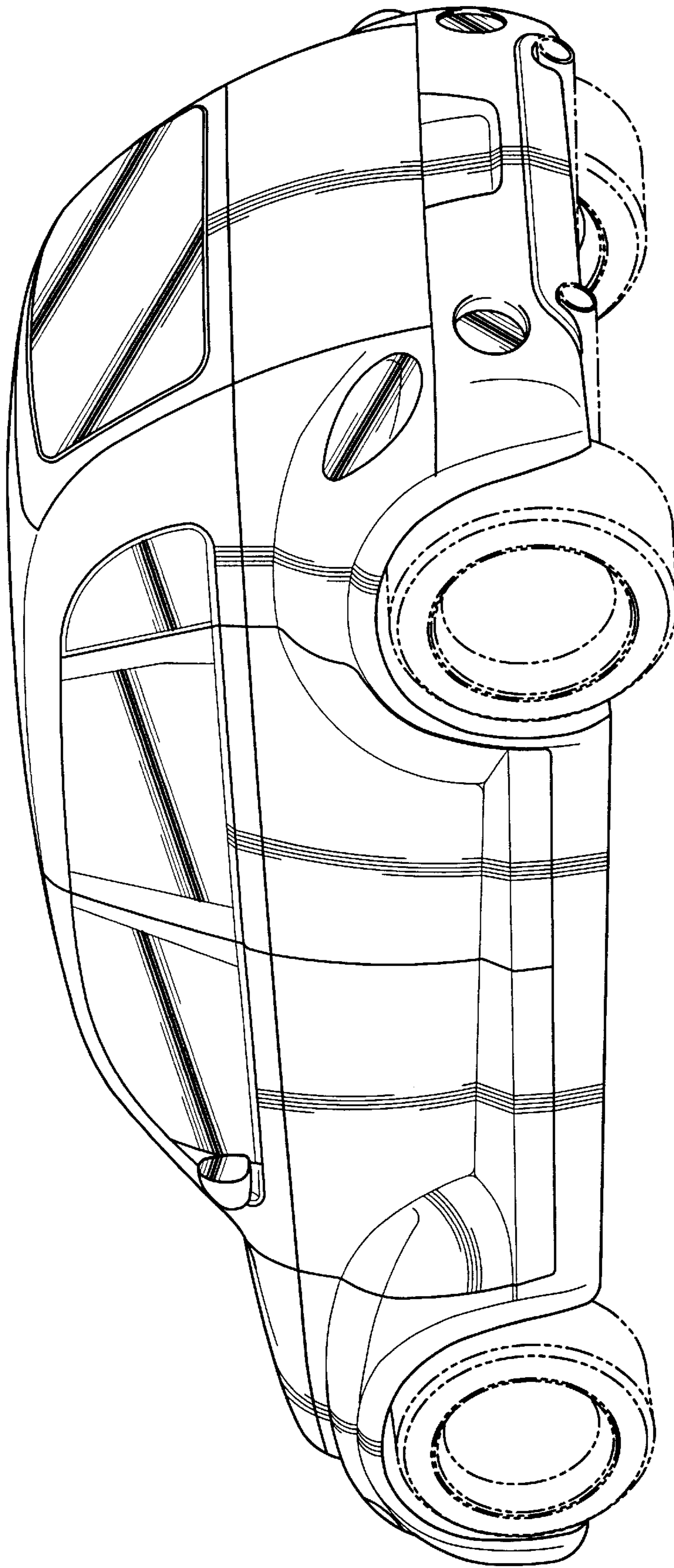


Figure - 2

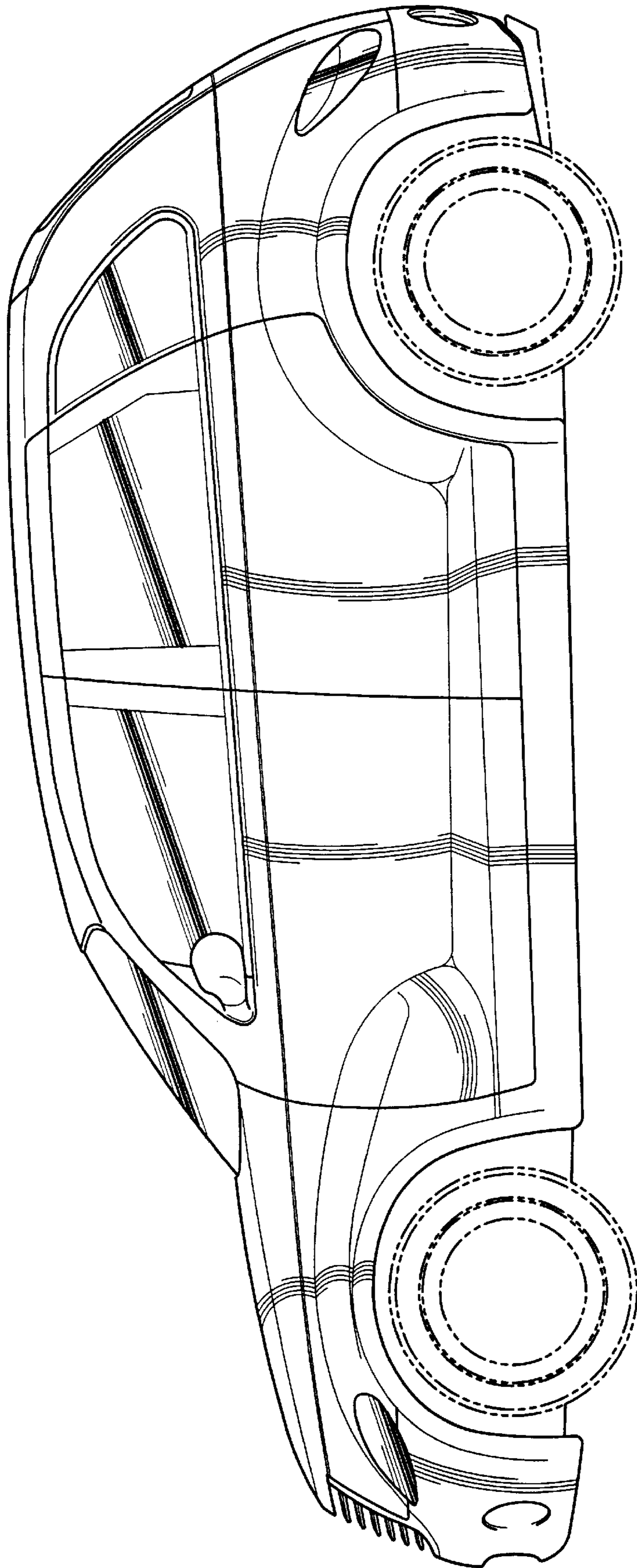


Figure - 3




Figure - 4

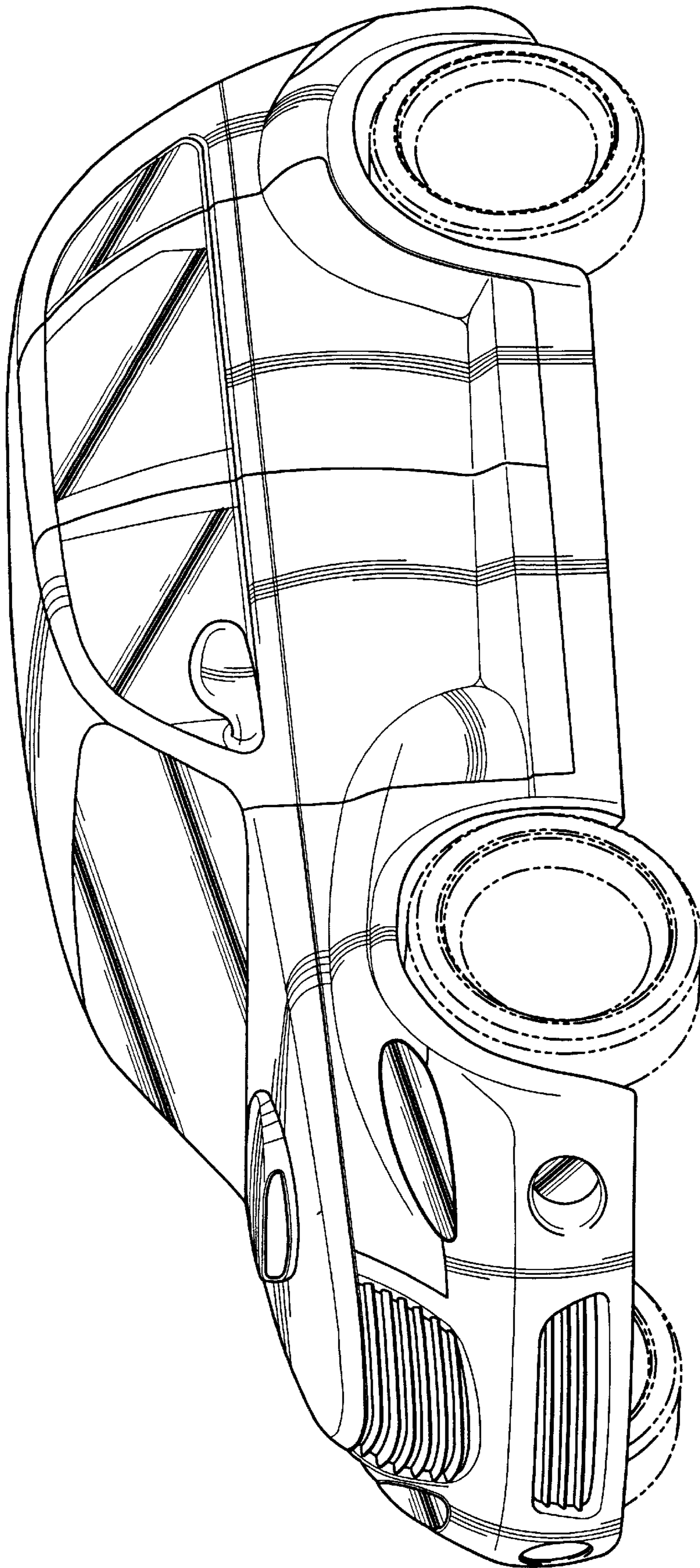


Figure - 5

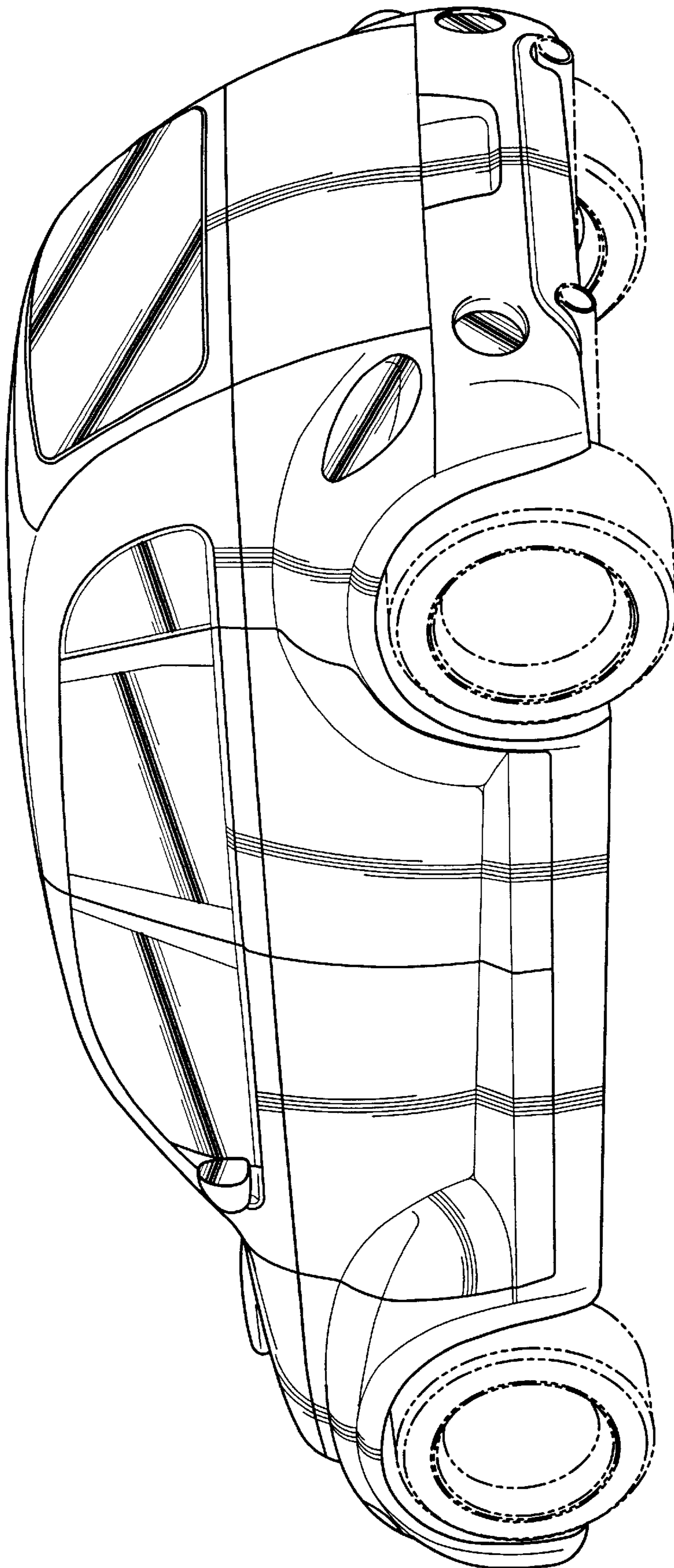


Figure - 6

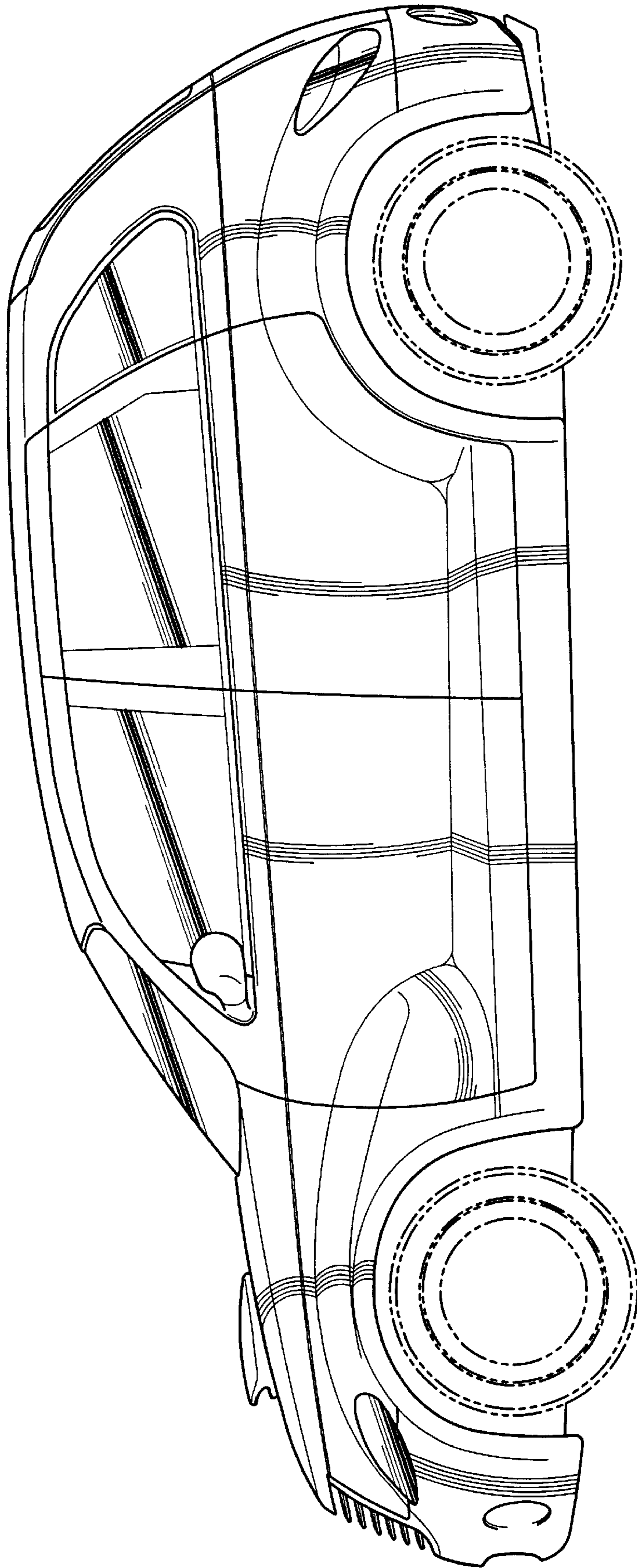


Figure - 7






Figure - 8