



US00D430811S

**United States Patent** [19]  
**DeVos**

[11] **Patent Number: Des. 430,811**  
[45] **Date of Patent: \*\* Sep. 12, 2000**

[54] **CUTTING GUIDE**

5,819,826 10/1998 Schmatjen ..... 2/247

[76] Inventor: **John P. DeVos**, 16425 Norwood Dr.,  
Minnetonka, Minn. 55345

*Primary Examiner*—Antoine Duval Davis  
*Attorney, Agent, or Firm*—Rider, Bennett, Egan & Arundel

[\*\*] Term: **14 Years**

[57] **CLAIM**

[21] Appl. No.: **29/110,456**

The ornamental design for a cutting guide, as shown and described.

[22] Filed: **Sep. 7, 1999**

**DESCRIPTION**

[51] **LOC (7) Cl.** ..... **10-04**

FIG. 1 is a perspective view of a cutting guide showing my new design;

[52] **U.S. Cl.** ..... **D10/71**

FIG. 2 is a top plan view;

[58] **Field of Search** ..... D10/71; 33/483-494;  
29/402.03; 30/290; 144/241

FIG. 3 is a bottom plan view;

FIG. 4 is a left side elevational view, which is a mirror image of the right side; and,

[56] **References Cited**

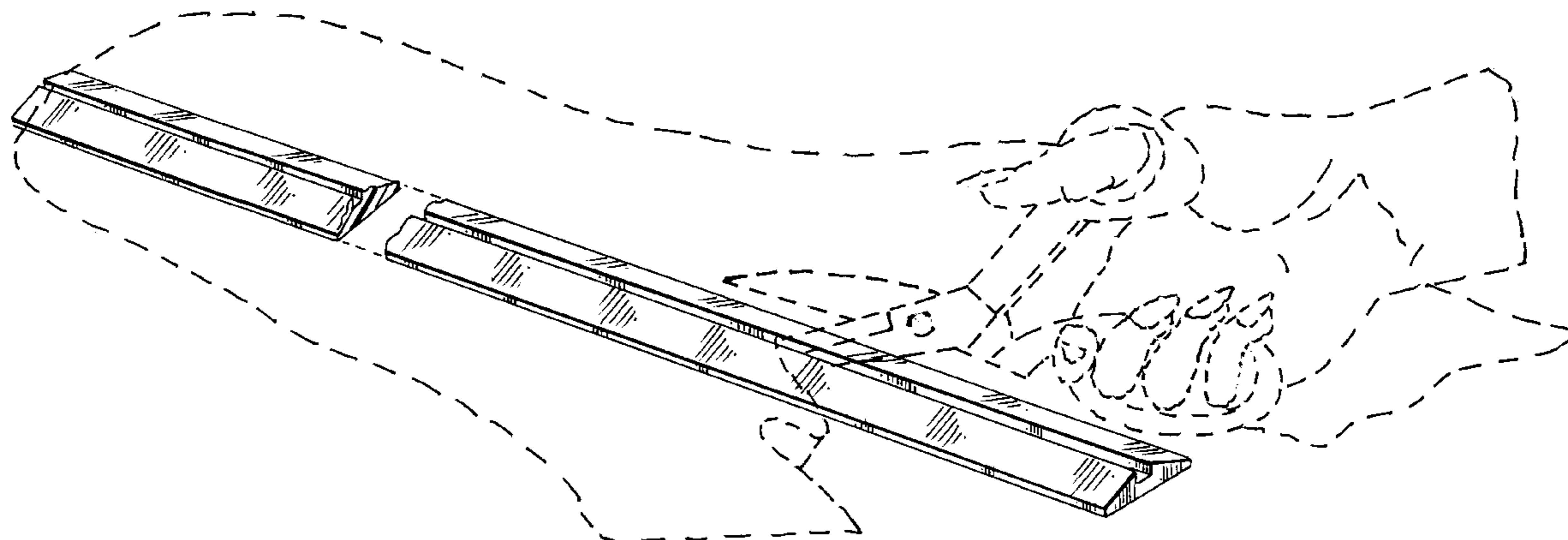
**U.S. PATENT DOCUMENTS**

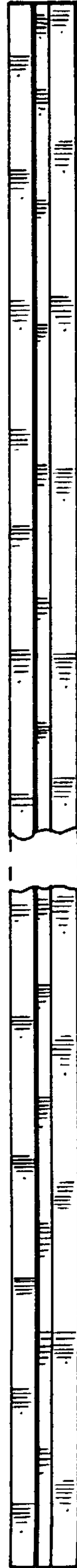
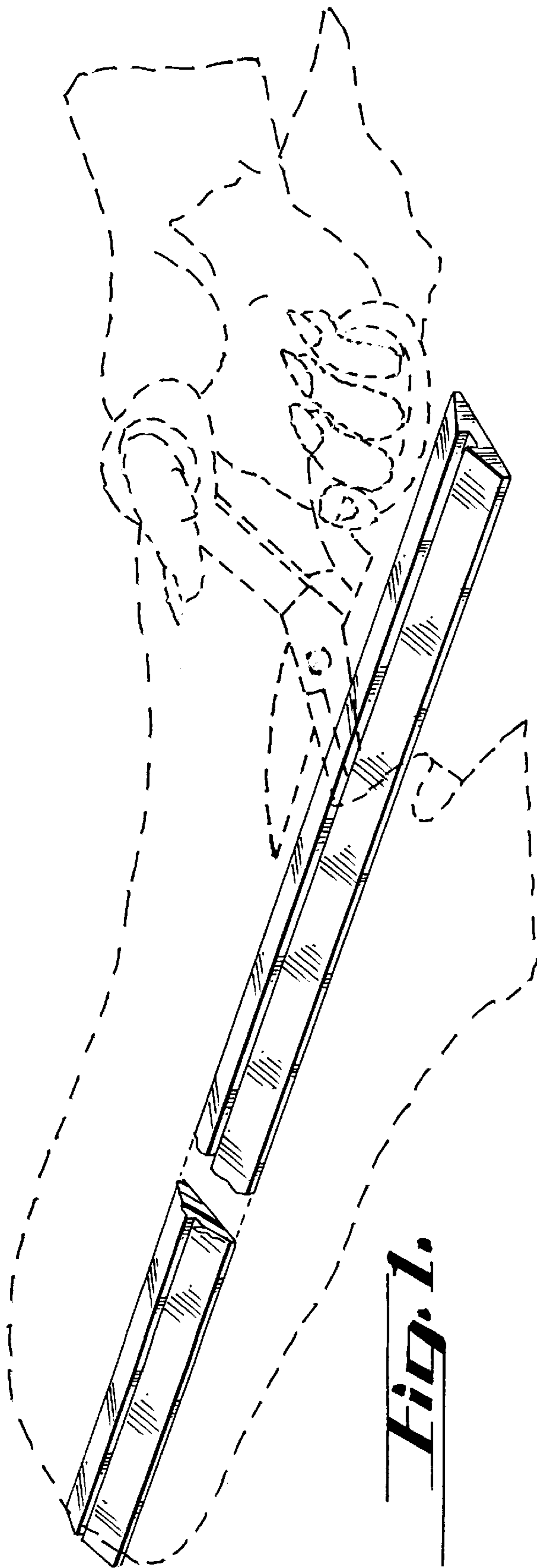
FIG. 5 is a front elevational view, which is a mirror image of the rear elevational view.

418,870	1/1890	Hazlett	33/483
1,595,422	8/1926	Rose	D10/71
2,543,476	2/1951	Southern	33/483
4,977,937	12/1990	Hessenthaler	30/290

No claim is made to the phantom material, hand and scissors, as they are shown for environmental purposes only.

**1 Claim, 2 Drawing Sheets**







*Fig. 4.*



*Fig. 5.*