



US00D430809S

# United States Patent [19] Polenberg

[11] Patent Number: **Des. 430,809**

[45] Date of Patent: **\*\* Sep. 12, 2000**

[54] **WRISTWATCH**

D. 339,990 10/1993 Polenberg ..... D10/39  
D. 359,002 6/1995 Polenberg ..... D10/39

[75] Inventor: **Myron Polenberg**, New York, N.Y.

### OTHER PUBLICATIONS

[73] Assignee: **Swiss Army Brands, Ltd.**, Shelton, Conn.

Swiss Watch and Jewelry Journal, Feb. 1989, p. 354, see circled watch, upper left—Desk copy.

[\*\*] Term: **14 Years**

Swiss Watch and Jewelry Journal, Feb. 1988, p. 337, see watch, center page—Desk copy.

[21] Appl. No.: **07/682,209**

*Primary Examiner*—Martie Thompson  
*Attorney, Agent, or Firm*—Pennie & Edmonds LLP

[22] Filed: **Apr. 8, 1991**

[51] **LOC (7) Cl.** ..... **10-02**

[52] **U.S. Cl.** ..... **D10/39; D10/30**

[58] **Field of Search** ..... D10/30-39, 122-126, D10/128, 129; 368/223-238, 276, 278, 280-282, 285, 318, 322, 323

### [57] CLAIM

The ornamental design for a wristwatch, as shown and described.

### [56] References Cited


#### U.S. PATENT DOCUMENTS

|            |        |           |       |          |
|------------|--------|-----------|-------|----------|
| D. 301,986 | 7/1989 | Hysek     | ..... | D10/39 X |
| D. 326,058 | 5/1992 | Schneider | ..... | D10/39   |
| D. 326,233 | 5/1992 | Burgener  | ..... | D10/39   |
| D. 326,418 | 5/1992 | Rousseau  | ..... | D10/31 X |

### DESCRIPTION

FIG. 1 is a front elevational view of a wristwatch showing my new design;  
FIG. 2 is a right side elevational view thereof;  
FIG. 3 is a left side elevational view thereof;  
FIG. 4 is a rear elevational view thereof; and,  
FIG. 5 is a bottom plan view thereof.

**1 Claim, 2 Drawing Sheets**






FIG. 1




FIG. 5

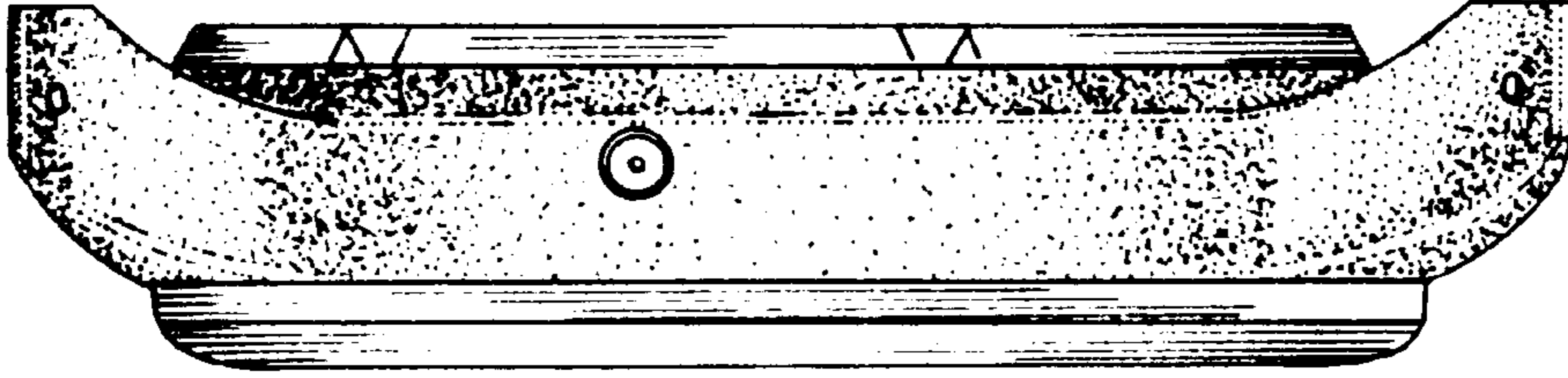


FIG. 3

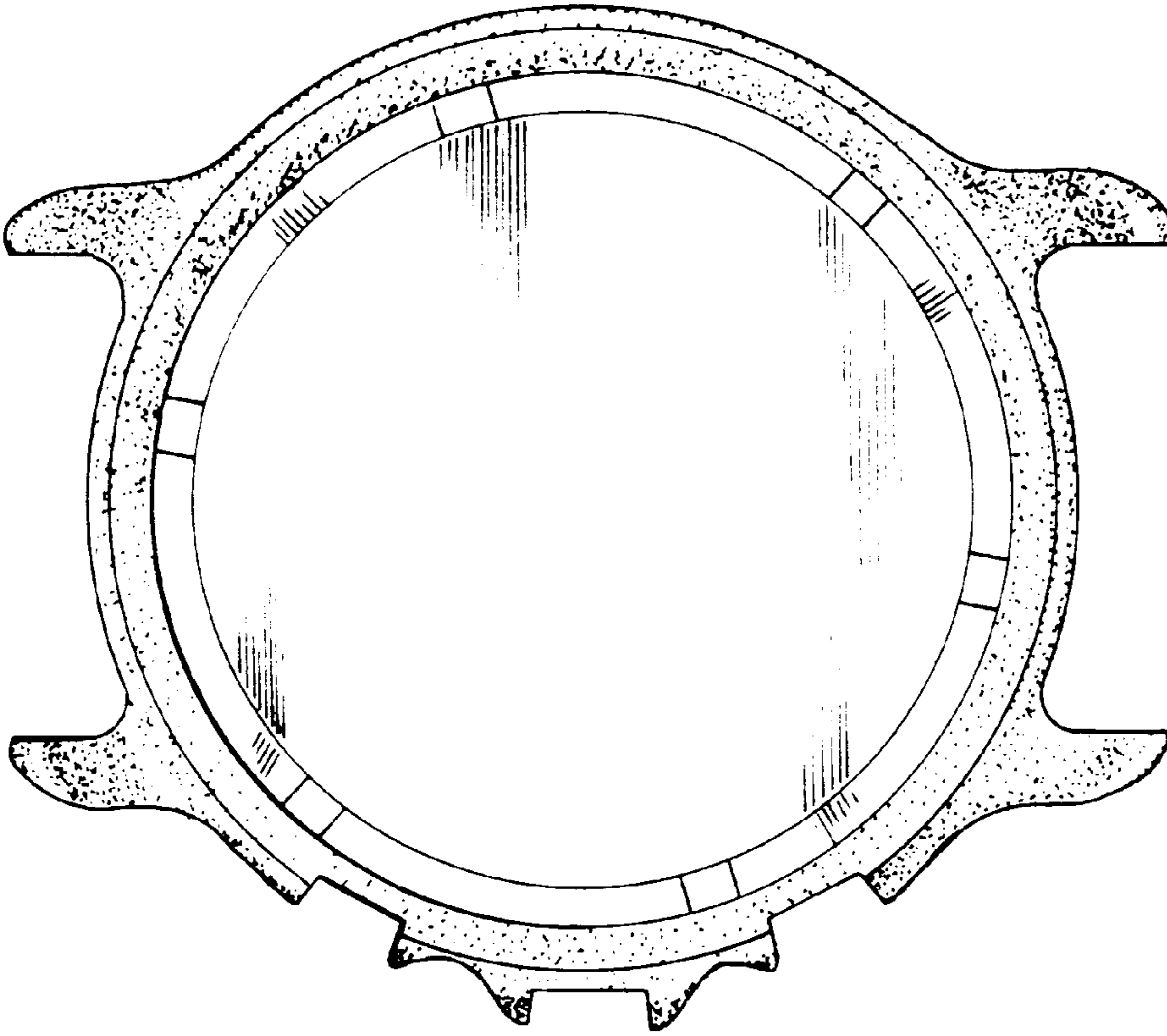


FIG. 4

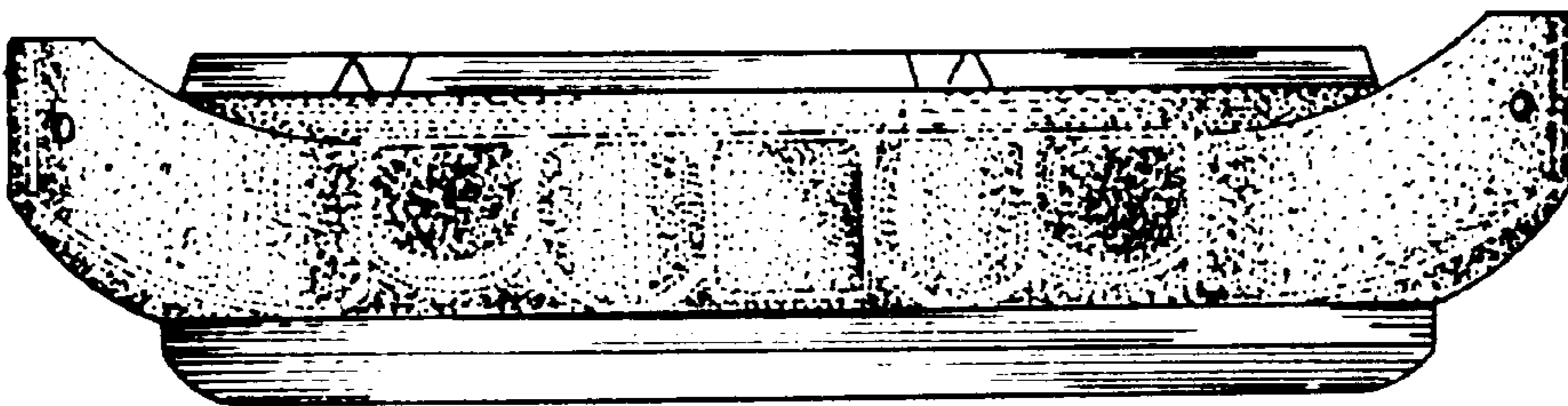


FIG. 2