



US00D430771S

United States Patent [19] Saltet

[11] Patent Number: **Des. 430,771**

[45] Date of Patent: **** Sep. 12, 2000**

[54] **ELECTRIC COFFEE MAKER**

[75] Inventor: **Philippe Saltet**, Chateaufort, France

[73] Assignee: **Robert Krups GmbH & Co. KG**, Solingen, Germany

[**] Term: **14 Years**

[21] Appl. No.: **29/098,244**

[22] Filed: **Dec. 22, 1998**

[30] **Foreign Application Priority Data**

Jun. 23, 1998 [FR] France 98 3780

[51] **LOC (7) Cl.** **07-01**

[52] **U.S. Cl.** **D7/309; D7/310; D7/311**

[58] **Field of Search** **D7/309, 310, 311, D7/300; 97/295**

[56] **References Cited**

U.S. PATENT DOCUMENTS

- D. 353,296 12/1994 Assmann D7/309
- D. 377,290 1/1997 Saltet D7/309
- D. 402,153 12/1998 Saltet D7/309

- D. 404,604 1/1999 Pochopien et al. D7/309
- D. 407,596 4/1999 Hsu D7/309
- D. 411,705 6/1999 Littmann D7/309
- D. 413,479 9/1999 Mork et al. D7/309
- D. 417,358 12/1999 Dutruel D7/309
- D. 418,000 12/1999 Mork et al. D7/309

Primary Examiner—M. N. Pandozzi
Attorney, Agent, or Firm—Darby & Darby

[57] **CLAIM**

I claim the ornamental design for an electric coffee maker, as shown and described.

DESCRIPTION

FIG. 1 is a front, top and right side perspective view of an electric coffee maker according to my invention;
 FIG. 2 is a front elevation view of the electric coffee maker;
 FIG. 3 is a right side elevation view of the electric coffee maker;
 FIG. 4 is a rear elevation view of the electric coffee maker;
 FIG. 5 is a left side elevation view of the electric coffee maker;
 FIG. 6 is a top plan view of the electric coffee maker; and,
 FIG. 7 is a bottom plan view of the electric coffee maker.

1 Claim, 7 Drawing Sheets



FIG. 1



FIG. 2

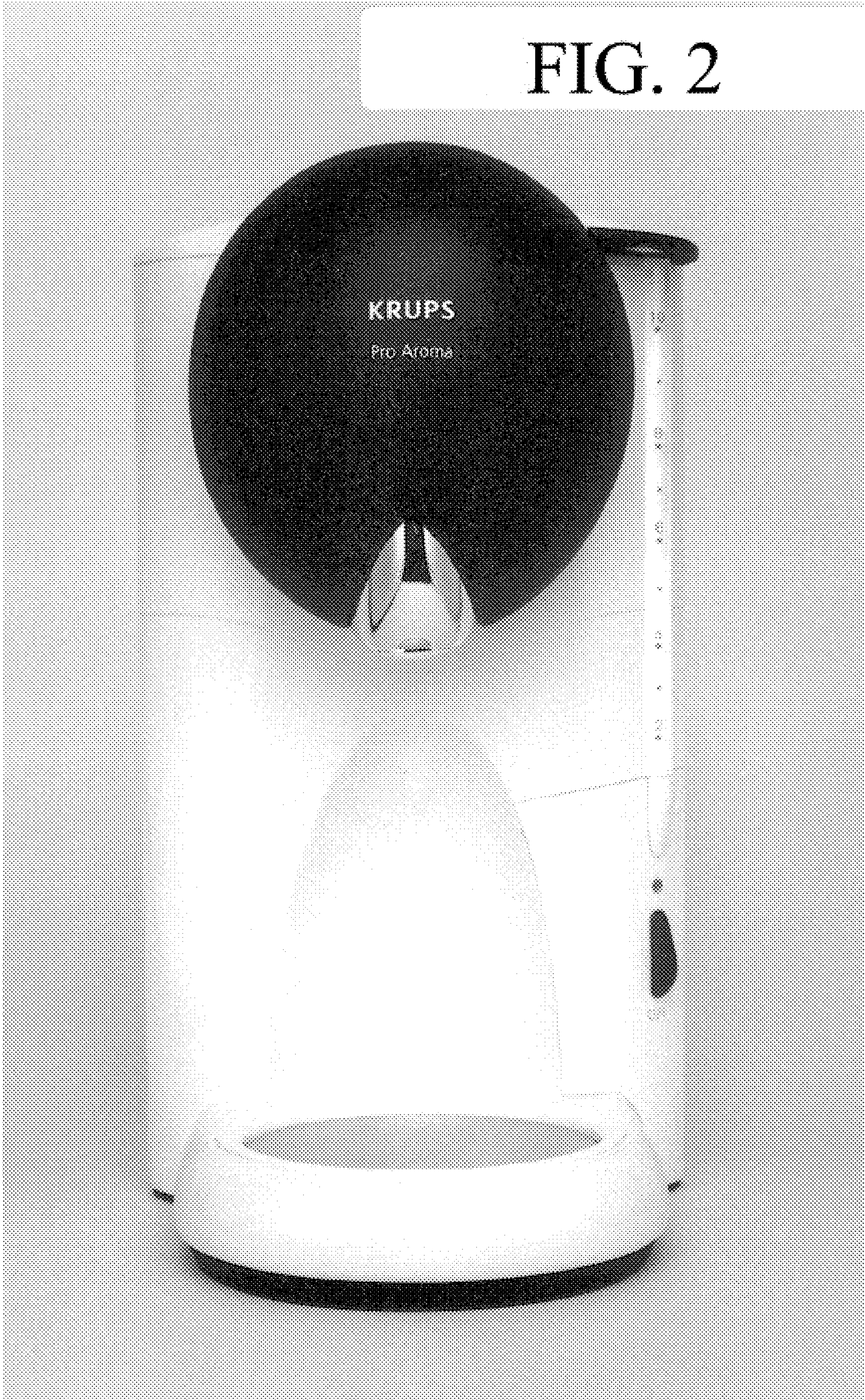


FIG. 3



FIG. 4




FIG. 5




FIG. 6




FIG. 7

