



US00D430768S

**United States Patent** [19]  
**Hindes**

[11] **Patent Number: Des. 430,768**

[45] **Date of Patent: \*\* Sep. 12, 2000**

[54] **PILLOWCASE**

[76] **Inventor: Scott A Hindes**, 628 N. Barstow, Eau Claire, Wis. 54703

[\*\*] **Term: 14 Years**

[21] **Appl. No.: 29/100,671**

[22] **Filed: Feb. 17, 1999**

[51] **LOC (7) Cl. .... 06-13**

[52] **U.S. Cl. .... D6/601**

[58] **Field of Search .... D6/595, 596, 601; 5/490, 489, 922**

[56] **References Cited**

**U.S. PATENT DOCUMENTS**

1,775,061	9/1930	Bertha .....	5/490
4,193,152	3/1980	Seibold, Jr. .	
4,651,371	3/1987	Hahn .	
5,184,362	2/1993	Yager et al. ....	5/490
5,438,719	8/1995	Anthony .	
5,566,410	10/1996	Schaechter .....	5/490

**OTHER PUBLICATIONS**

Washington Shopping New, TJan. 30, 1951, p. 16, bottom right.

*Primary Examiner*—Janice E. Seeger  
*Attorney, Agent, or Firm*—Skinner and Associates

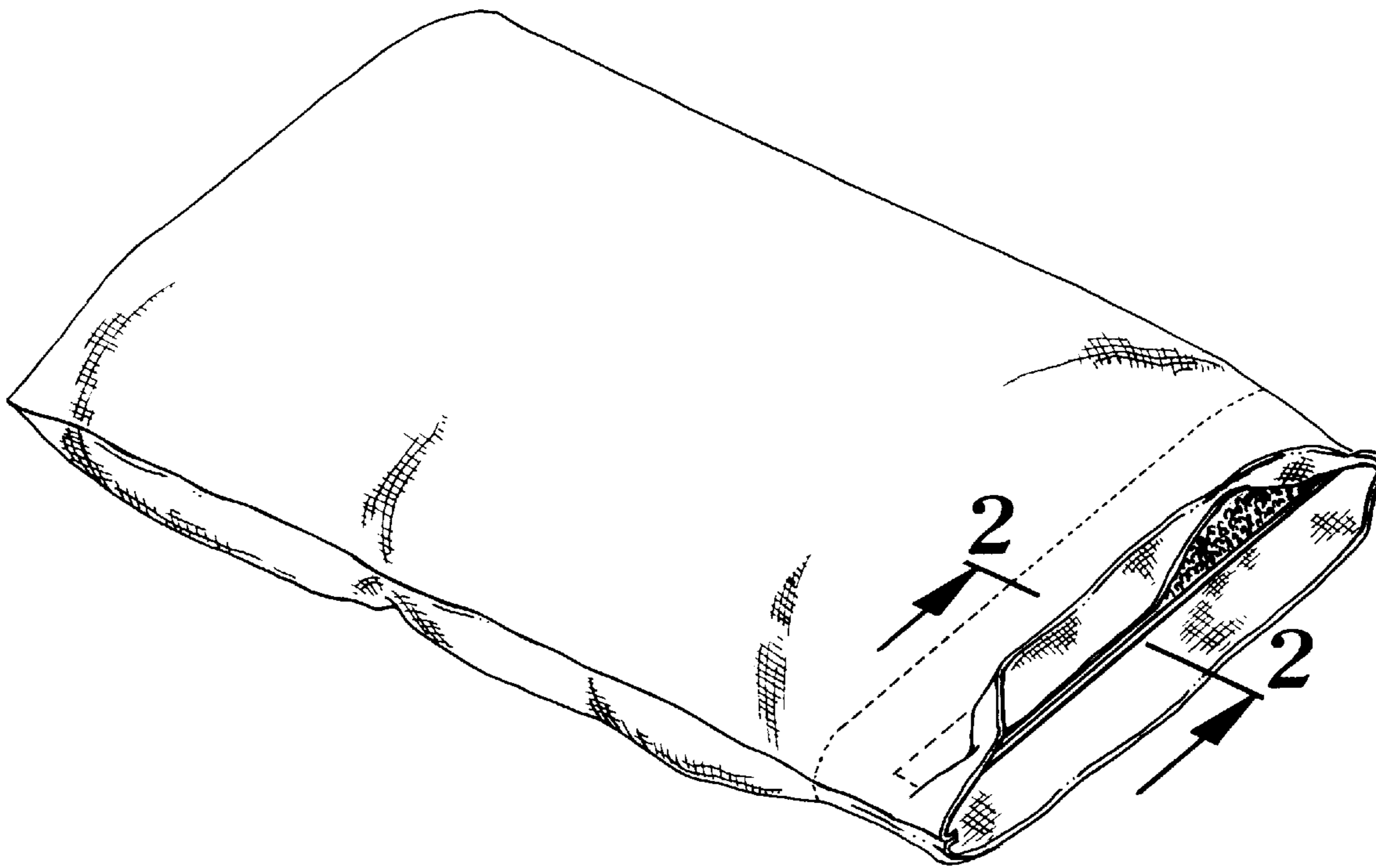
[57] **CLAIM**

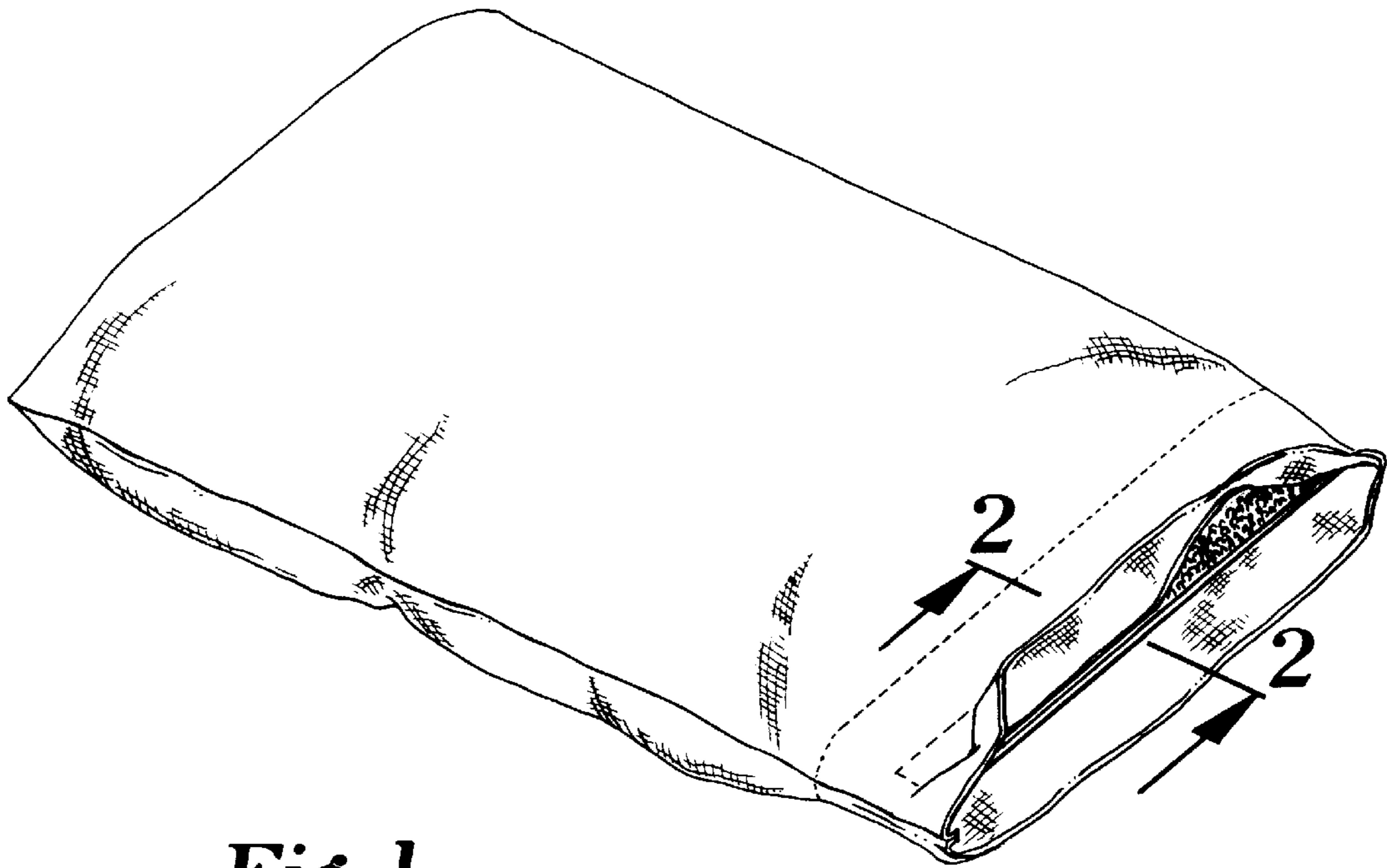
The ornamental design for a pillowcase, as shown and described.

**DESCRIPTION**

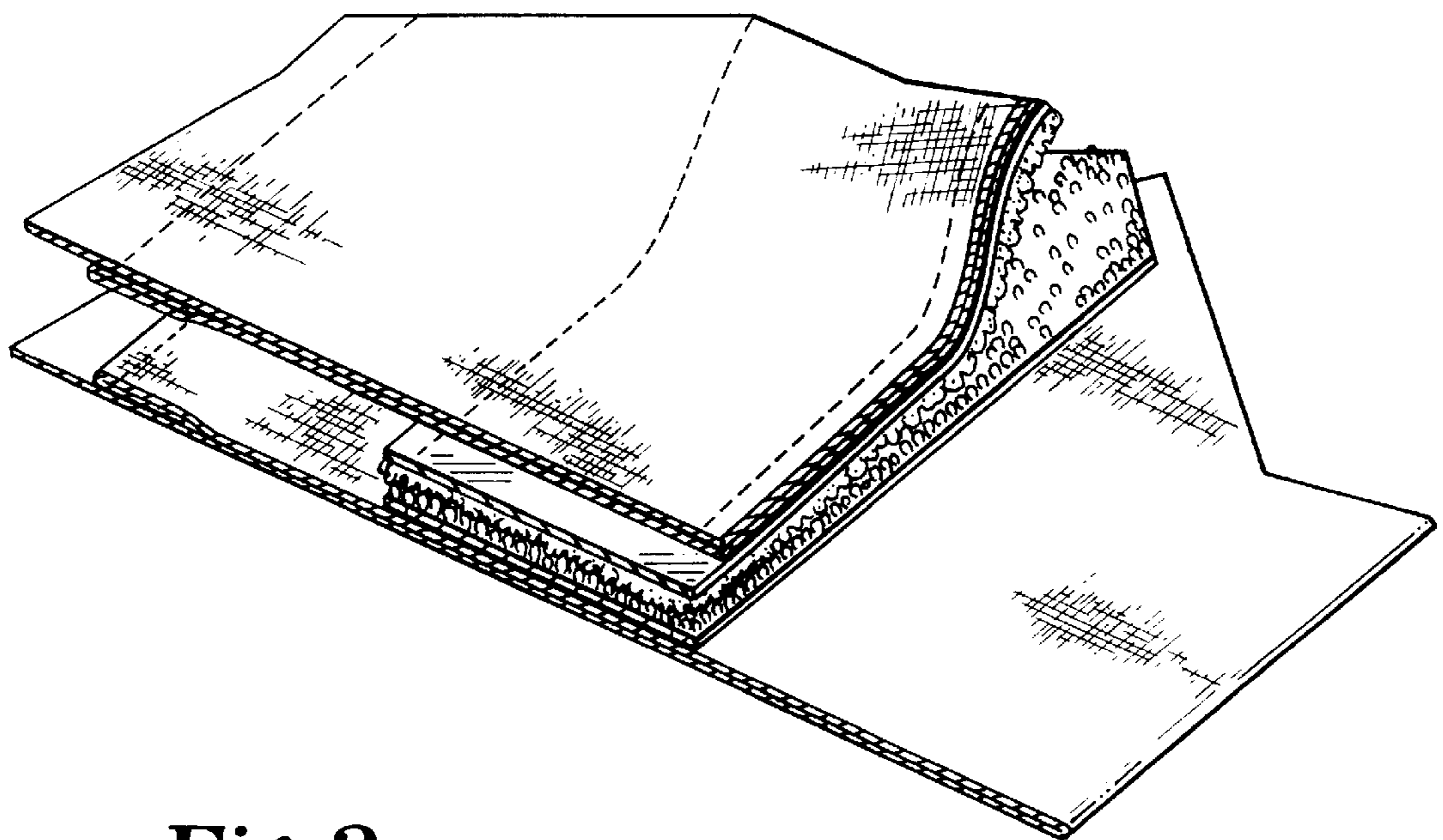
FIG. 1 is a perspective view of the pillowcase showing the new design.  
FIG. 2 is a perspective view of the pillowcase taken along line 2—2 of FIG. 1.  
FIG. 3 is a top view of the pillowcase of FIG. 1, the bottom being symmetrical.  
FIG. 4 is a side view thereof.  
FIG. 5 is an opposite side view thereof.  
FIG. 6 is an end view thereof; and,  
FIG. 7 is an opposite end view thereof.

**1 Claim, 2 Drawing Sheets**





*Fig. 1*



*Fig. 2*




Fig. 3



Fig. 6

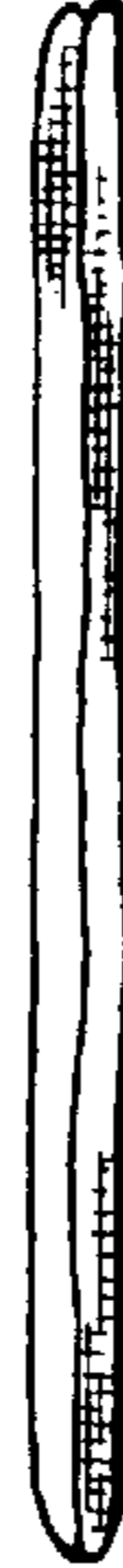


Fig. 7



Fig. 4



Fig. 5