



US00D430767S

United States Patent [19]

Rosenstadt et al.

[11] Patent Number: Des. 430,767

[45] Date of Patent: ** Sep. 12, 2000

[54] AROMATHERAPY PILLOW IN THE FORM OF A MONKEY

[75] Inventors: Lauren Rosenstadt, Potomac; Huiqing Wang, Rockville, both of Md.

[73] Assignee: Herbal Animals, Inc., Bethesda, Md.

[**] Term: 14 Years

[21] Appl. No.: 29/111,320

[22] Filed: Sep. 28, 1999

[51] LOC (7) Cl. 06-09

[52] U.S. Cl. D6/598; D21/596; D21/656

[58] Field of Search D6/595, 596, 597, D6/598, 601; 5/630, 636-639, 641, 652, 652.1, 653, 654, 655, 655.9, 907; D21/596, 656

D. 348,169	6/1994	Keller	D6/598
D. 348,170	6/1994	Keller	D6/598
D. 348,171	6/1994	Keller	D6/598
D. 348,172	6/1994	Keller	D6/598
D. 348,173	6/1994	Keller	D6/598
D. 348,372	7/1994	Keller	D6/598
D. 364,660	11/1995	Rahbek	D21/157
D. 378,538	3/1997	Gaskin, III	D23/367
D. 385,314	10/1997	Park	D21/656
D. 386,034	11/1997	Keller	D6/598
D. 387,234	12/1997	Keller	D6/598
D. 394,478	5/1998	Knott et al.	D21/148
D. 400,664	11/1998	Rosenstadt et al.	D23/367
D. 401,799	12/1998	Rosenstadt et al.	D6/598
D. 401,800	12/1998	Rosenstadt et al.	D6/598
D. 402,844	12/1998	Rosenstadt et al.	D6/598
D. 406,717	3/1999	Rosenstadt et al.	D6/598
D. 408,199	4/1999	Rosenstadt et al.	D6/598
D. 409,871	5/1999	Lewis et al.	D6/598
4,889,284	12/1989	Spector	239/34

OTHER PUBLICATIONS

Lauren Rosenstadt and Lei Lui, Photographs of Frog, Jun. 21, 1996.
 Lauren Rosenstadt and Ruth Green, Photographs of Sheep, 1995.
 Lauren Rosenstadt, Photographs of Rabbit, 1995.

Primary Examiner—Janice E. Seeger
Attorney, Agent, or Firm—Lieberman & Brandsdorfer, LLC

[57] CLAIM

The ornamental design for an aromatherapy pillow in the form of a monkey, as shown and described.

DESCRIPTION

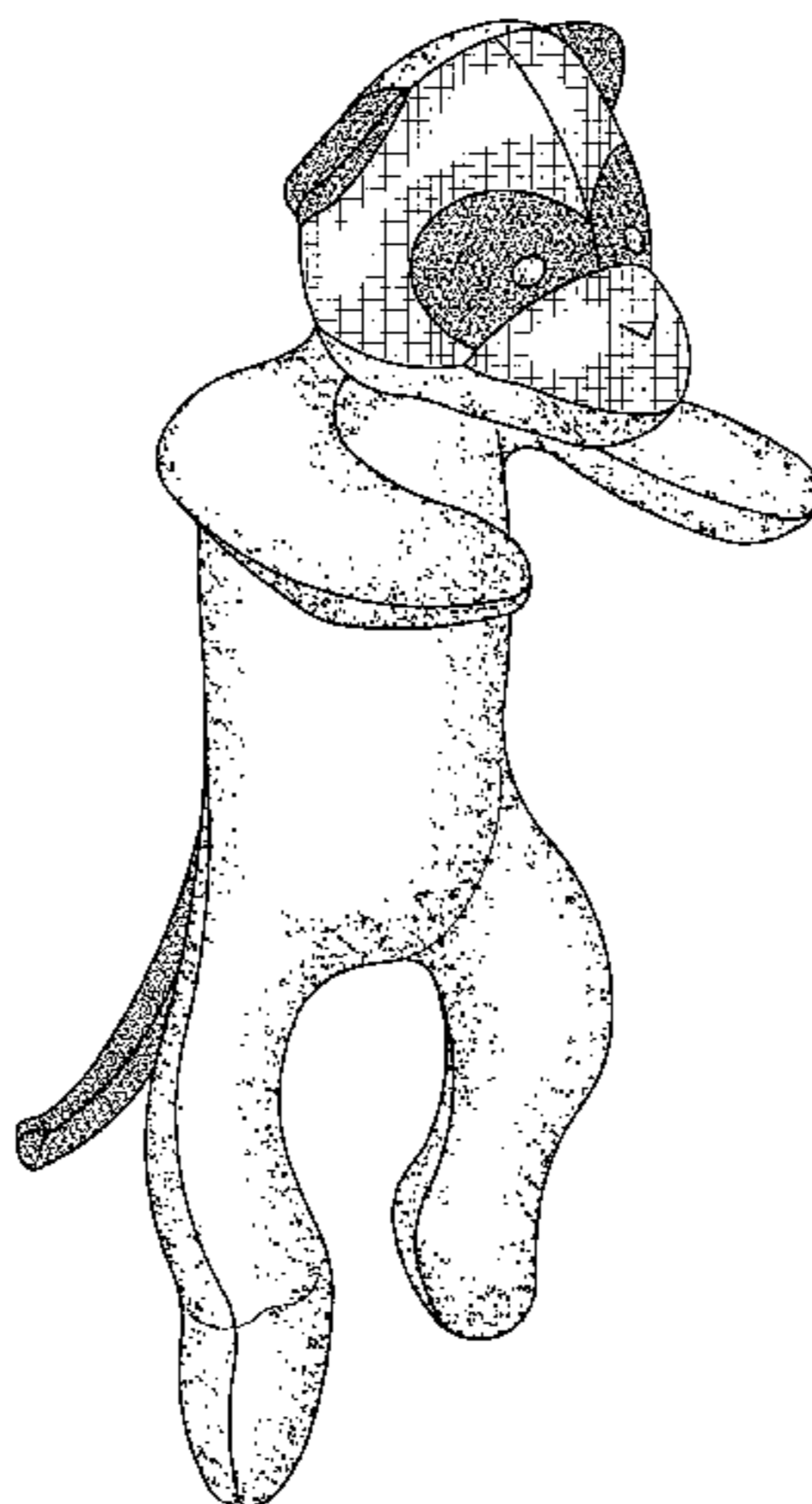
FIG. 1 is a perspective view of an aromatherapy pillow, taken from the front and right side, showing our new design; FIG. 2 is a front elevational view thereof; FIG. 3 is a right side elevational view thereof taken from FIG. 1, the left side view being the same; FIG. 4 is a back elevation view thereof; FIG. 5 is a top plan view thereof; FIG. 6 is a bottom plan view thereof; and, FIG. 7 is a front elevational view, showing an alternate embodiment of our new design.

1 Claim, 4 Drawing Sheets

[56] References Cited

U.S. PATENT DOCUMENTS

D. 061,198	7/1922	Kerby	D21/186
D. 075,289	5/1928	Roys	D21/162
D. 079,576	10/1929	Scovell	D21/162
D. 174,996	6/1955	Peters	D34/2
D. 229,705	12/1973	Odell	D21/1
D. 239,312	3/1976	Foreman	D21/157 X
D. 252,308	7/1979	Ochwat	D2/719
D. 256,602	8/1980	Adelson	D21/162
D. 265,074	6/1982	Ornatek	D11/166
D. 269,025	5/1983	Hoerlein	D21/161
D. 289,820	5/1987	Paik et al.	D2/719
D. 291,337	8/1987	Reid	D21/148
D. 296,572	7/1988	Tong	D21/157
D. 301,360	5/1989	Wells	D21/163
D. 304,056	10/1989	Seifert	D21/163
D. 308,709	6/1990	Goodman et al.	D21/148
D. 310,112	8/1990	Metzler	D21/148
D. 313,887	1/1991	Senitt	D3/45
D. 317,189	5/1991	Senitt	D21/153
D. 318,154	7/1991	Wen	D32/21
D. 321,385	11/1991	Hudson	D21/148
D. 323,196	1/1992	Pace	D21/148
D. 325,408	4/1992	Williams, Sr.	D21/148
D. 340,484	10/1993	Sachetti	D21/148
D. 348,168	6/1994	Keller	D6/598



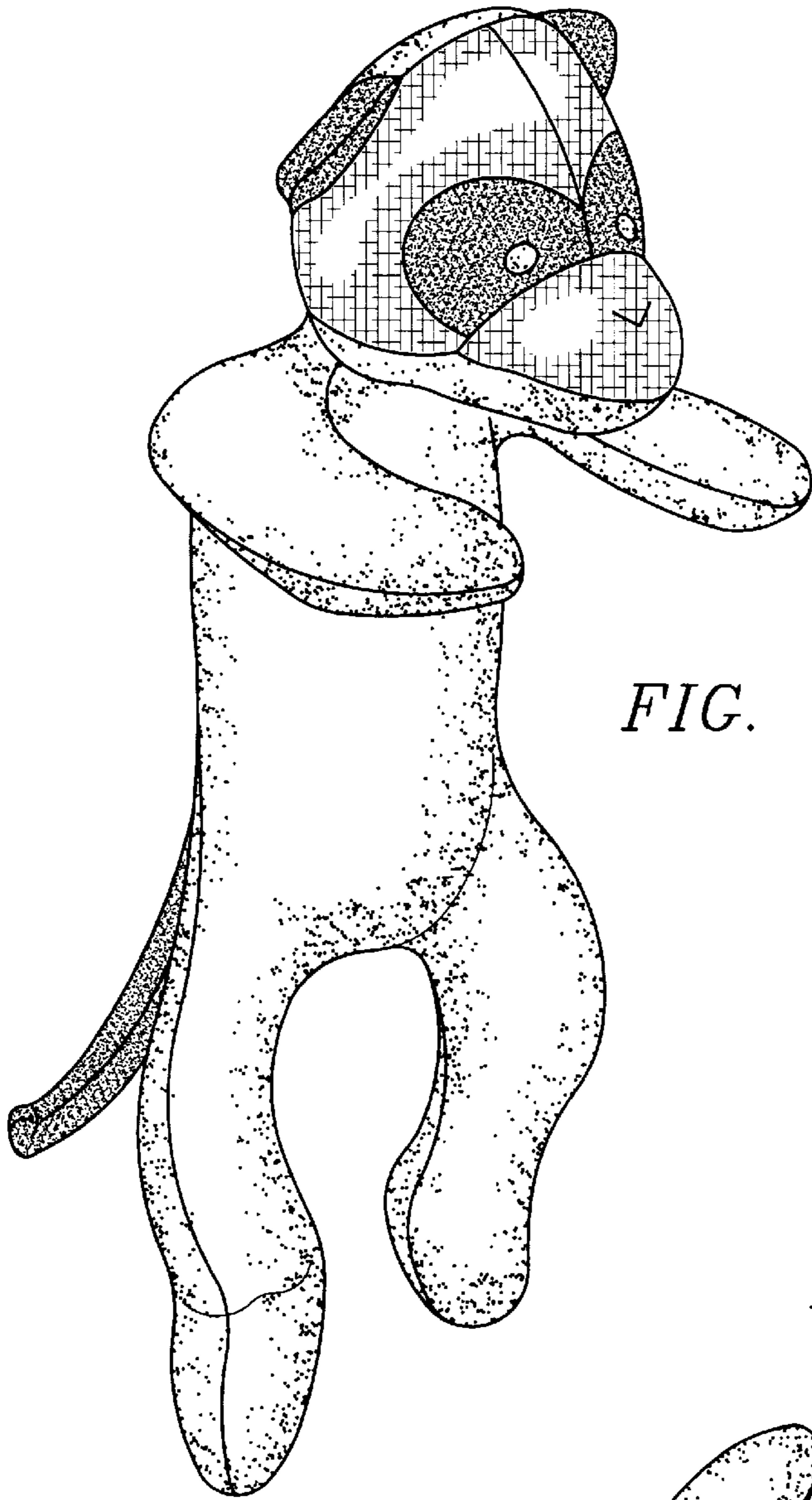


FIG. 1

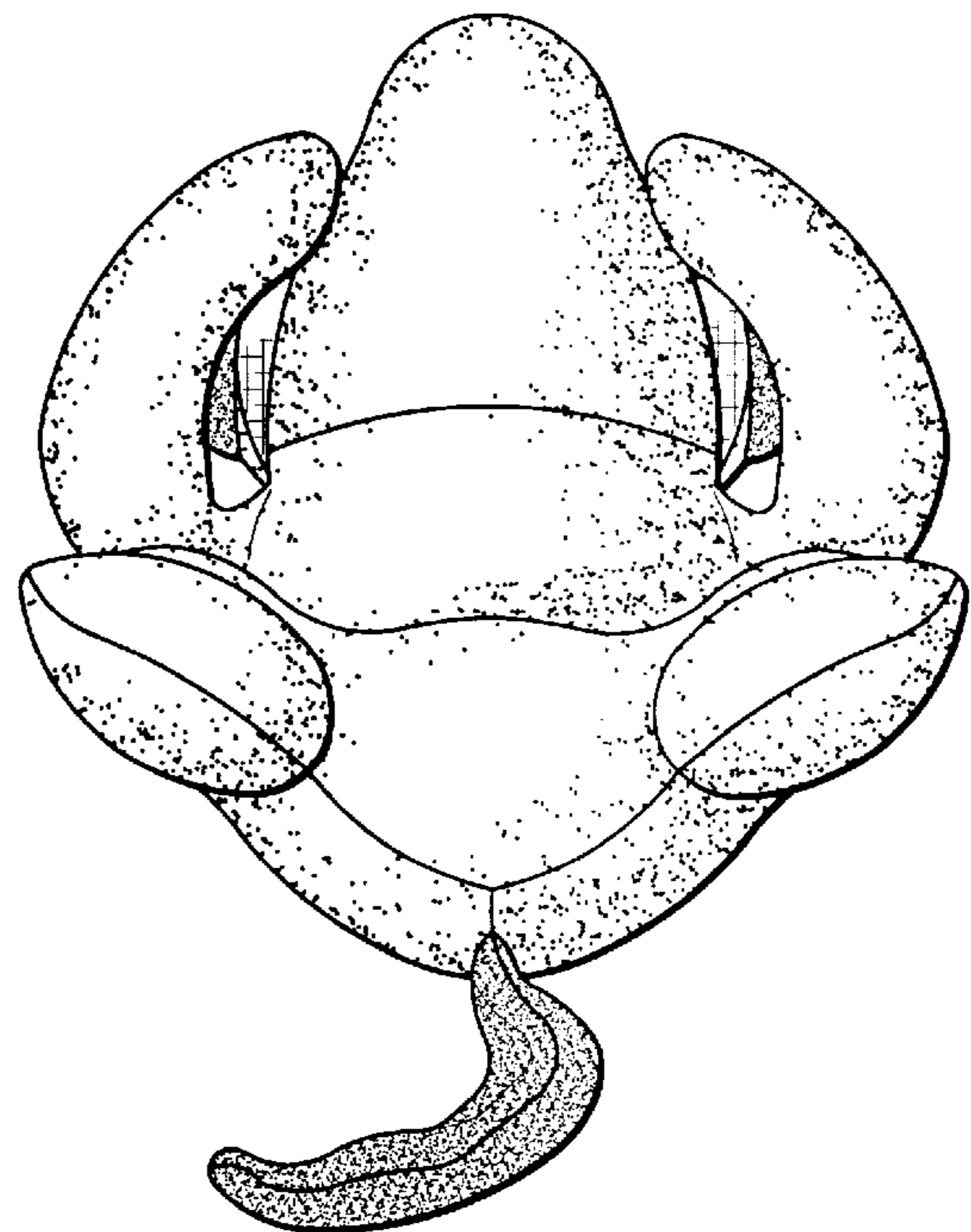


FIG. 6

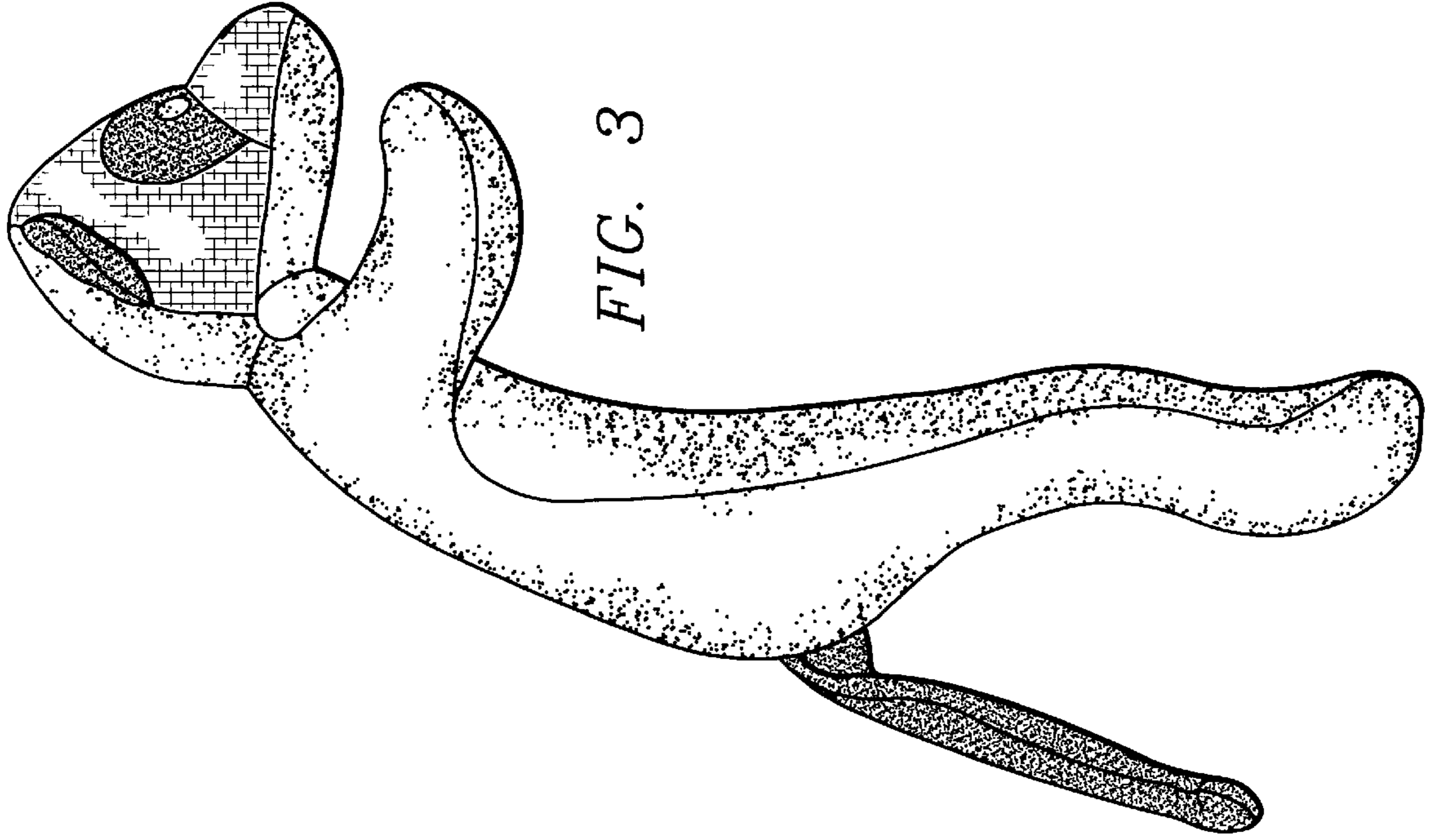


FIG. 3

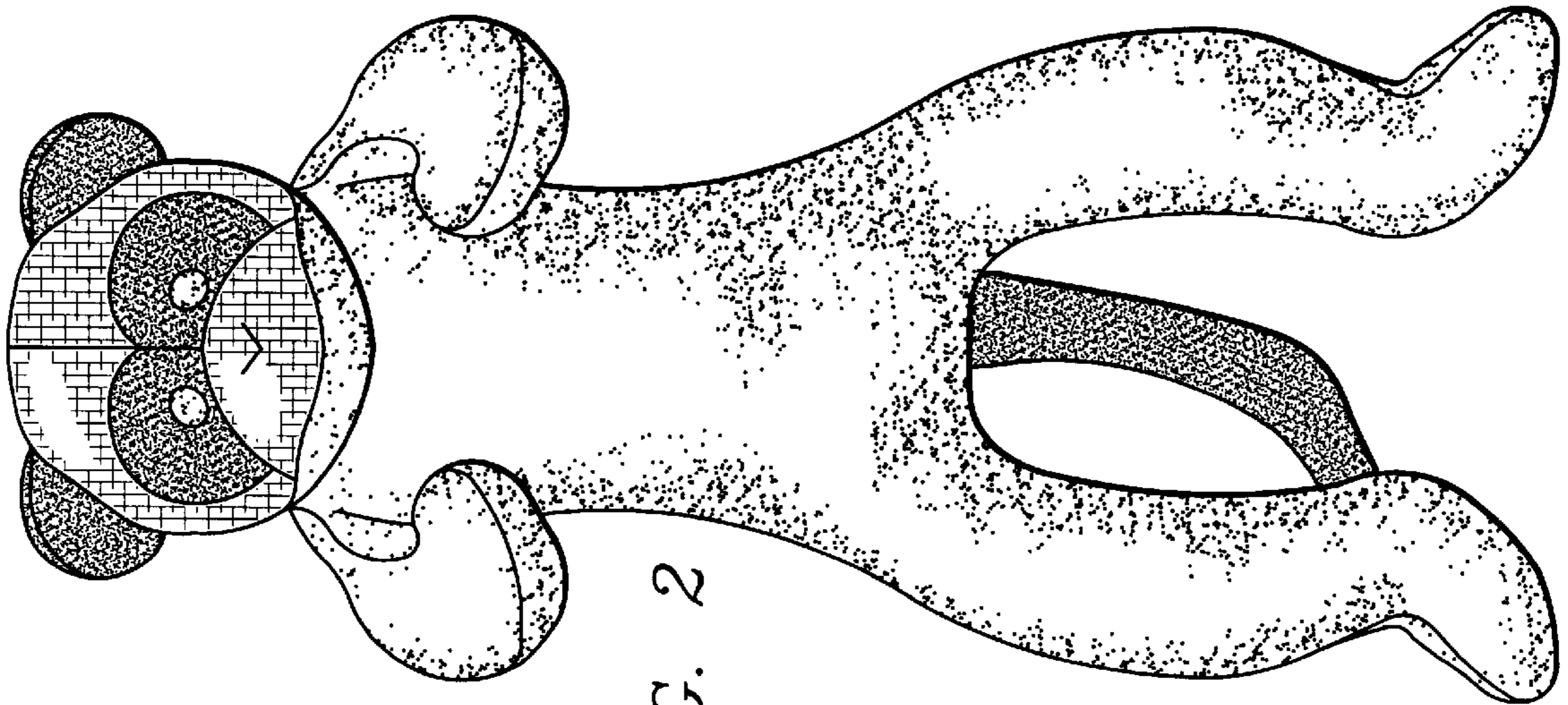


FIG. 2

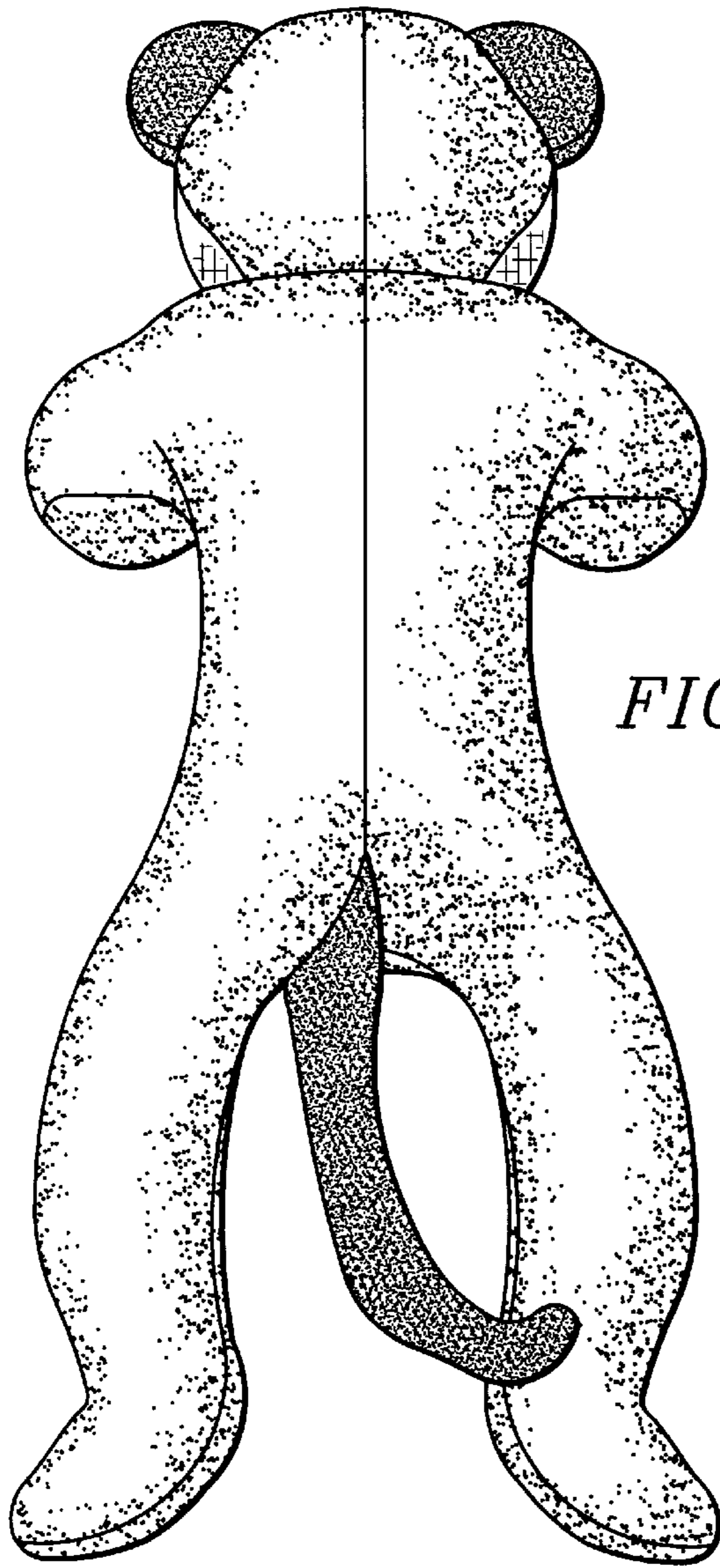


FIG. 4

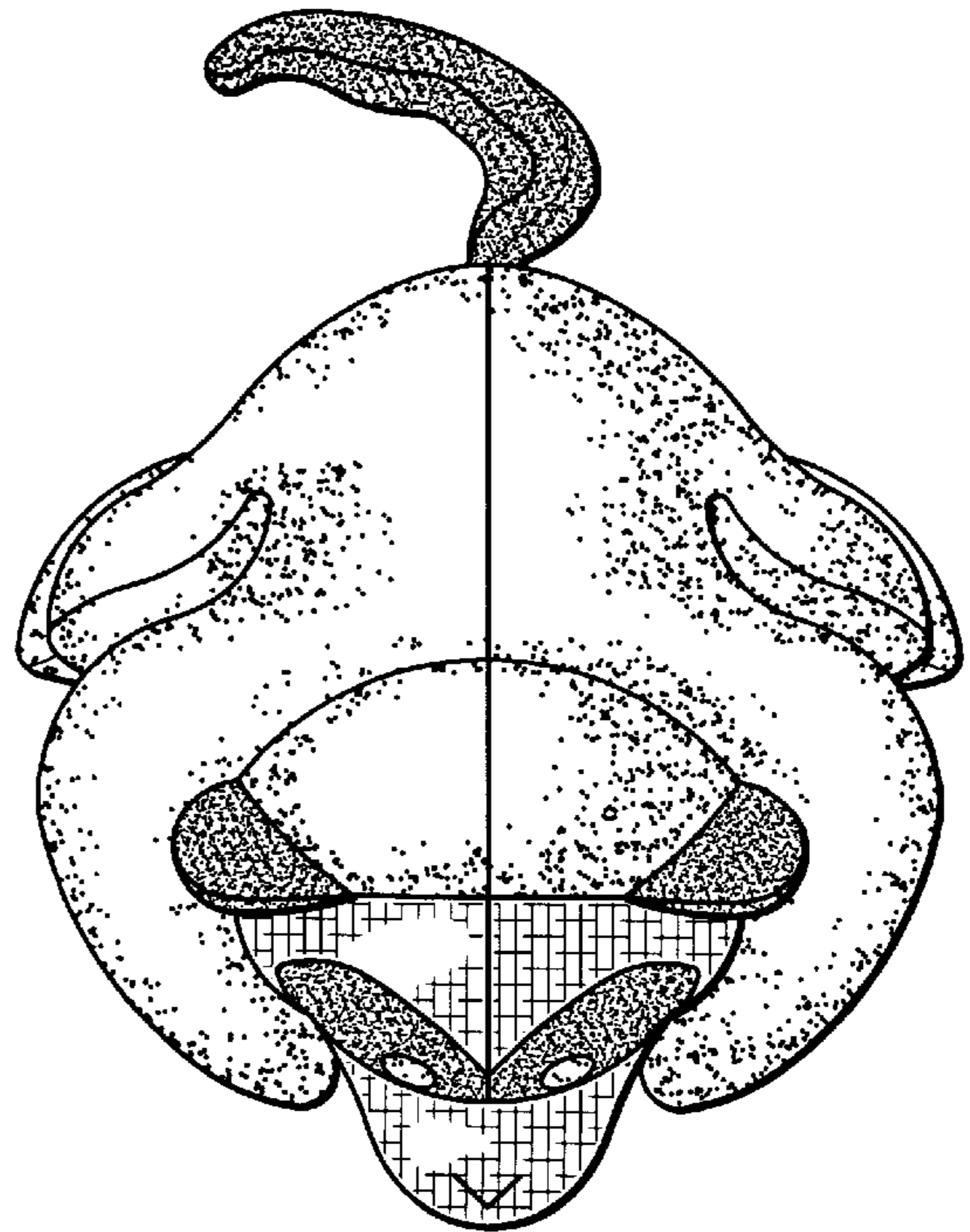


FIG. 5

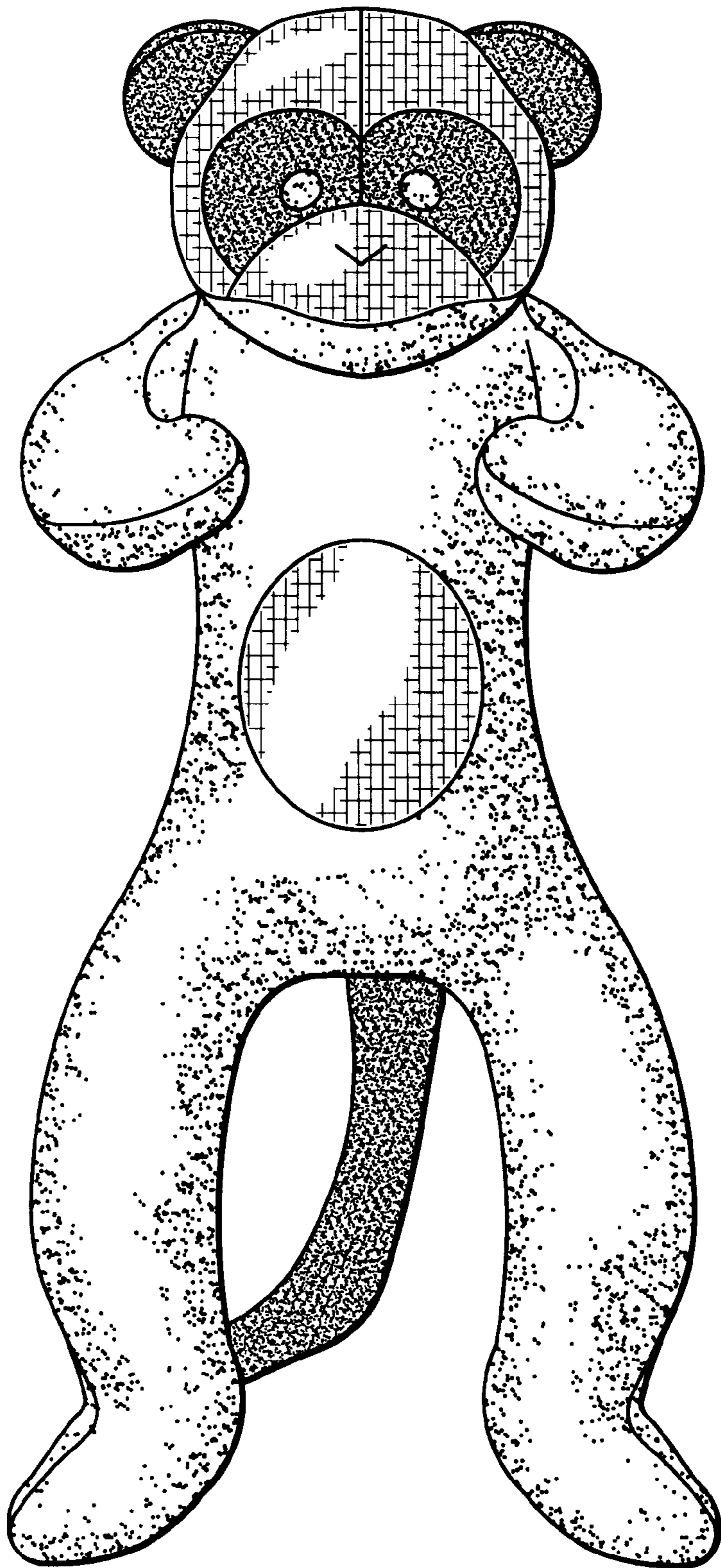


FIG. 7