



US00D430759S

United States Patent [19]

Zarker, Jr.

[11] Patent Number: **Des. 430,759**

[45] Date of Patent: **** *Sep. 12, 2000**

[54] **SQUARE TABLE WITH TRIANGULAR SURFACE PATTERN**

[75] Inventor: **Harper Zarker, Jr.**, Baldwinsville, N.Y.

[73] Assignee: **Fiskars Inc.**, Baldwinsville, N.Y.

[*] Notice: This patent is subject to a terminal disclaimer.

[**] Term: **14 Years**

[21] Appl. No.: **29/090,287**

[22] Filed: **Jul. 6, 1998**

[51] **LOC (7) Cl.** **06-03**

[52] **U.S. Cl.** **D6/480**

[58] **Field of Search** D6/480-489, 495-499, D6/511; 108/50.12, 150, 153.1, 155, 156, 157.1, 158.11, 161; 248/188, 188.1, 188.8

[56] **References Cited**

U.S. PATENT DOCUMENTS

D. 326,575	6/1992	Grosfillex	D6/484
D. 327,999	7/1992	Grosfillex	D6/484
D. 353,286	12/1994	Hand	D6/480
D. 357,144	4/1995	Hand	D6/480

D. 359,639	6/1995	Noll	D6/487
D. 369,702	5/1996	VanSkiver et al.	D6/480
D. 371,473	7/1996	Grosfillex	D6/480
D. 373,694	9/1996	Grosfillex	D6/480
D. 376,281	12/1996	Robertson	D6/484
D. 401,787	12/1998	Zarker, Jr. et al.	D6/480
5,461,989	10/1995	Grandclement et al.	108/153

OTHER PUBLICATIONS

Grosfillex, back cover, Sun round table.

Primary Examiner—Janice E. Seeger
Attorney, Agent, or Firm—Foley & Lardner

[57] **CLAIM**

The ornamental design for a square table with triangular surface pattern, as shown and described.

DESCRIPTION

FIG. 1 is a perspective view of a square table with triangular surface pattern, showing my new design; FIG. 2 is a top plan view thereof; FIG. 3 is a side elevational view thereof; FIG. 4 is a bottom plan view thereof; and, FIG. 5 is a bottom plan view thereof showing the legs in the stored position.

1 Claim, 4 Drawing Sheets

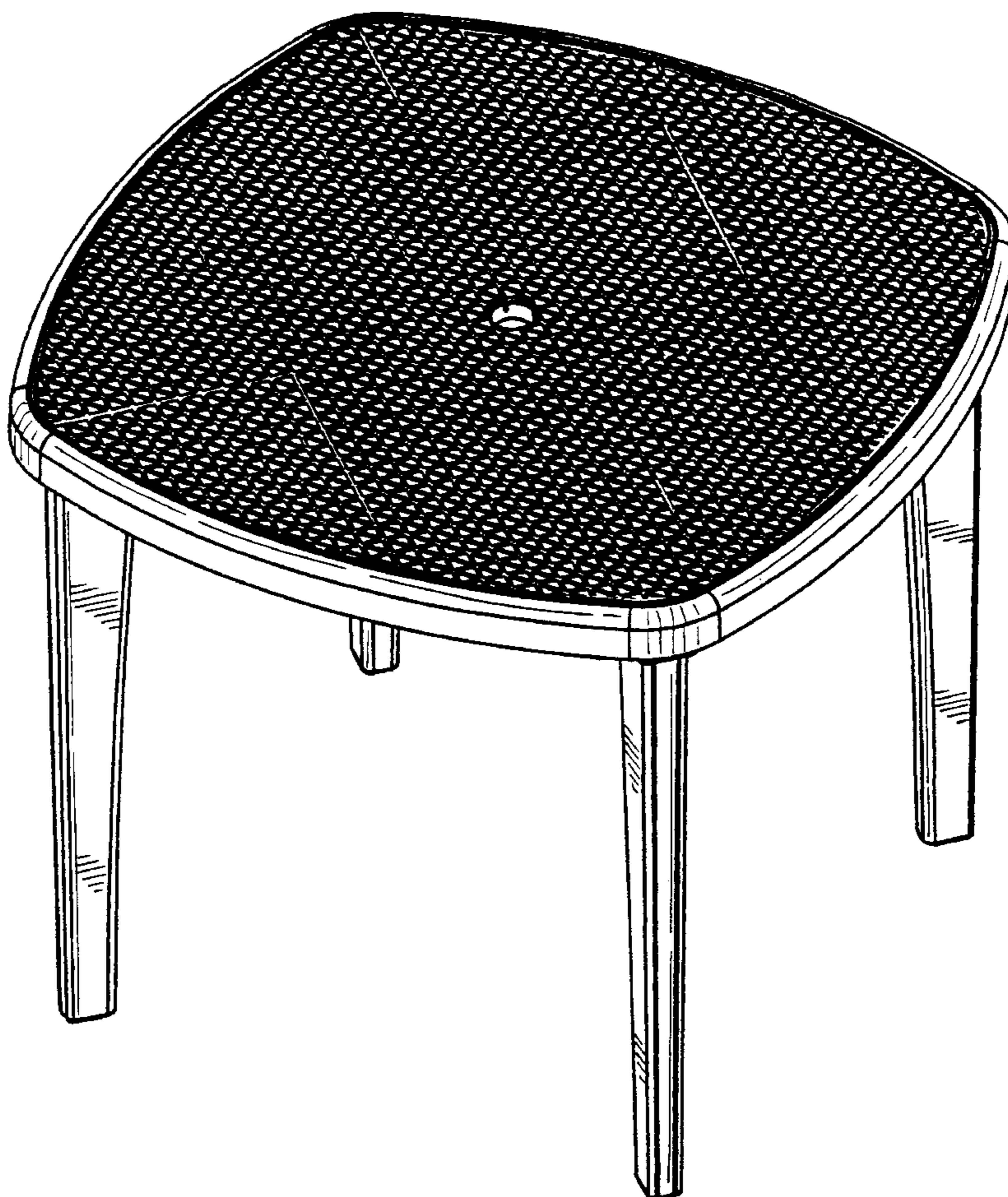


FIG. 1



FIG.2

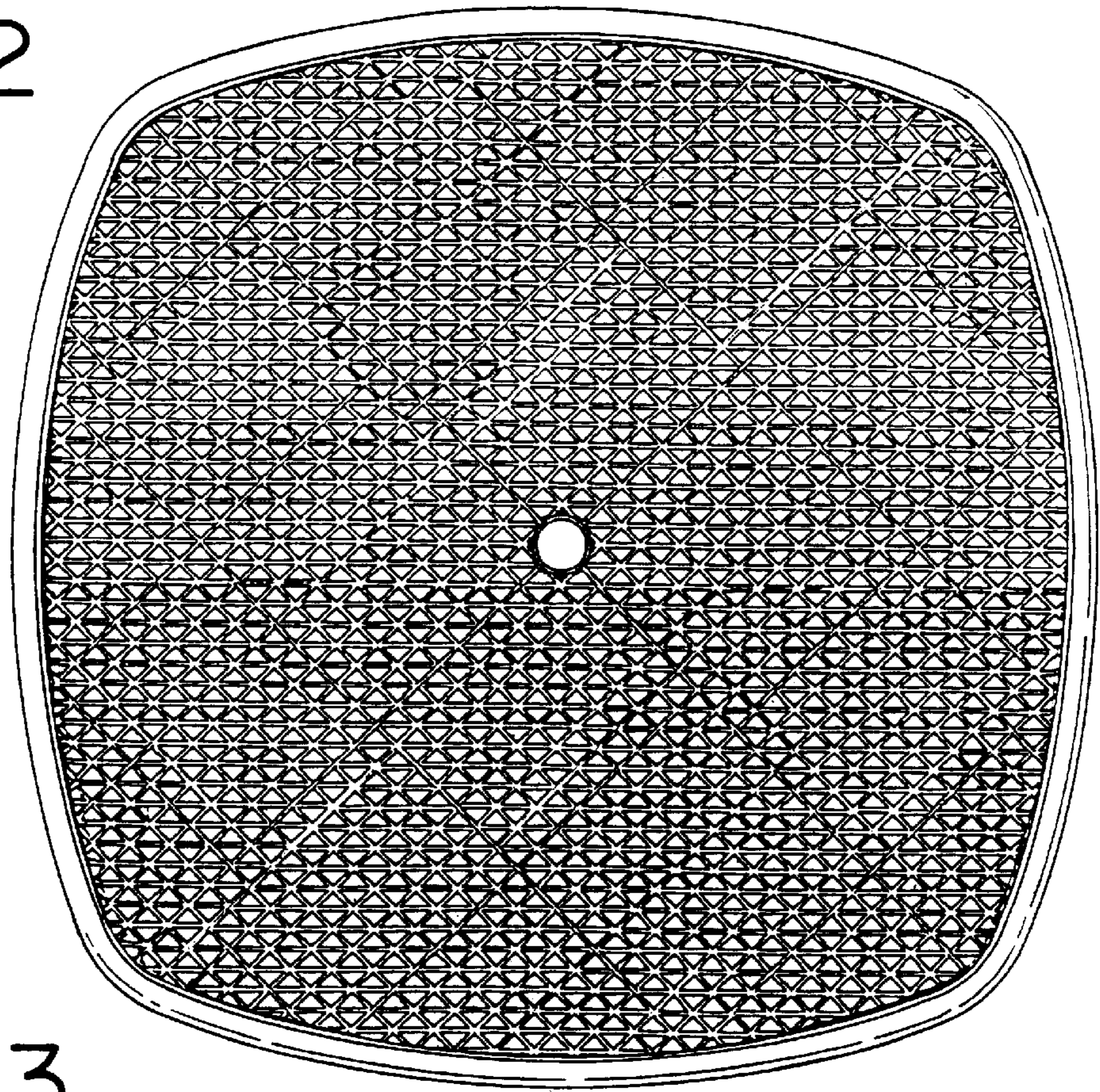


FIG.3




FIG. 4




FIG. 5

