



US00D430758S

United States Patent [19] Skrzelowski

[11] Patent Number: **Des. 430,758**

[45] Date of Patent: **** Sep. 12, 2000**

[54] **SHELF UNIT**

[75] Inventor: **David S. Skrzelowksi**, Covington, Ky.

[73] Assignee: **Time Distribution Services Inc.**, New York, N.Y.

[**] Term: **14 Years**

[21] Appl. No.: **29/096,470**

[22] Filed: **Nov. 13, 1998**

[51] **LOC (7) Cl.** **06-04**

[52] **U.S. Cl.** **D6/478; D6/474**

[58] **Field of Search** D6/473-479; 211/50, 211/55, 85.3, 85.26, 49.1, 126.1, 126.2, 126.14, 128.1, 133.1, 134, 153; 108/59, 60, 25, 91-93; 312/204, 257.1; 40/124, 124.2, 124.4

4,460,097	7/1984	Darnell, II et al.	211/128.1
4,461,520	7/1984	Alneng	211/128.1
4,613,047	9/1986	Bushyhead et al.	211/55
4,744,473	5/1988	Hardy	211/55
4,801,023	1/1989	Ecclestone	211/55
4,875,590	10/1989	Martin et al.	211/55
4,905,845	3/1990	Broeker et al.	211/55
4,925,038	5/1990	Gajewski	211/128.1
4,993,561	2/1991	Stultz	211/55
5,029,715	7/1991	Strada	211/55

Primary Examiner—Doris V. Coles
Assistant Examiner—Linda Brooks
Attorney, Agent, or Firm—Abelman, Frayne & Schwab

[57] CLAIM

The ornamental design for a shelf unit, as shown and described.

DESCRIPTION

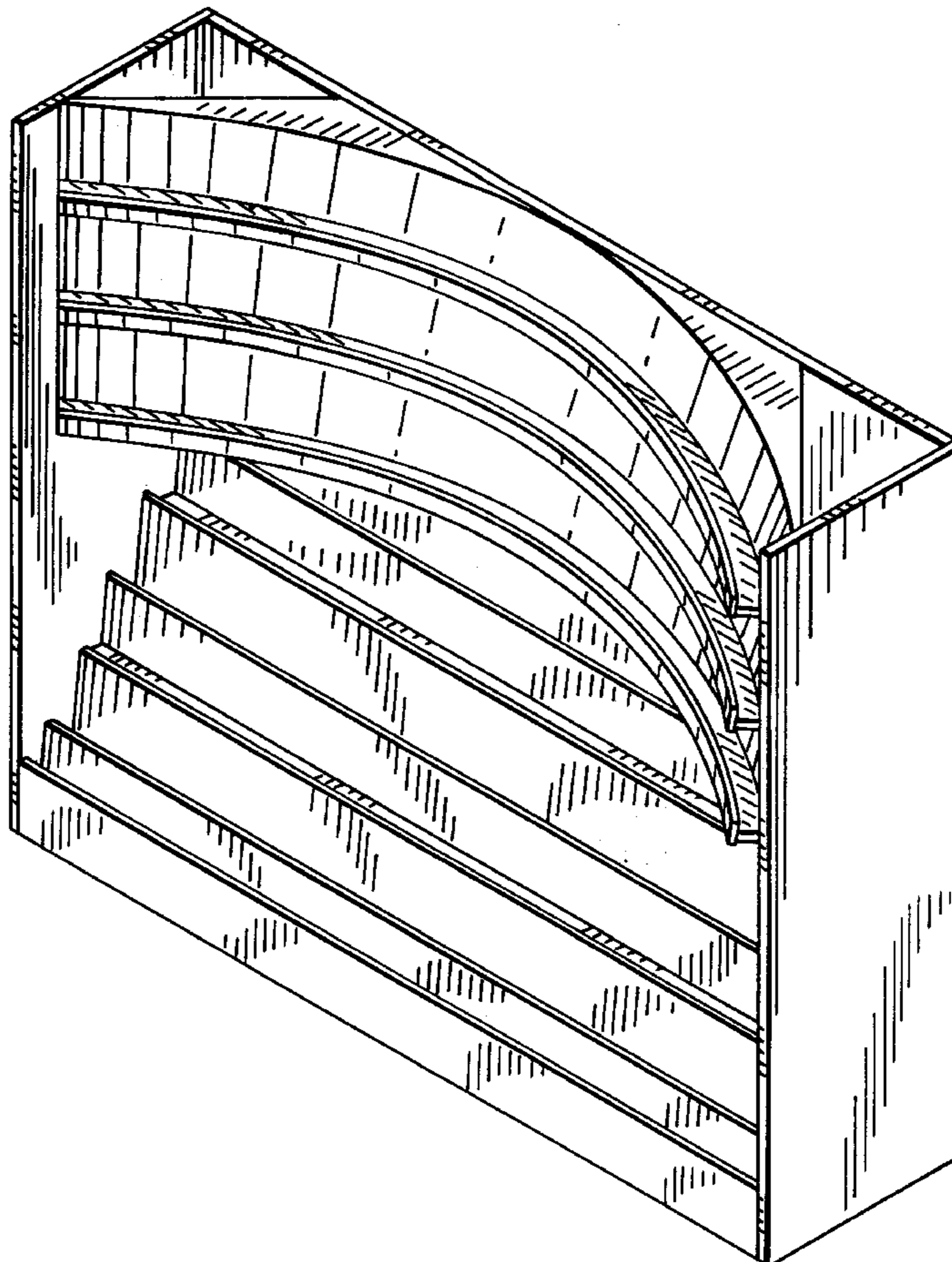
FIG. 1 is a top front and right side perspective view of a shelf unit, illustrating my new design;
FIG. 2 is a top plan view thereof;
FIG. 3 is a front elevational view thereof;
FIG. 4 is a left side elevational view thereof;
The right side elevational view is identical to the left side elevational view that is a mirror image thereof;
FIG. 5 is a rear elevational view thereof; and,
FIG. 6 is a bottom plan view thereof.

1 Claim, 3 Drawing Sheets

[56] References Cited

U.S. PATENT DOCUMENTS

D. 154,674	8/1949	Gochenour, Jr.	D6/474
D. 156,544	12/1949	Lebow	211/55
D. 164,547	9/1951	Becker	211/55
1,374,269	4/1921	Wilson	211/128.1
2,076,690	4/1937	Williams	211/128.1
2,304,756	12/1942	Ames et al.	211/128.1
3,777,897	12/1973	Gray	211/128.1



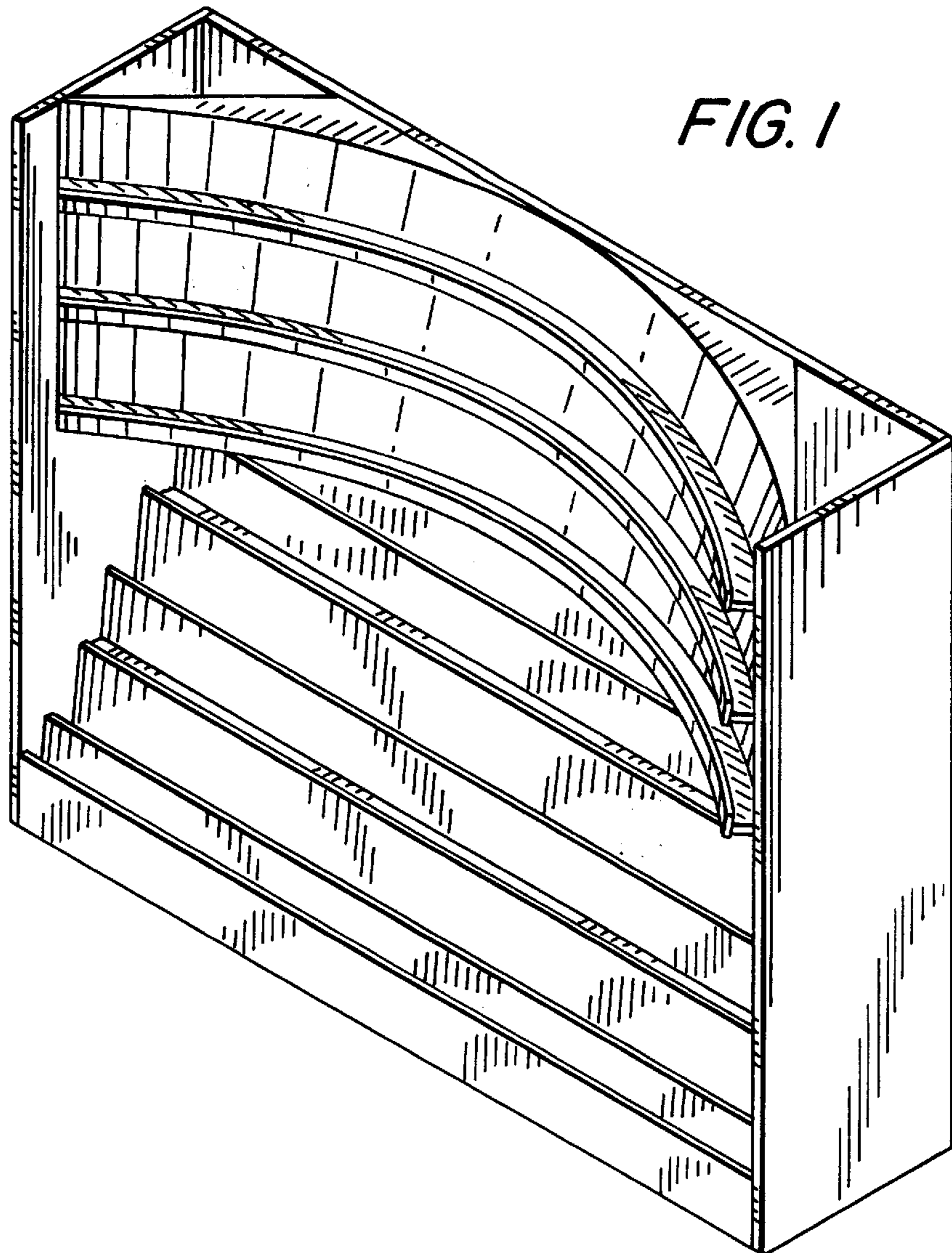


FIG. 1

FIG. 2

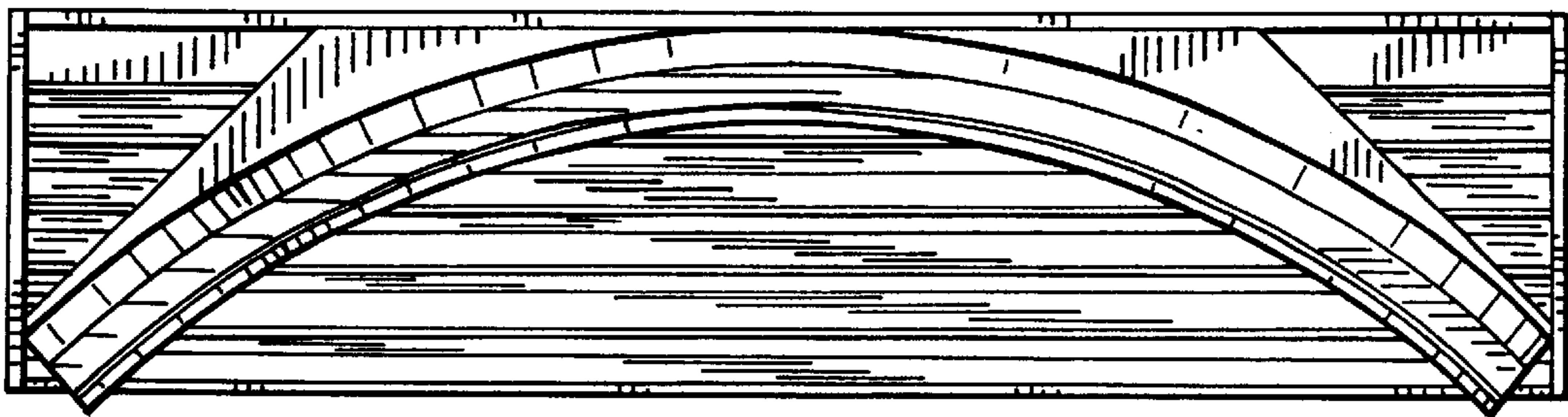


FIG. 3

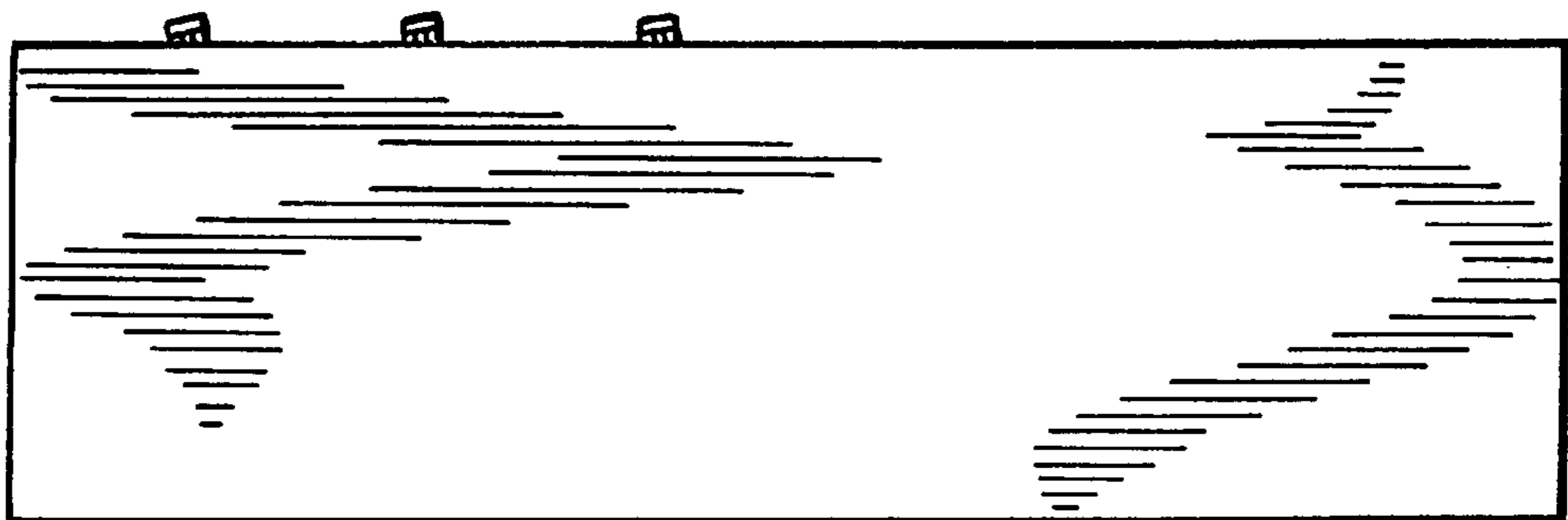



FIG. 4

FIG. 5




FIG. 6

