



US00D430757S

# United States Patent [19]

Draheim et al.

[11] Patent Number: Des. 430,757

[45] Date of Patent: \*\* Sep. 12, 2000

[54] HUTCH

[76] Inventors: **Harvey J. Draheim**, R.F.D. 1, Weyauwega, Wis. 54983; **Scott A. Krueger**, 216 W. Wayfarer, Appleton, Wis. 54915

[\*\*] Term: 14 Years

[21] Appl. No.: 29/104,446

[22] Filed: May 5, 1999

[51] LOC (7) Cl. .... 06-04

[52] U.S. Cl. .... D6/477; D6/479

[58] Field of Search ..... D6/396, 449, 477-479; 108/59, 147.11; 211/134, 187, 153, 207

### [56] References Cited

#### U.S. PATENT DOCUMENTS

D. 267,614	1/1983	Zaidman	.....	D6/438
D. 347,951	6/1994	Brunner et al.	.....	D6/479
D. 374,573	10/1996	Brunner et al.	.	
D. 394,763	6/1998	Zaidman	.....	D6/438

#### OTHER PUBLICATIONS

Ethan Allen, #'s 2 and 3, Computer Hutch and Bookcase upper Unit, p.208, Jun. 1994.  
Ethan Allen, # 5, Computer Hutch, p. 243, Jun. 1994.  
Ethan Allen, Upper Units, p.295, 1998.

Primary Examiner—Cathron B. Matta  
Attorney, Agent, or Firm—Hoffmann & Baron LLP

### [57] CLAIM

The ornamental design for a hutch, as shown and described.

### DESCRIPTION

FIG. 1 is a top perspective view of a hutch showing our new design;

FIG. 2 is a front elevation view thereof;

FIG. 3 is a top plan view thereof;

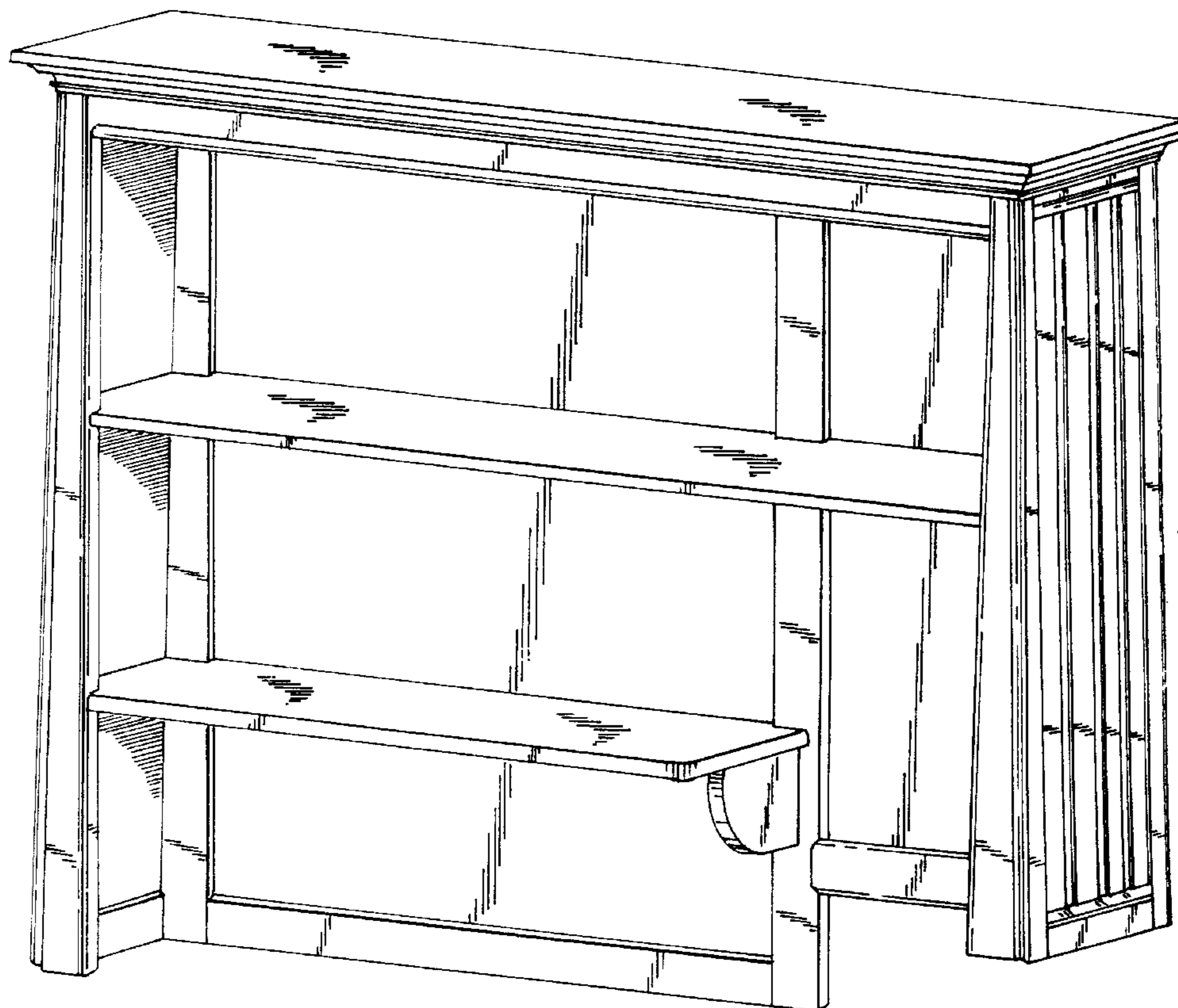
FIG. 4 is a side elevation view thereof; and,

FIG. 5 is a side elevation view thereof showing the side opposite from the side shown in FIG. 4.

The rear and bottom views form no part of the claimed design.

The surface(s) or portion(s) of the article not shown in the drawing or described in the specification form(s) no part of the claimed design.

1 Claim, 3 Drawing Sheets



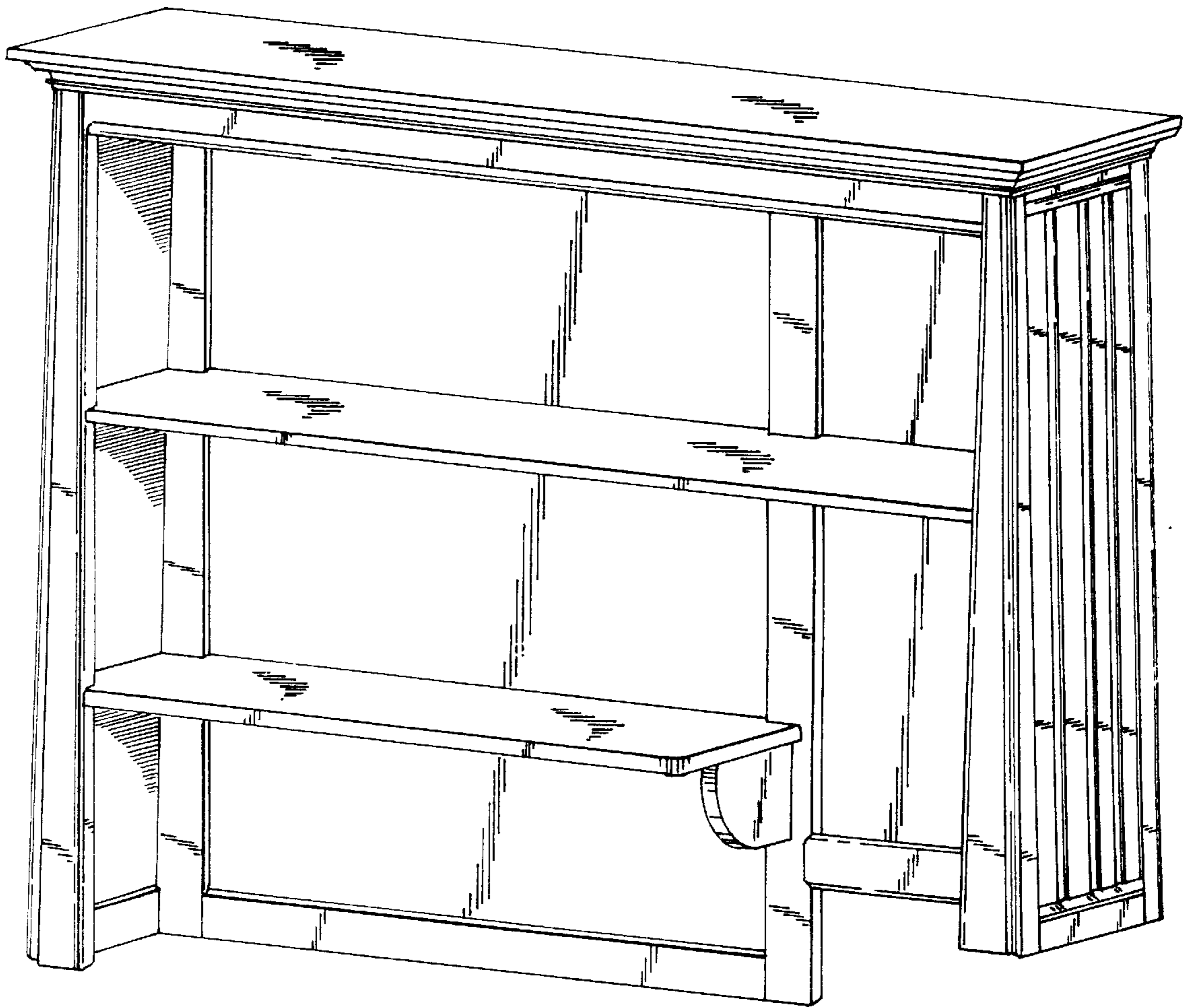


FIG. 1

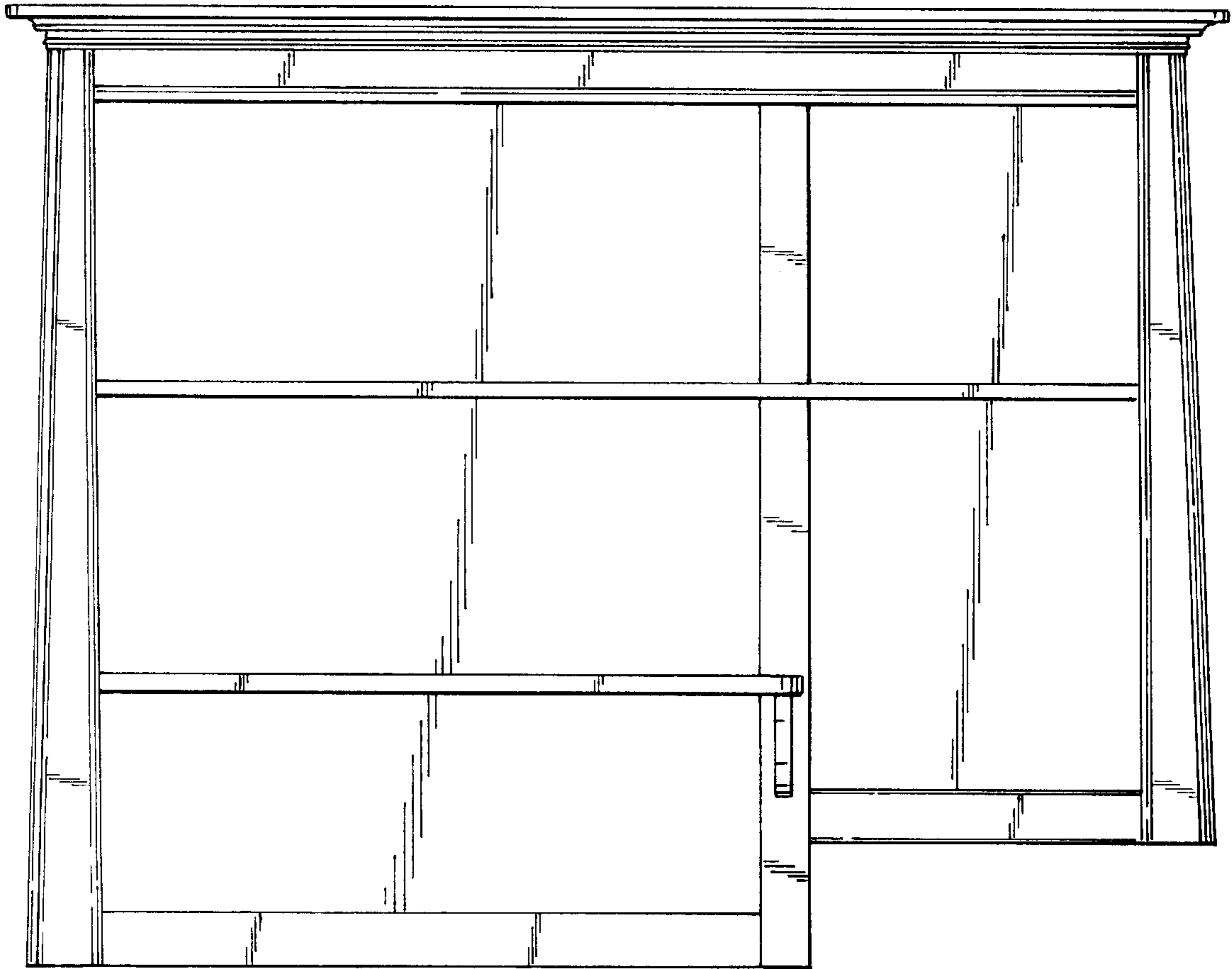


FIG. 2




FIG. 3

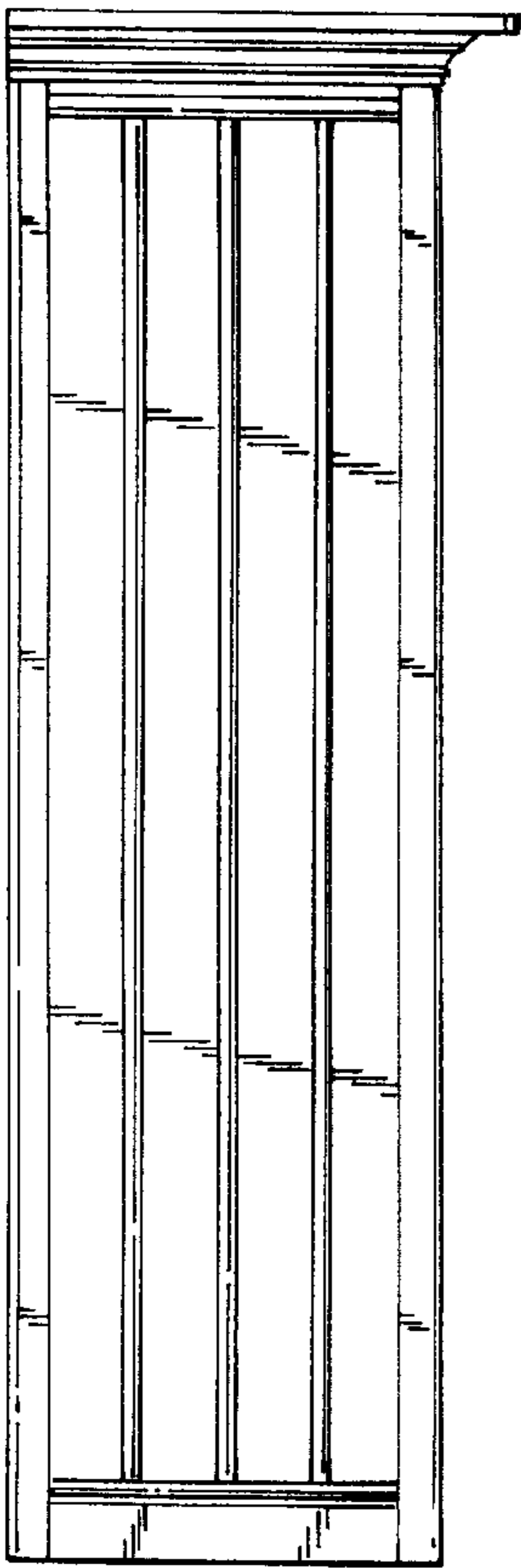


FIG. 4

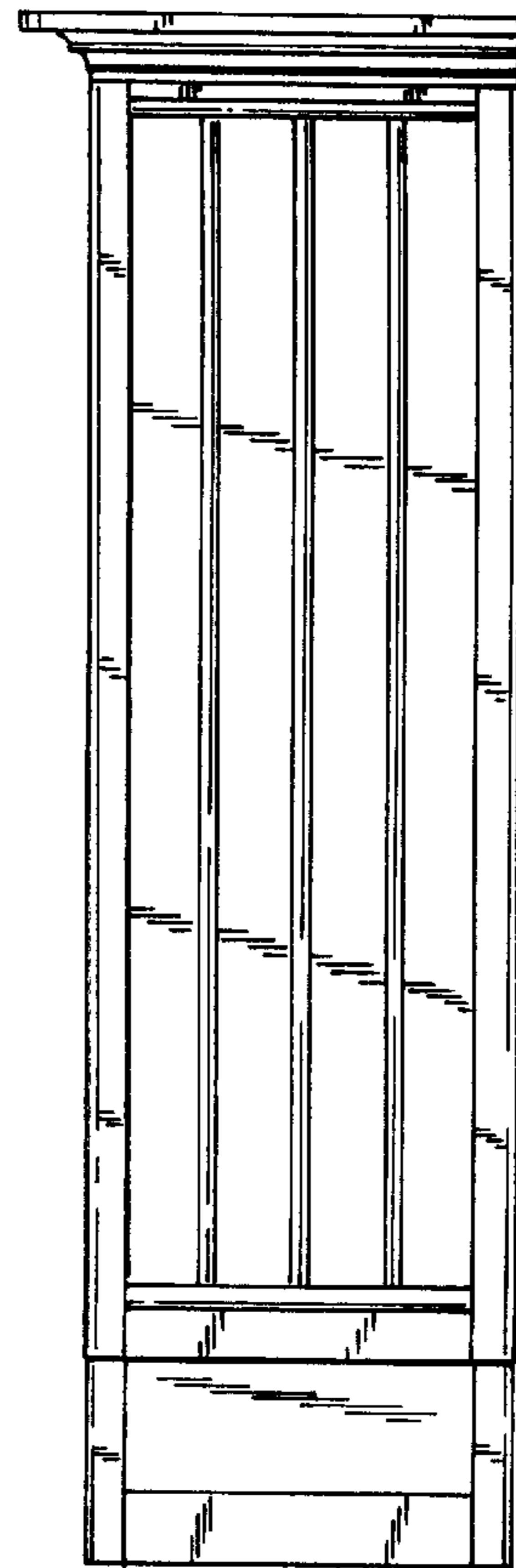


FIG. 5