



US00D430725S

United States Patent [19]
McDowell

[11] **Patent Number: Des. 430,725**

[45] **Date of Patent: ** Sep. 12, 2000**

[54] **PORTION OF A SHOE**

D. 418,283 1/2000 Akhidime .
D. 420,550 2/2000 Hudson D2/972

[75] Inventor: **Sean M. McDowell**, Beaverton, Oreg.

OTHER PUBLICATIONS

[73] Assignee: **Nike, Inc.**, Beaverton, Oreg.

Nike Footwear Catalog, Fall 2000, pp. 16, 42, 43, 119. Published Nov. 1999.

[**] Term: **14 Years**

Nike Footwear Catalog, Spring, 2000, p. 25. Published Jul. 1999.

[21] Appl. No.: **29/117,750**

Nike Footwear Catalog, Spring 1999, p. W32. Published Jun. 1998.

[22] Filed: **Feb. 1, 2000**

Nike Footwear Catalog, Fall 1999, p. W55. Published Dec. 1998.

[51] **LOC (7) Cl.** **02-99**

Nike Footwear Catalog, Late Spring 1997, p. 40. Published Sep. 1996.

[52] **U.S. Cl.** **D2/972**

[58] **Field of Search** D2/896, 902, 907,
D2/943, 944, 969, 972, 973; 36/45, 50.1,
51, 77 M, 77 R, 83, 88, 89, 113, 114, 126-130

Primary Examiner—Dominic Simone
Attorney, Agent, or Firm—Banner & Witcoff, Ltd.

[56] **References Cited**

[57] **CLAIM**

U.S. PATENT DOCUMENTS

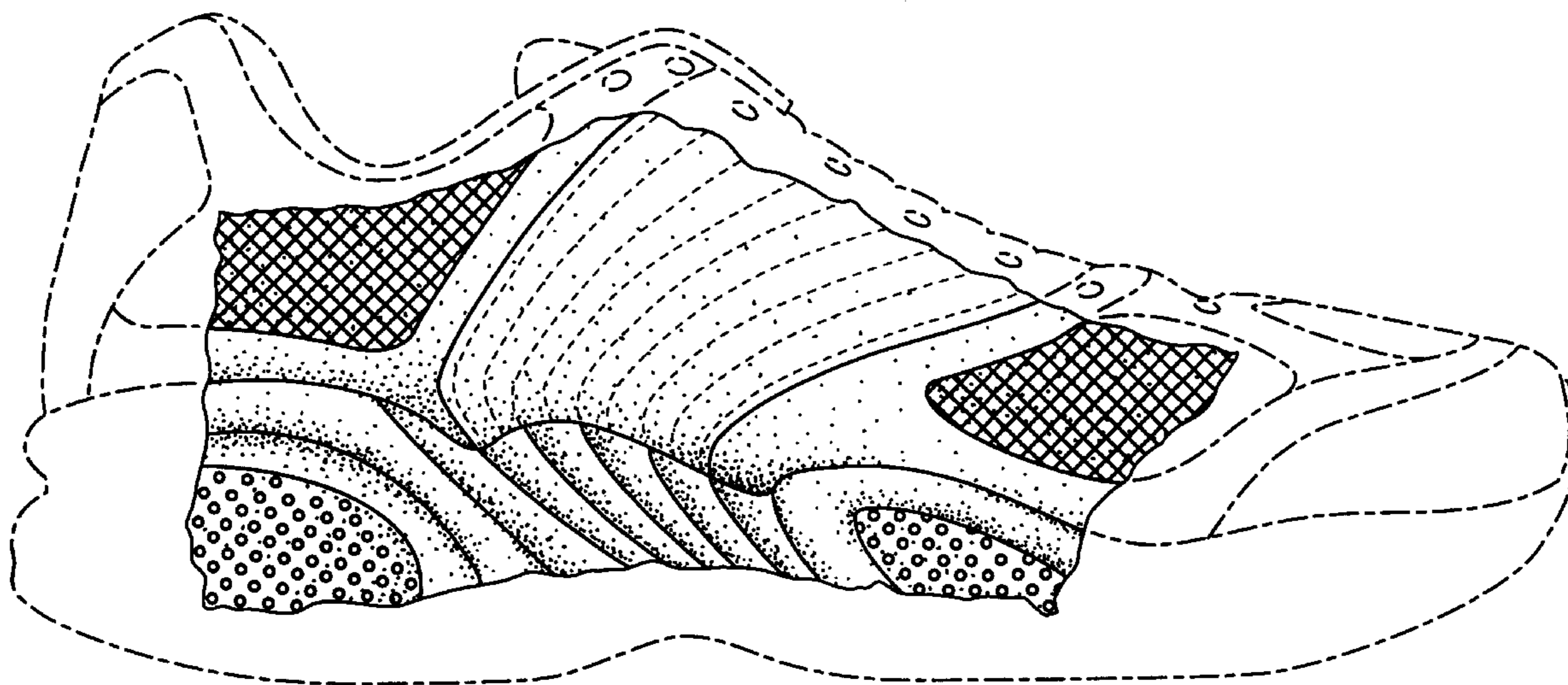
The ornamental design for a portion of a shoe, as shown and described.

- D. 254,398 3/1980 Finn .
- D. 339,223 9/1993 Crowley .
- D. 345,458 3/1994 Lacoraza et al. .
- D. 357,574 4/1995 Morris .
- D. 364,498 11/1995 Teague .
- D. 377,414 1/1997 Hatfield .
- D. 384,053 9/1997 Smith, III D2/972
- D. 384,800 10/1997 Rask .
- D. 384,802 10/1997 Avar .
- D. 385,411 10/1997 Cooper D2/972
- D. 385,689 11/1997 James .
- D. 392,794 3/1998 Greene .
- D. 394,147 5/1998 Schenone D2/972
- D. 404,558 1/1999 Blakeslee D2/972
- D. 412,054 7/1999 Gray et al. .

DESCRIPTION

FIG. 1 is a perspective view of a portion of a shoe showing my new design;
FIG. 2 is a side elevational view thereof;
FIG. 3 is a top plan view thereof;
FIG. 4 is a front elevational view thereof; and,
FIG. 5 is a rear elevational view thereof.
The uneven broken line representation of the remainder of the shoe is for illustrative purposes only and forms no part of the claimed design.

1 Claim, 4 Drawing Sheets



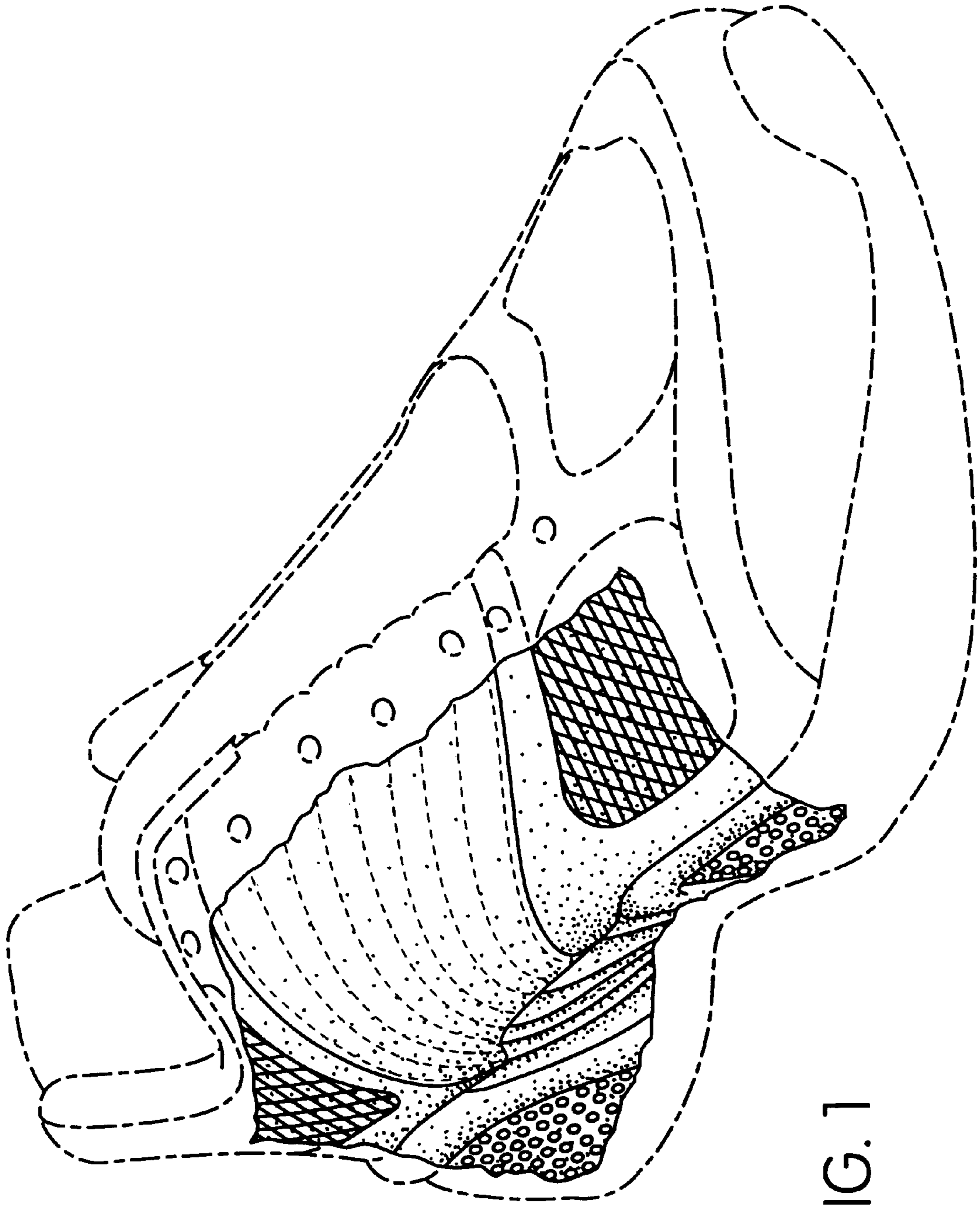


FIG. 1

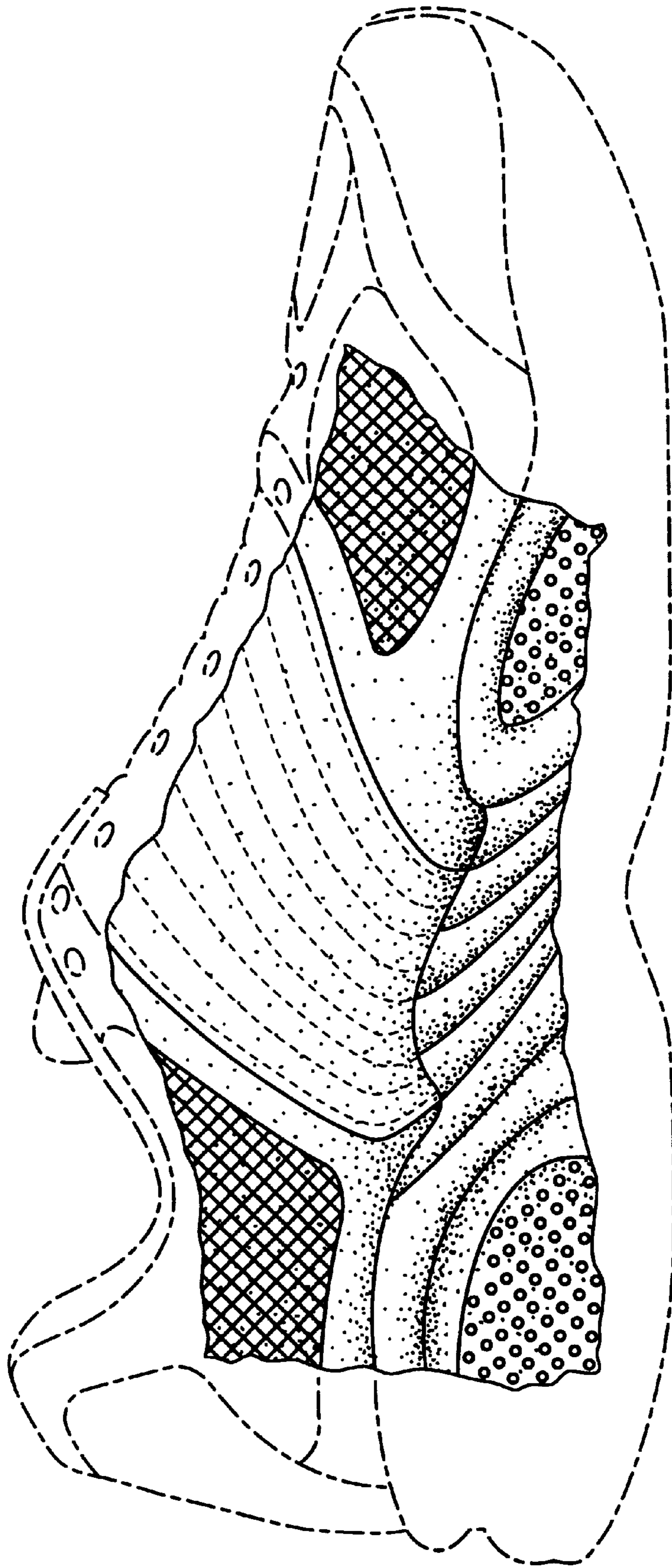


FIG. 2

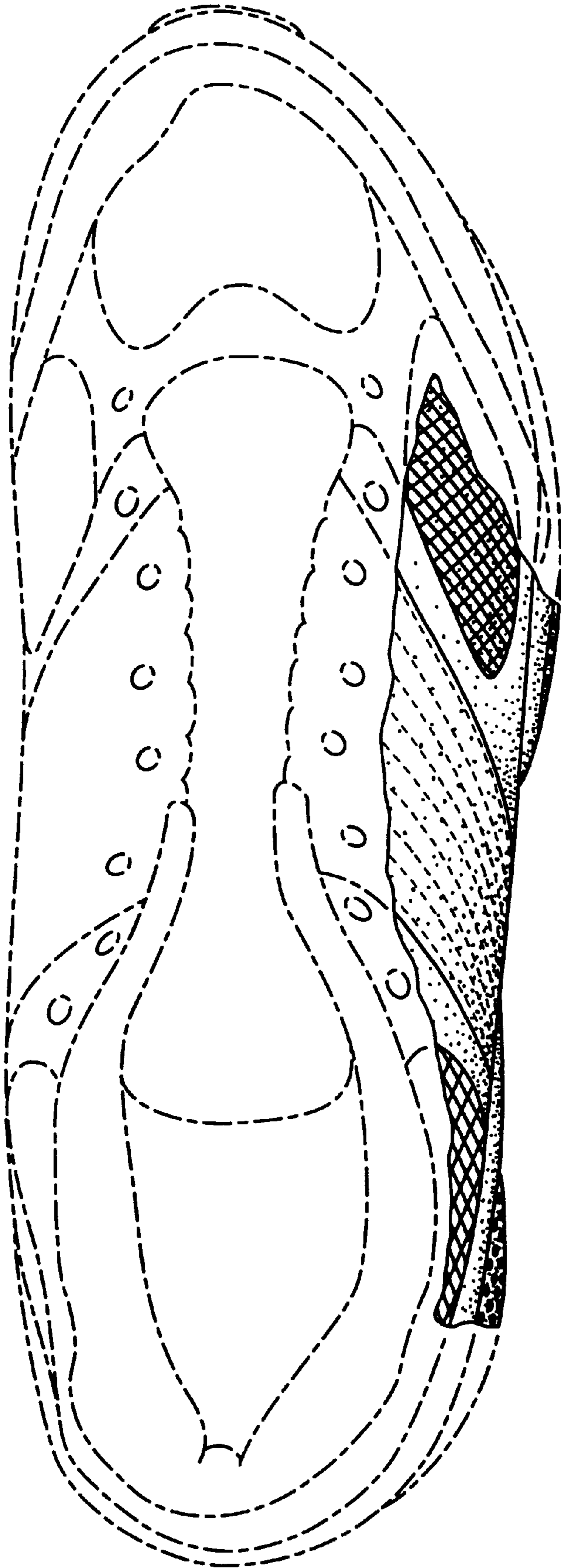


FIG. 3

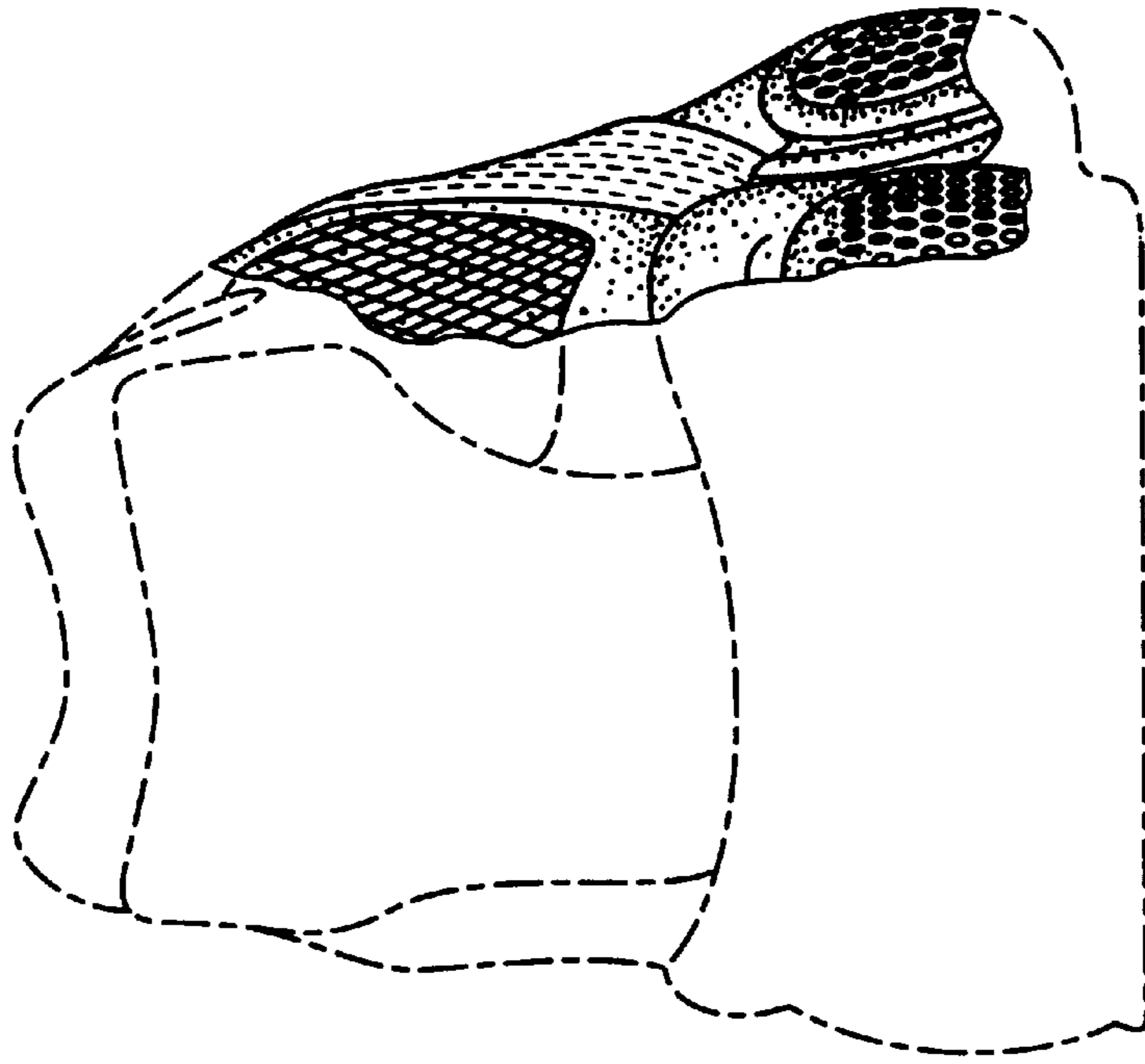


FIG. 5

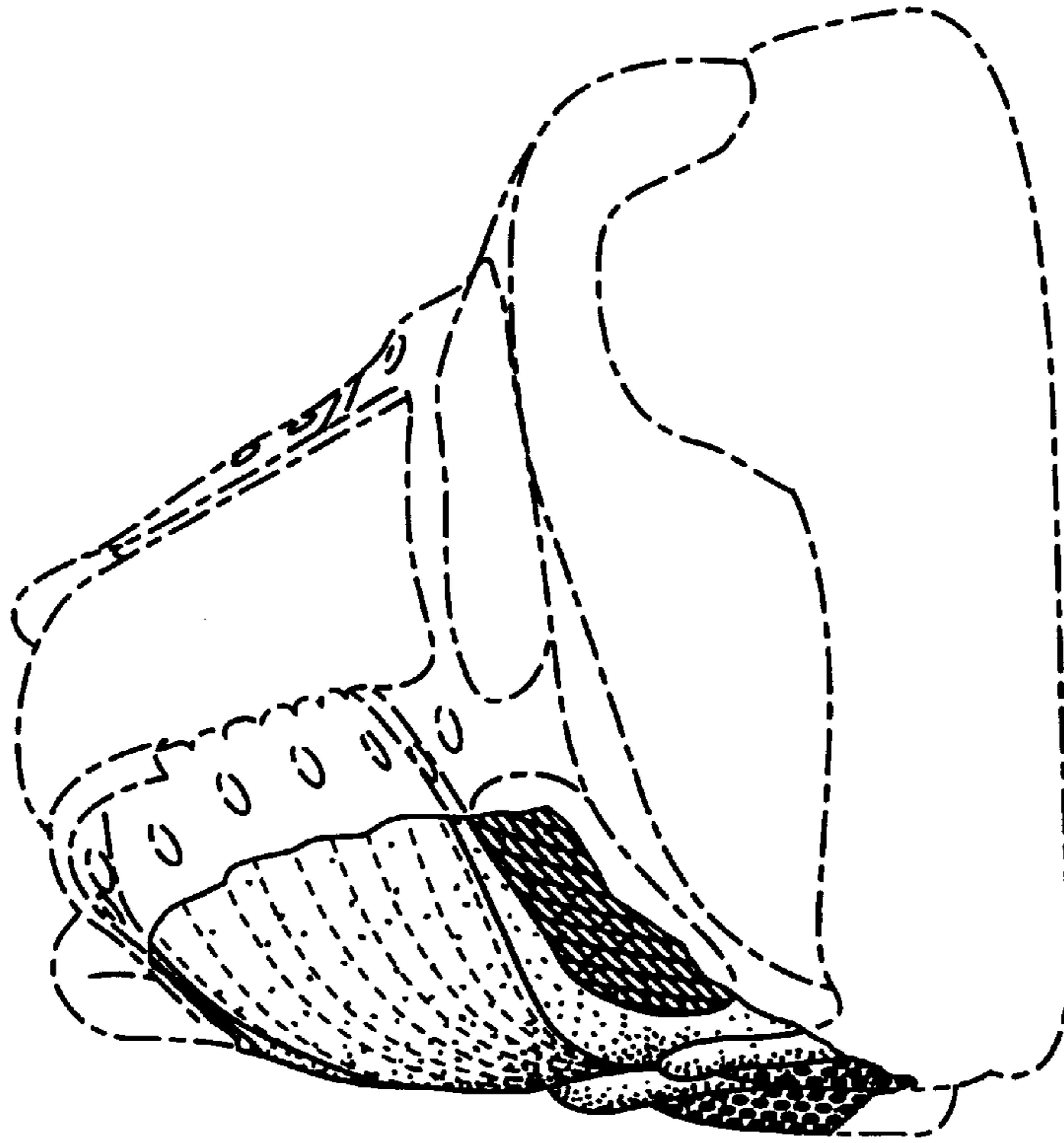


FIG. 4