



US00D430724S

# United States Patent [19]

[11] Patent Number: Des. 430,724

Matis et al.

[45] Date of Patent: \*\* Sep. 12, 2000

[54] FOOTWEAR UPPER

5,692,319 12/1997 Parker et al. .... 36/50.1  
5,737,854 4/1998 Sussmann ..... 36/50.1

[75] Inventors: **Clark A. Matis**, Charlotte, Vt.; **Bruce Rogers**, Portland, Oreg.

### OTHER PUBLICATIONS

[73] Assignee: **Wolverine World Wide, Inc.**,  
Rockford, Mich.

NIKE Spring Footwear Catalog, p. 44, Air Dente II, p. 152  
Air Certitude, Oct. 1997.  
Eastbay catalog 1998, pp. 17, 19–21, 69 and 70.  
Eastbay catalog 1999, p. 3.  
NIKE all Condition Gear Manual, Spring 1996.  
Final Score catalog 1999, p. 11.  
Road Runner Sports catalog 1998, p. 70.

[\*\*] Term: **14 Years**

Primary Examiner—Louis S. Zarfaz  
Assistant Examiner—G Andoll  
Attorney, Agent, or Firm—Warner Norcross & Judd LLP

[21] Appl. No.: **29/113,808**

[22] Filed: **Nov. 11, 1999**

[51] LOC (7) Cl. .... **02-04**

[52] U.S. Cl. .... **D2/969**

[58] Field of Search ..... D2/969, 970, 896,  
D2/902, 904, 907–912, 954, 978; 36/83,  
113–116, 117.1, 117.4, 34, 45, 50.1, 126–131

### [57] CLAIM

The ornamental design for footwear upper, as shown and described.

### [56] References Cited

### DESCRIPTION

#### U.S. PATENT DOCUMENTS

D. 336,766	6/1993	Sjosward	.....	D2/902
D. 342,148	12/1993	Dahlsten	.....	D2/970
D. 345,047	3/1994	DiSilvo	.....	D2/969
D. 353,935	1/1995	Pollack	.....	D2/902
D. 355,069	2/1995	Aveni	.....	D2/970
D. 356,884	4/1995	Ho	.....	D2/902
D. 366,951	2/1996	Ho	.....	D2/907
D. 367,162	2/1996	Shea	.....	D2/908
D. 373,463	9/1996	Greene	.....	D2/969
D. 407,545	4/1999	Kechlak	.....	D2/969
D. 413,427	9/1999	Fellouhe	.....	D2/969
5,253,435	10/1993	Auger et al.	.....	36/114
5,327,662	7/1994	Hallenbeck	.....	36/50.1
5,371,957	12/1994	Gaudio	.....	36/50.1
5,408,761	4/1995	Gazzano	.....	36/114

FIG. 1 is a perspective view of the footwear upper embodying the new design;  
FIG. 2 is a front elevational view thereof;  
FIG. 3 is a rear elevational view thereof;  
FIG. 4 is a top plan view thereof;  
FIG. 5 is a right side elevational view thereof; and,  
FIG. 6 is a left side elevational view thereof.  
FIGS. 1–6 show an outsole in broken lines. The outsole is shown for environmental purposes and does not form any part of the claimed design.  
The broken lines which form the bounds of the claimed design form no part thereof.

1 Claim, 6 Drawing Sheets



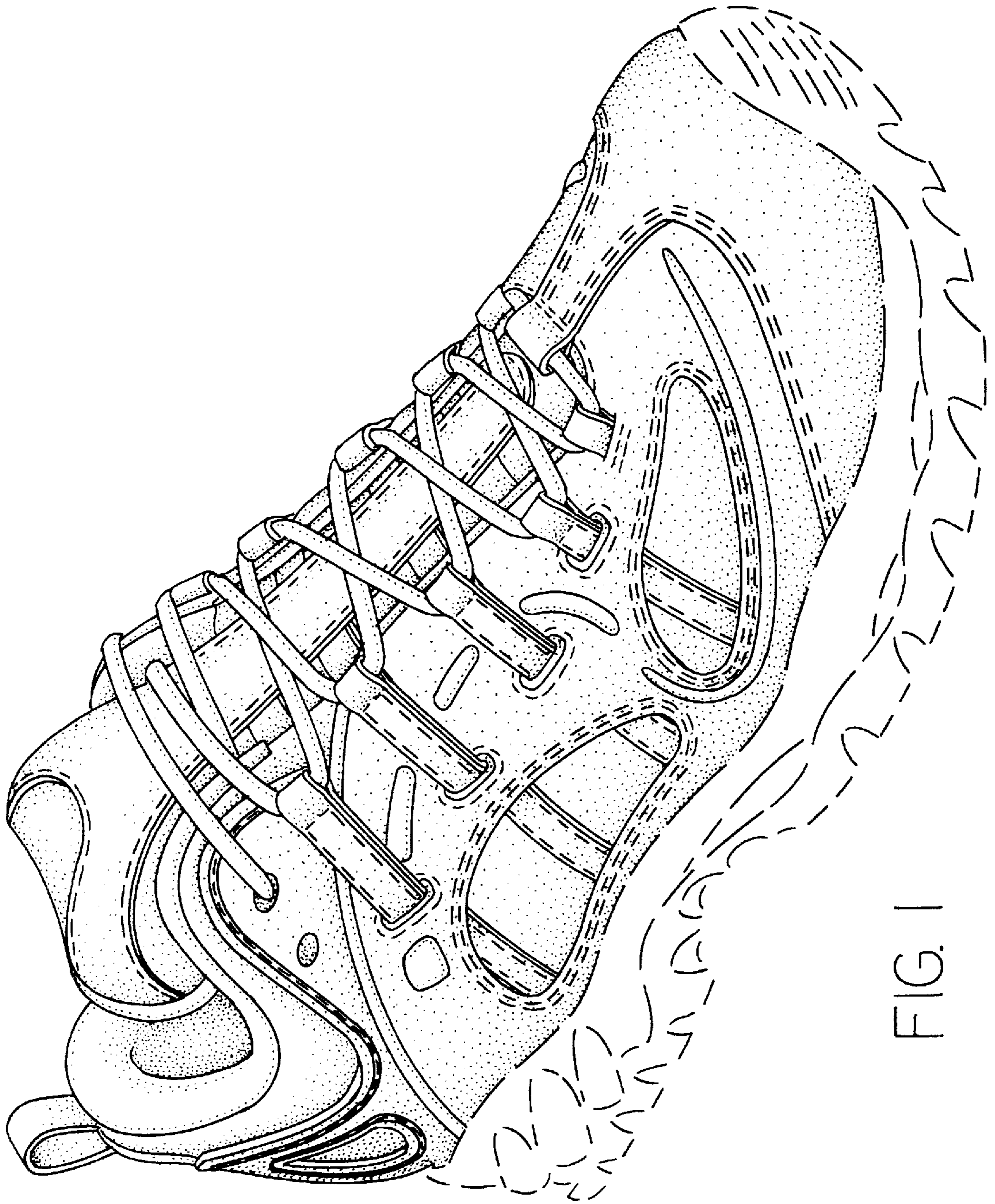


FIG. 1

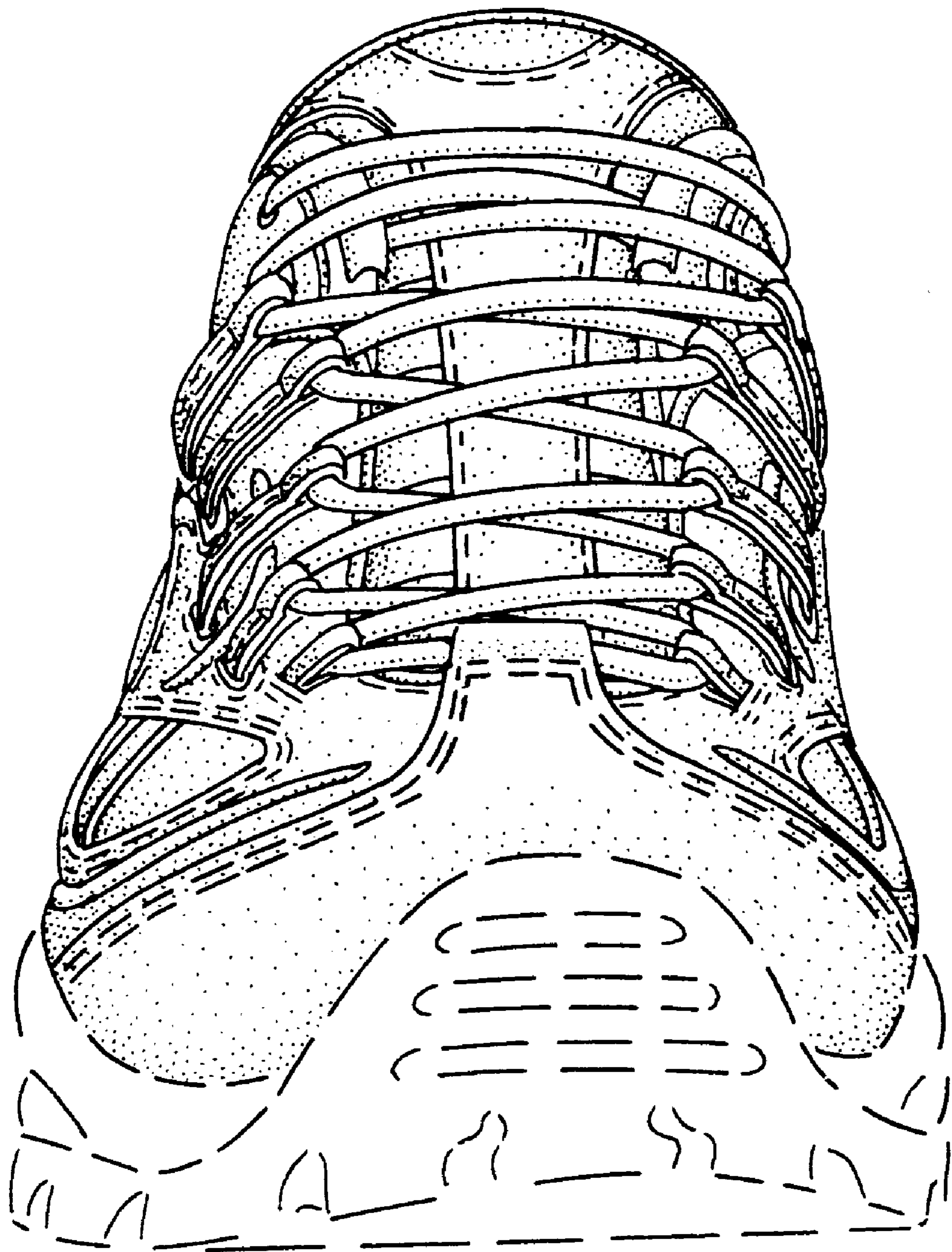


FIG. 2

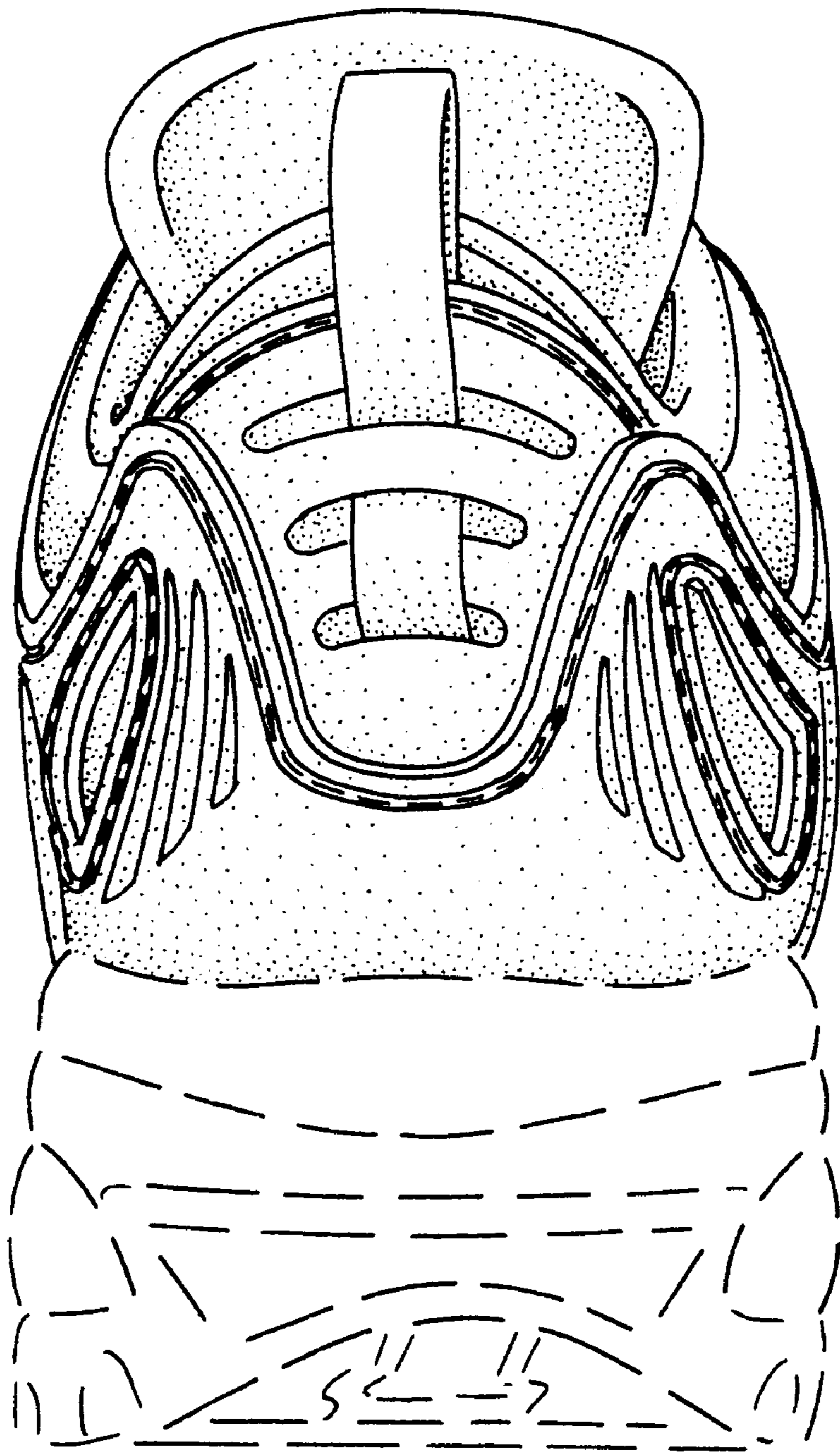


FIG. 3

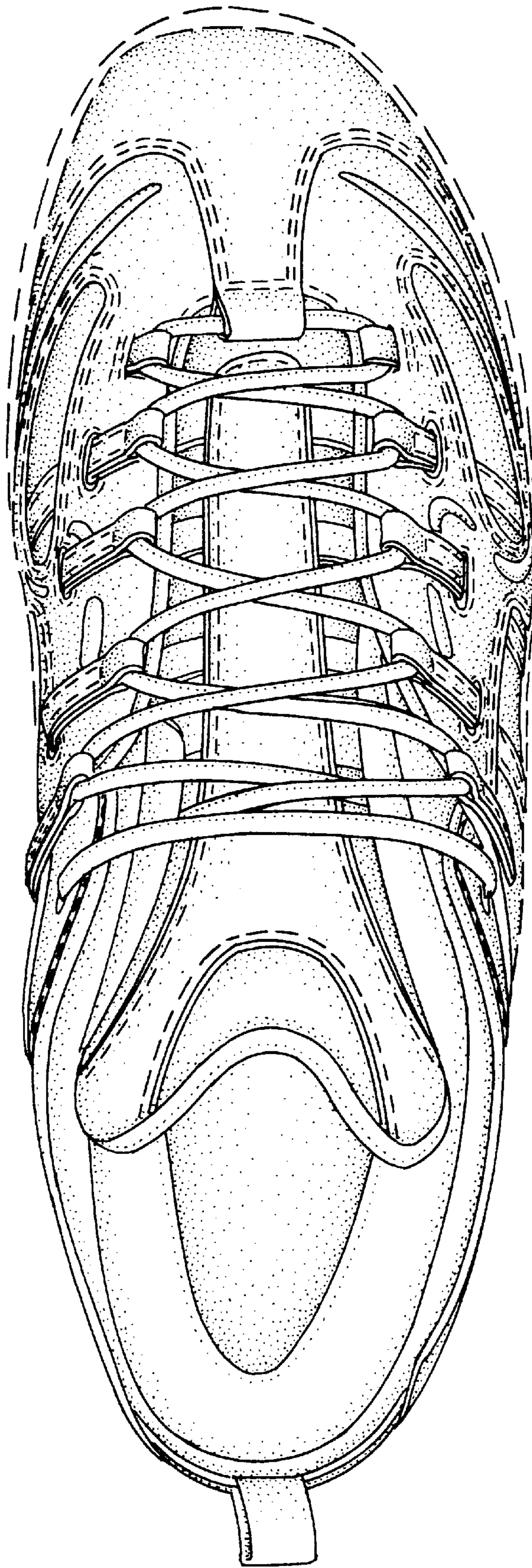


FIG. 4

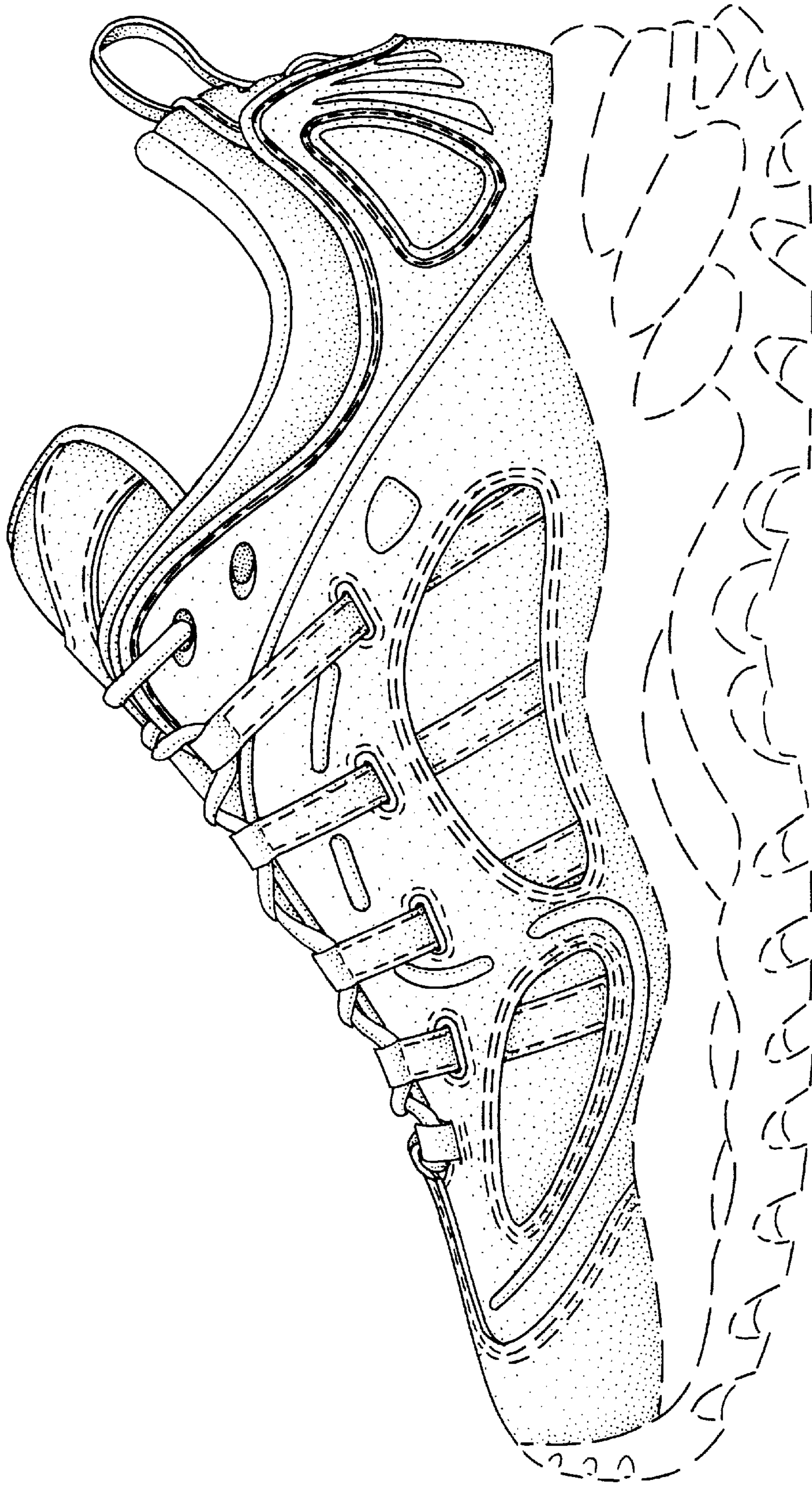


FIG. 5

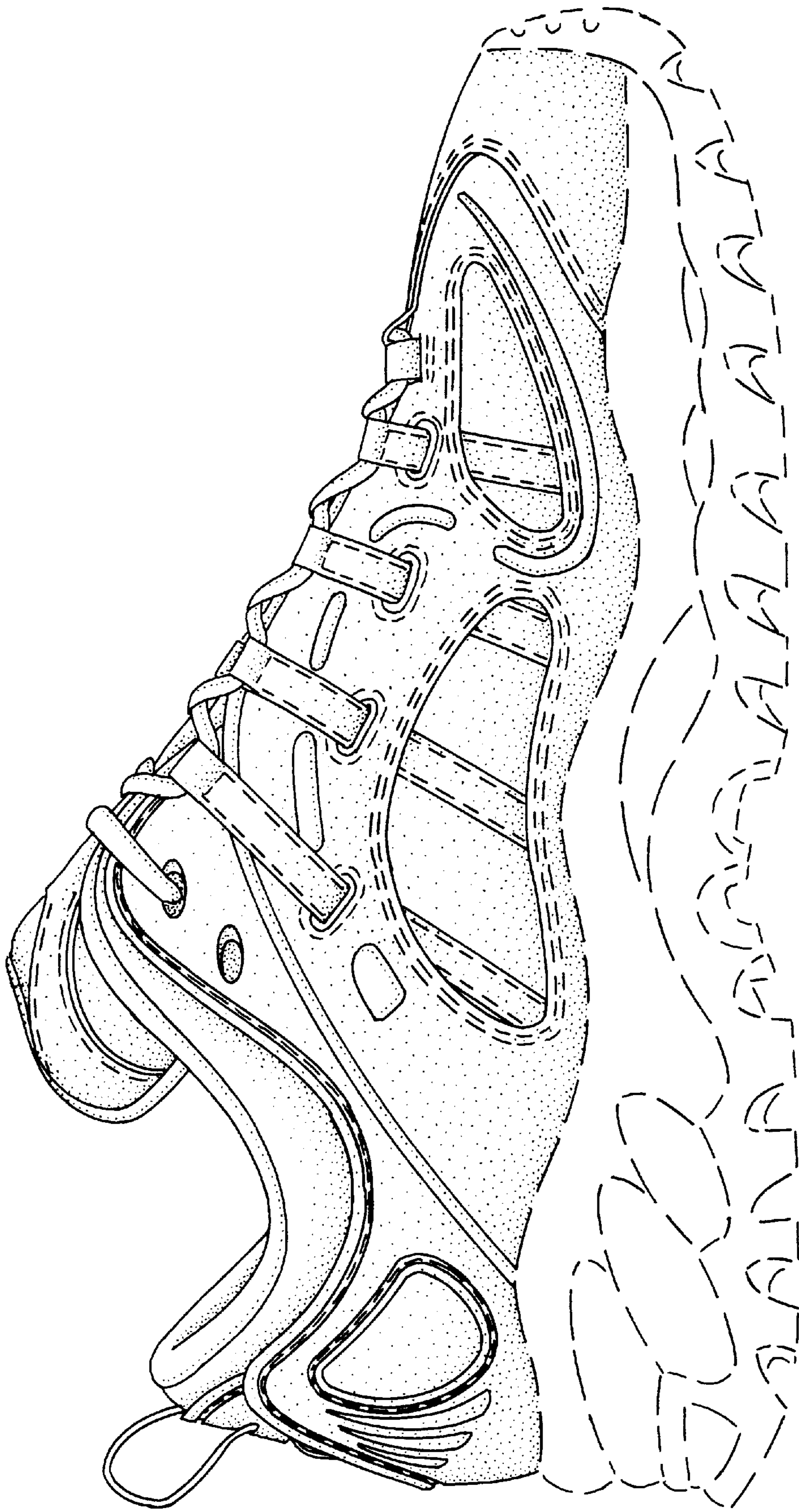


FIG. 6