



US00D430720S

United States Patent [19]

Williamson et al.

[11] Patent Number: Des. 430,720

[45] Date of Patent: ** Sep. 12, 2000

[54] FROZEN TREAT HOLDER

5,699,909 12/1997 Foster D9/305 X

[76] Inventors: **Glenda F Williamson; Stephen Quick**,
both of 17752 State Hwy. WW, Puxico,
Mo. 63960

Primary Examiner—Alan P. Douglas
Assistant Examiner—Linda Brooks

[**] Term: **14 Years**

[57] **CLAIM**

The ornamental design for a frozen treat holder, as shown and described.

[21] Appl. No.: **29/121,066**

[22] Filed: **Mar. 31, 2000**

DESCRIPTION

[51] **LOC (7) Cl.** **01-01**

[52] **U.S. Cl.** **D1/105**

[58] **Field of Search** D1/102, 105, 124,
D1/130, 199; 206/277, 457; D9/305, 306,
337, 338, 444, 430; 426/104, 106, 110,
112, 115, 122, 123; 383/200, 201

FIG. 1 is a top, front, right side perspective view of the frozen treat holder of the present invention;
FIG. 2 is a front elevational view of the frozen treat holder of FIG. 1, the rear being a mirror image thereof;
FIG. 3 is a left side elevational view of the frozen treat holder of FIG. 1;
FIG. 4 is a right side elevational view of the frozen treat holder of FIG. 1;
FIG. 5 is a top plan view of the frozen treat holder of FIG. 1; and,
FIG. 6 is a bottom plan view of the frozen treat holder of FIG. 1.

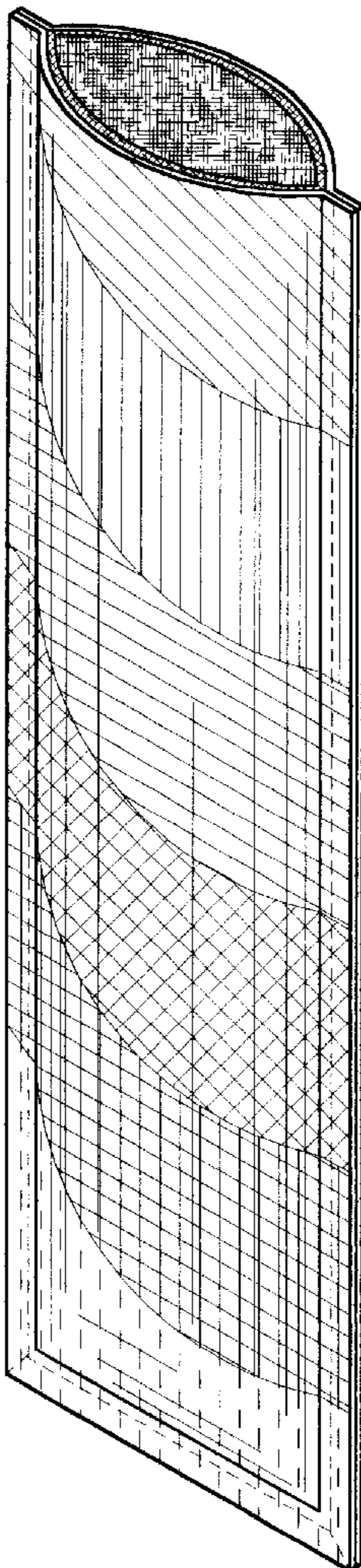
The drawing is lined for color.

[56] **References Cited**

U.S. PATENT DOCUMENTS

D. 171,695	3/1954	Gordon	D9/305
D. 250,556	12/1978	Shorin	D1/102
D. 418,747	1/2000	Sagel	D9/309
5,512,337	4/1996	Littmann et al.	428/35.4

1 Claim, 2 Drawing Sheets






Fig. 1

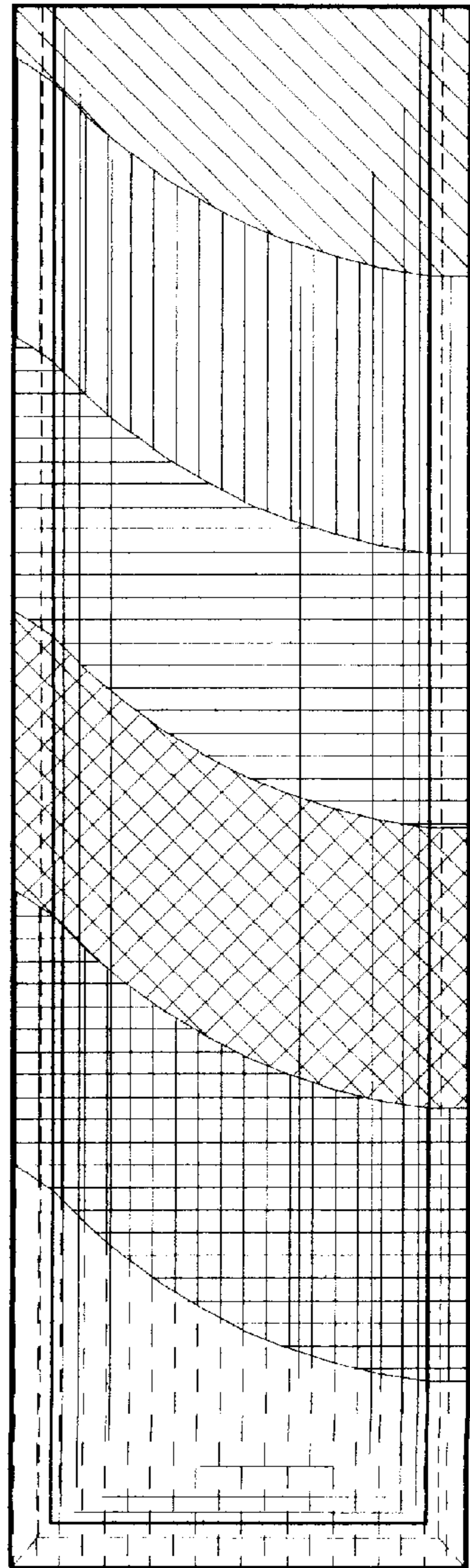


Fig. 2




Fig. 3

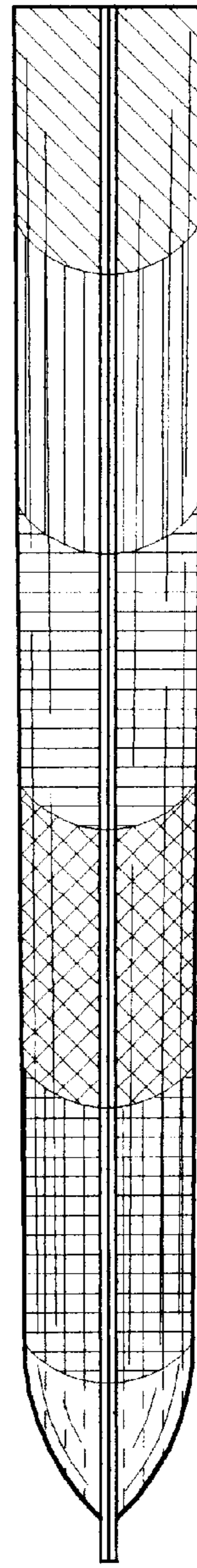


Fig. 4

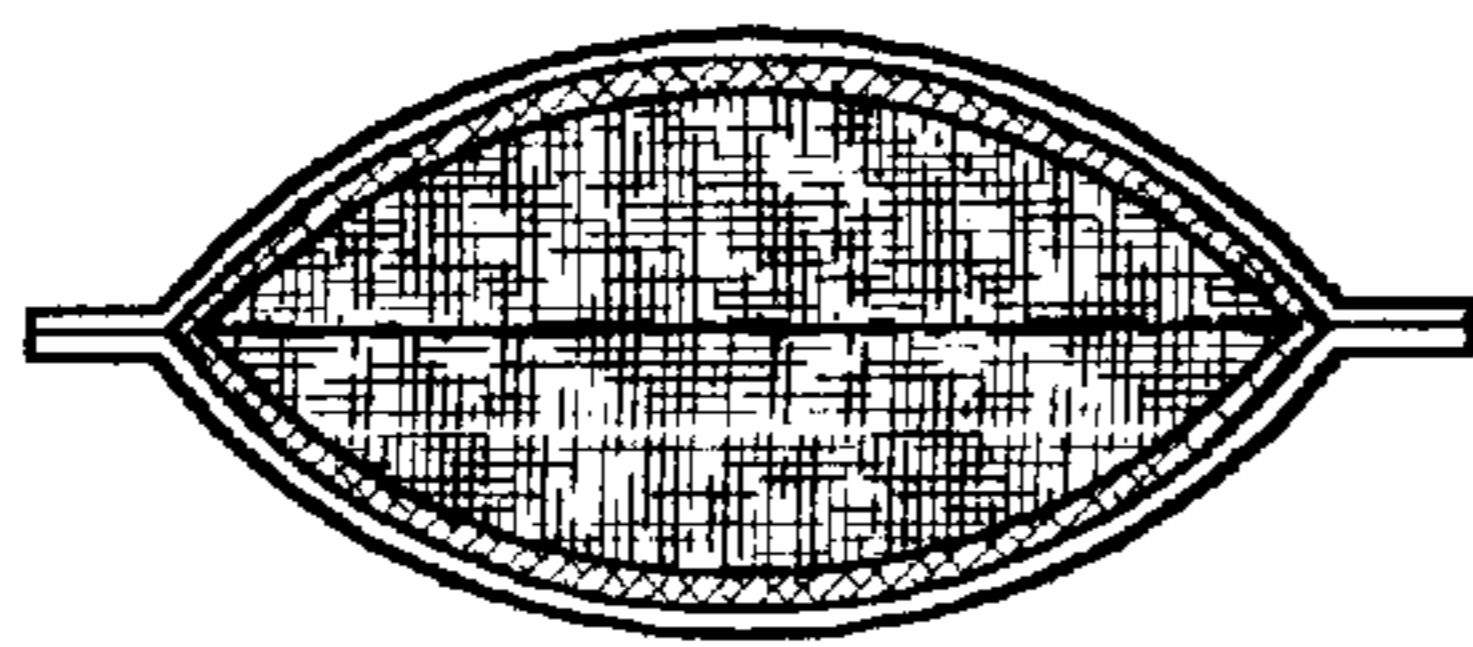


Fig. 5

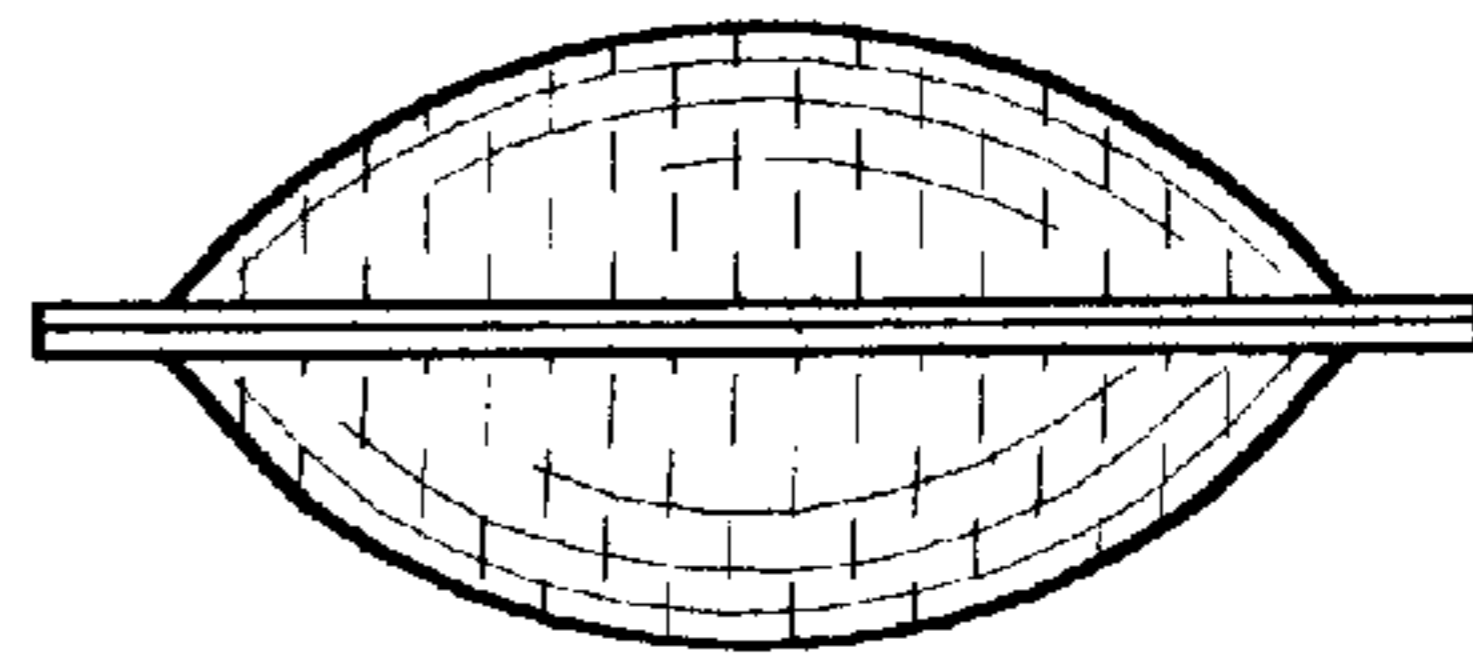


Fig. 6