



US00D430710S

United States Patent [19]
Sheely

[11] **Patent Number: Des. 430,710**

[45] **Date of Patent: ** Sep. 5, 2000**

[54] **DRINKING CUP FOR MINK PENS**

D. 383,252 9/1997 Pearce D30/119
D. 383,877 9/1997 Doornbos D30/119
D. 397,526 8/1998 Sheaffer D30/119

[76] Inventor: **Duane A. Sheely**, 141 S. 780 West,
Lehi, Utah 84043

[**] Term: **14 Years**

Primary Examiner—Louis S. Zarfaz
Assistant Examiner—Catherine R. Oliver
Attorney, Agent, or Firm—Terry M. Crellin

[21] Appl. No.: **29/105,529**

[57] **CLAIM**

[22] Filed: **May 27, 1999**

The ornamental design for the drinking cup for mink pens,
as shown and described.

[51] **LOC (7) Cl.** **30-03**

[52] **U.S. Cl.** **D30/129**

[58] **Field of Search** D30/121–133,
D30/119; 119/51.5, 61, 51.12, 52.1, 72,
74, 77, 52.2; D7/550.1, 551.1, 553.6, 509;
D24/123; 4/450; 604/317

DESCRIPTION

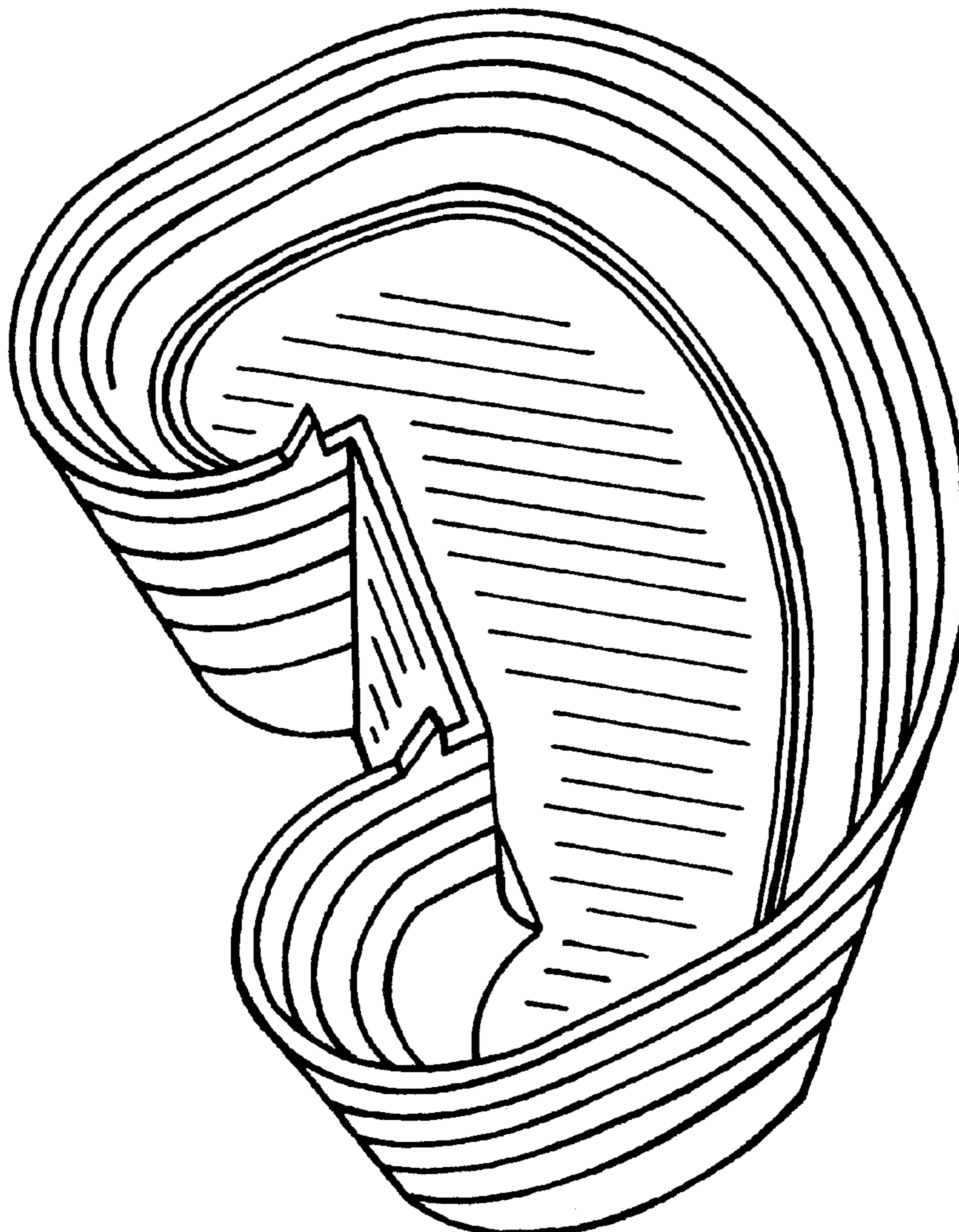
[56] **References Cited**

U.S. PATENT DOCUMENTS

D. 33,472 10/1900 Gambrel D30/121
D. 46,262 8/1914 Meinecke D24/123
D. 128,124 7/1941 Melville D7/509
D. 347,058 5/1994 Valentine D24/123

FIG. 1 is a top perspective view of the drinking cup for mink pens showing my new design;
FIG. 2 is a side elevational view, the opposite side elevational view being a mirror image thereof;
FIG. 3 is a front elevational view thereof;
FIG. 4 is a rear elevational view thereof;
FIG. 5 is a top plan view thereof; and,
FIG. 6 is a bottom plan view.

1 Claim, 2 Drawing Sheets



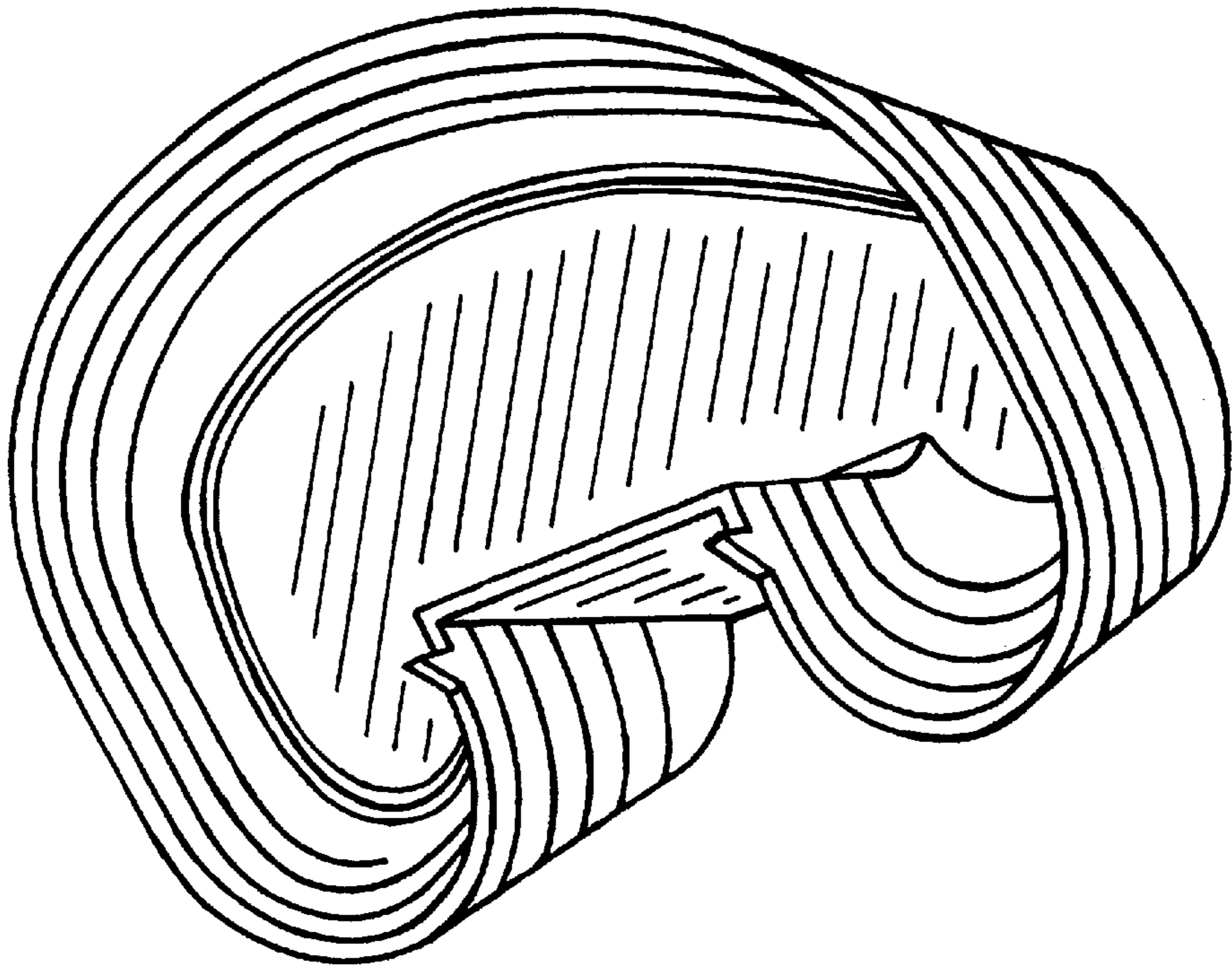


FIG. 1




FIG. 3




FIG. 2




FIG. 5

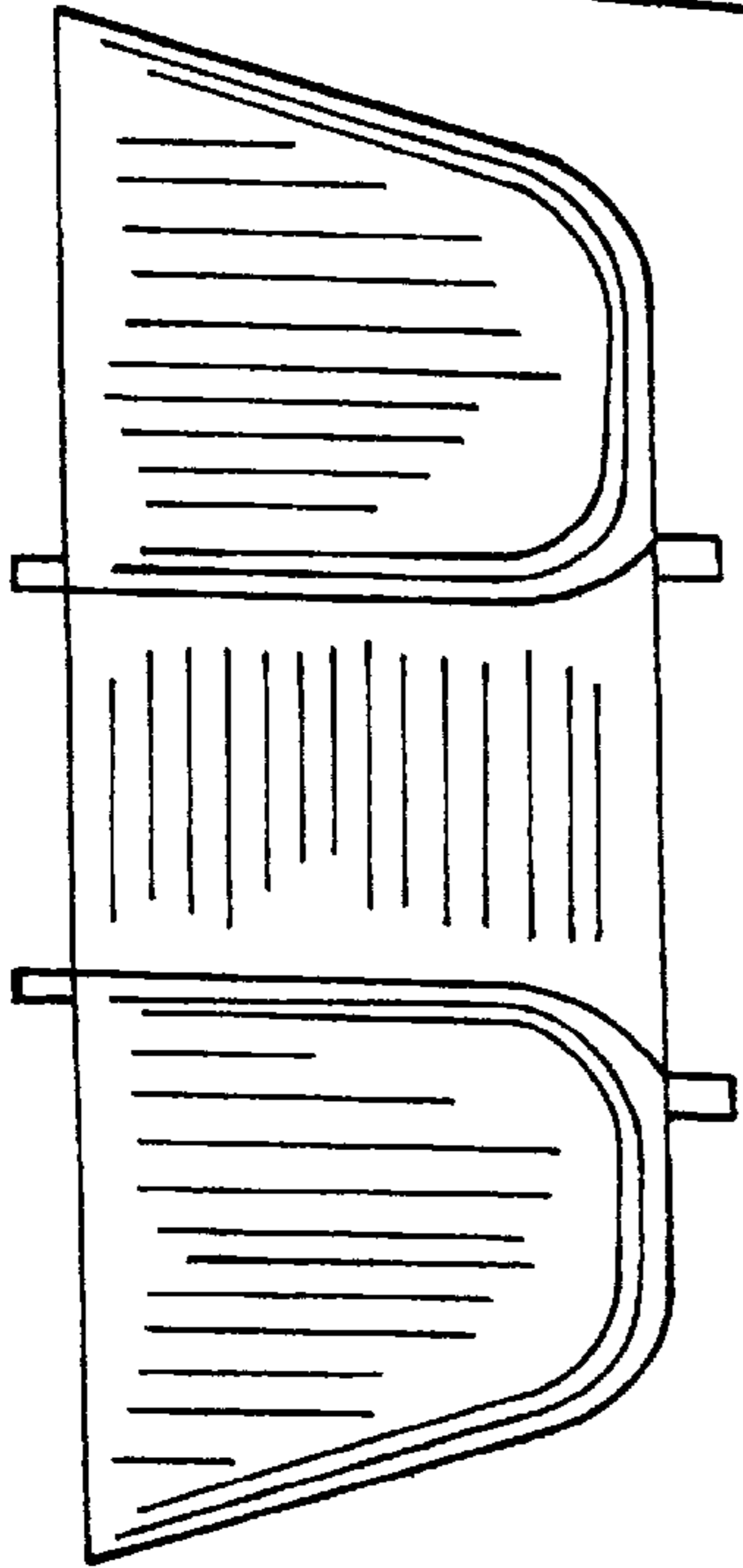


FIG. 4

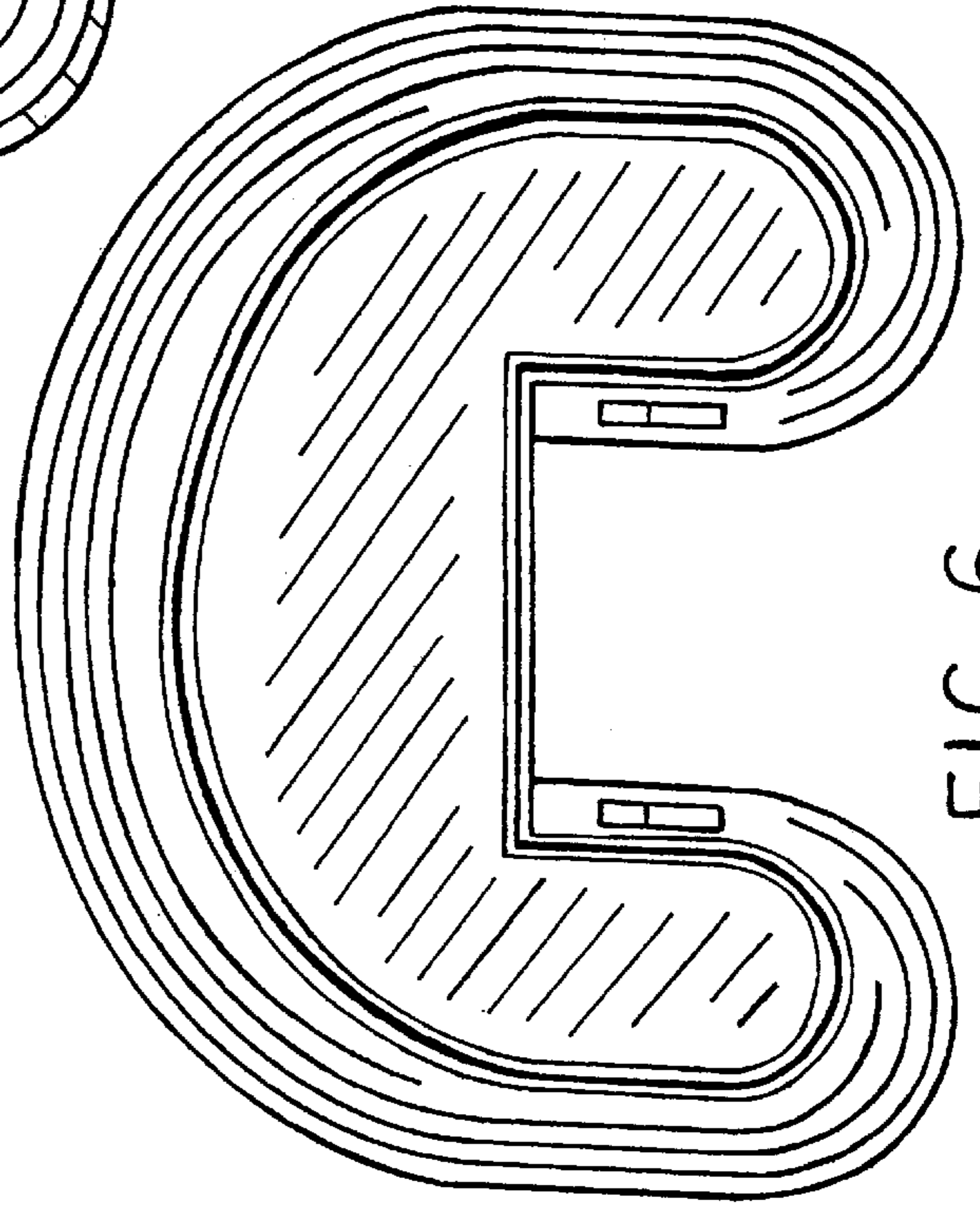


FIG. 6