



US00D430706S

# United States Patent [19]

[11] Patent Number: Des. 430,706

Sartena

[45] Date of Patent: \*\* Sep. 5, 2000

[54] HAIR ADORNMENT

[76] Inventor: Stacey Eve Sartena, 25 Old Pond Rd., Great Neck, N.Y. 11023

[\*\*] Term: 14 Years

[21] Appl. No.: 29/112,629

[22] Filed: Nov. 23, 1999

[51] LOC (7) Cl. .... 28-04

[52] U.S. Cl. .... D28/92

[58] Field of Search ..... D28/25, 28, 39, D28/40, 92, 41, 42, 43; 132/273, 274, 275, 276, 277, 278, 279, 53, 54, 55

5,549,127 8/1996 Chang .  
5,803,096 9/1998 Lee .  
5,873,377 2/1999 Yang .  
5,890,498 4/1999 Kawaguchi .

### FOREIGN PATENT DOCUMENTS

6823 7/1904 Denmark .  
421964 10/1910 France .  
460804 10/1912 France .  
540368 1/1921 France .  
126305 6/1921 Switzerland .  
135892 12/1924 Switzerland .  
362668 8/1962 Switzerland .  
23134 10/1897 United Kingdom .

### OTHER PUBLICATIONS

Hong Kong Enterprise p. 1139 #271, Oct. 1997.  
Hong Kong Enterprise p. 1121 #B454M, Oct. 1997.  
Henry Margu, front page, left wig with braids, Feb. 1980.

### [56] References Cited

#### U.S. PATENT DOCUMENTS

250,967 12/1881 Presser .  
D. 261,181 10/1981 Sands .  
D. 335,390 5/1993 Yim .  
D. 356,398 3/1995 Hafid .  
D. 381,119 7/1997 Chang .  
D. 381,767 7/1997 Chang .  
D. 384,786 10/1997 LaFauci .  
D. 403,109 12/1998 Potut ..... D28/40  
D. 410,302 5/1999 Yasuda ..... D28/40  
D. 414,586 9/1999 Yasuda ..... D28/40  
794,479 7/1905 Austin .  
1,346,718 7/1920 Muller .  
1,526,440 2/1925 Skaruda .  
1,594,741 8/1926 Lewis .  
1,714,358 5/1929 Finkelstein .  
2,620,809 12/1952 Rosen .  
2,651,310 9/1953 Selson .  
2,849,007 8/1958 Behr .  
4,254,783 3/1981 Kim .  
4,998,186 3/1991 Cocca .  
5,441,061 8/1995 Jordan et al. .  
5,501,239 3/1996 Walker ..... 132/275

*Primary Examiner*—Paula A. Mortimer  
*Attorney, Agent, or Firm*—Schweitzer Cornman Gross & Bondell LLP

### [57] CLAIM

The ornamental design for a hair adornment, as shown and described.

### DESCRIPTION

FIG. 1 is a front perspective view of the hair adornment of the invention.  
FIG. 2 is an enlarged partial front and top perspective view thereof, the opposite side being a mirror image.  
FIG. 3 is an enlarged partial front and bottom perspective view thereof, the opposite side being a mirror image; and,  
FIG. 4 is an enlarged partial end view thereof, the opposite end view being a mirror image.

1 Claim, 4 Drawing Sheets





FIG. 1




FIG. 2




FIG. 3




FIG 4