



US00D430705S

United States Patent [19] Lang

[11] **Patent Number: Des. 430,705**

[45] **Date of Patent: ** Sep. 5, 2000**

[54] **PROPEL/REPEL DISPENSER WITH COLLAR**

[75] Inventor: **Frank J. Lang**, Warrenville, Ill.

[73] Assignee: **Federal Package Network, Inc.**,
Chaska, Minn.

[**] Term: **14 Years**

[21] Appl. No.: **29/111,021**

[22] Filed: **Sep. 21, 1999**

[51] **LOC (7) Cl.** **28-03**

[52] **U.S. Cl.** **D28/89**

[58] **Field of Search** D28/7, 76-91.1;
D9/500, 502-504, 529, 549, 555-559, 569;
132/317, 318, 320; 206/385; 220/DIG. 26;
401/88, 89, 98

[56] **References Cited**

U.S. PATENT DOCUMENTS

- D. 180,110 4/1957 Slater D28/89
- D. 255,054 5/1980 Kingsford D28/89

- D. 303,303 9/1989 Cardia D28/88
- D. 335,086 4/1993 Wacker D9/529
- D. 375,256 11/1996 Chadfield D9/529
- D. 389,279 1/1998 Ryder D28/89
- D. 413,799 9/1999 Schlatter D9/529
- 4,393,975 7/1983 Moore D28/88

Primary Examiner—Raphael Barkai
Attorney, Agent, or Firm—Breiner & Breiner

[57] **CLAIM**

The ornamental design for a propel/repel dispenser with collar, as shown and described.

DESCRIPTION

FIG. 1 is a top view of FIG. 2;
FIG. 2 is a side view of a first embodiment, wherein each side is a mirror image of the others;
FIG. 3 is a side view of a second embodiment, wherein each side is a mirror image of the others;
FIG. 4 is an exploded side view of FIG. 3; and,
FIG. 5 is a cross-sectional view taken along line 5—5 of FIG. 4.

1 Claim, 1 Drawing Sheet




FIG. 1



FIG. 2




FIG. 3




FIG. 4

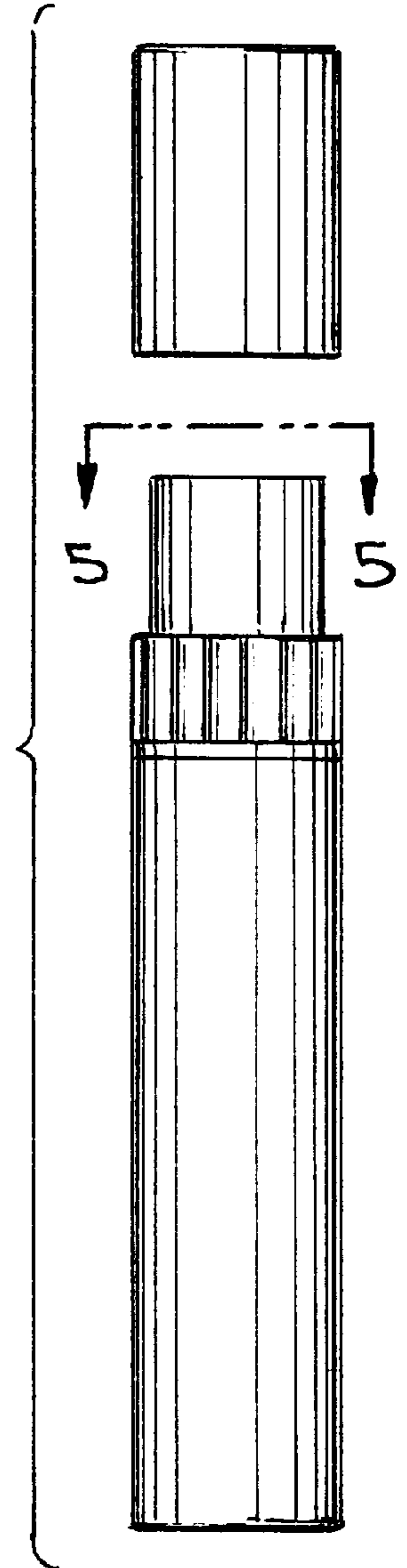


FIG. 5

