



US00D430688S

United States Patent [19] Plunk

[11] **Patent Number: Des. 430,688**

[45] **Date of Patent: ** Sep. 5, 2000**

[54] **FLOURESCENT LAMP FIXTURE**

2,761,058 8/1956 Lipscomb 362/279

[75] Inventor: **Carlton Plunk**, Saltillo, Miss.

Primary Examiner—Susan J. Lucas
Attorney, Agent, or Firm—Hill & Simpson

[73] Assignee: **Genlyte Thomas Group LLC**,
Louisville, Ky.

[57] **CLAIM**

[**] Term: **14 Years**

The ornamental design for a “Flourescent lamp fixture,” as shown and described.

[21] Appl. No.: **29/110,796**

DESCRIPTION

[22] Filed: **Sep. 15, 1999**

[51] **LOC (7) Cl.** **26-05**

[52] **U.S. Cl.** **D26/76**

[58] **Field of Search** D26/75–78, 24,
D26/118; 362/217, 218, 219, 222, 223,
279, 290, 291, 297, 362

FIG. 1 is a perspective view of the flourescent lamp fixture of this invention showing the top and right side end.

FIG. 2 is a perspective view of the lamp fixture of FIG. 1 showing the bottom of the fixture from the right side end.

FIG. 3 is a top plan view of the fixture of FIG. 1.

FIG. 4 is a side elevational view of the fixture of FIG. 1 and of the opposite side view being the same.

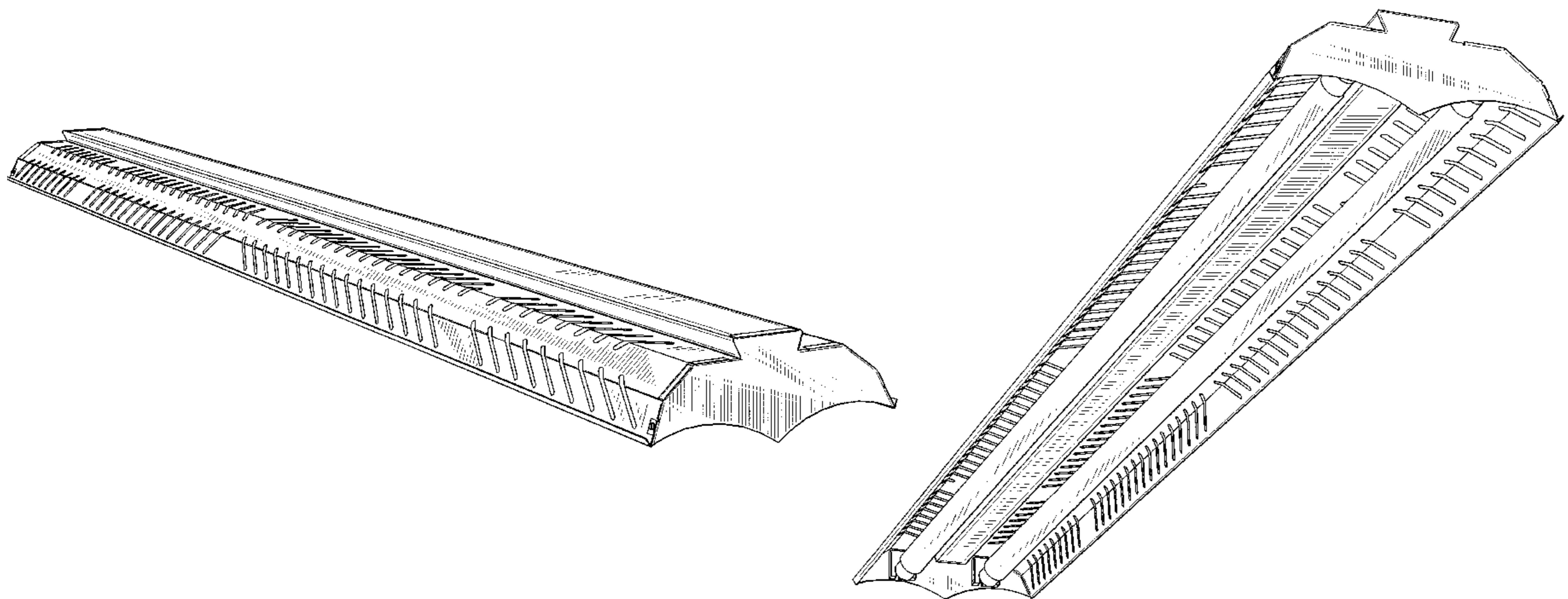
FIG. 5 is a bottom plan view of the fixture of FIG. 1; and;
FIG. 6 is an end side view of the fixture of FIG. 1 on a reduced scale, the opposite end side view being the same.

[56] **References Cited**

U.S. PATENT DOCUMENTS

D. 404,160 1/1999 Herst et al. D26/76
2,338,077 12/1943 Scribner D26/76 X

1 Claim, 3 Drawing Sheets



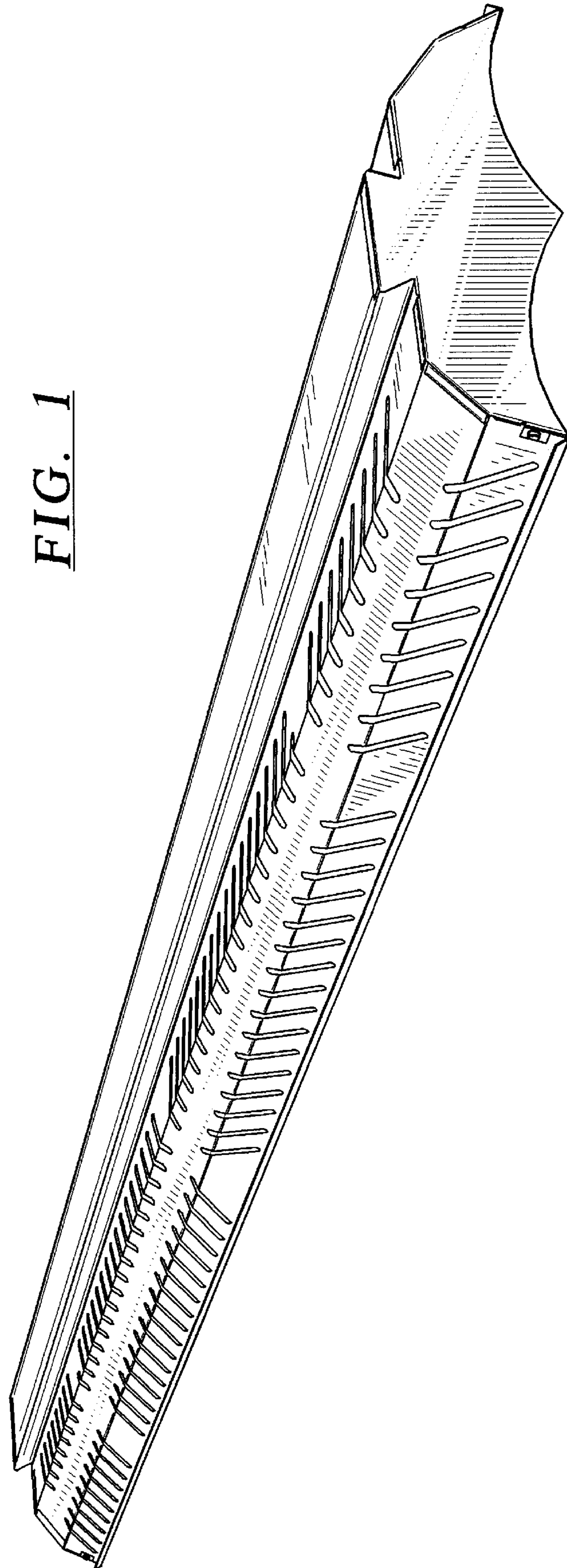


FIG. 1

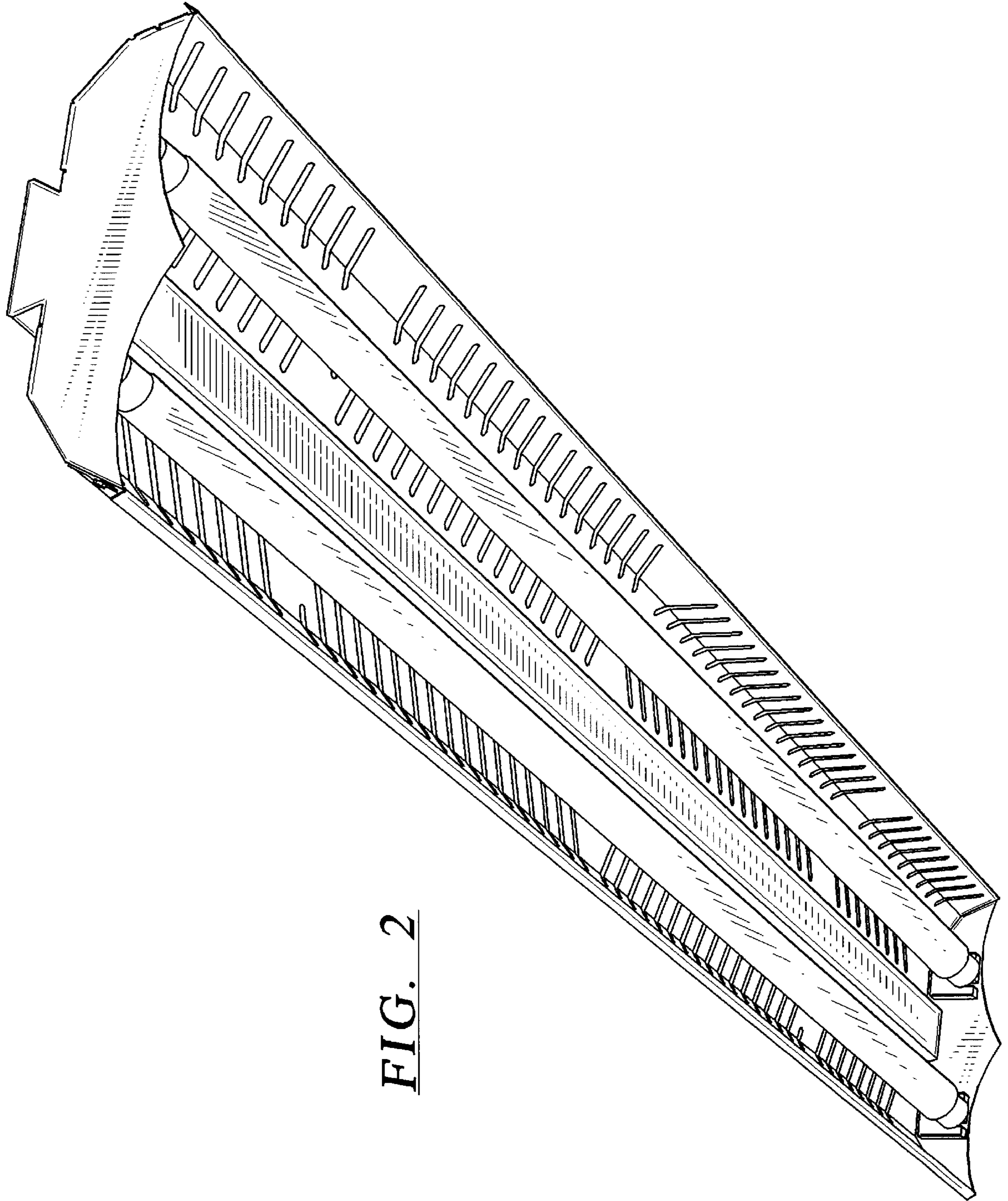


FIG. 2

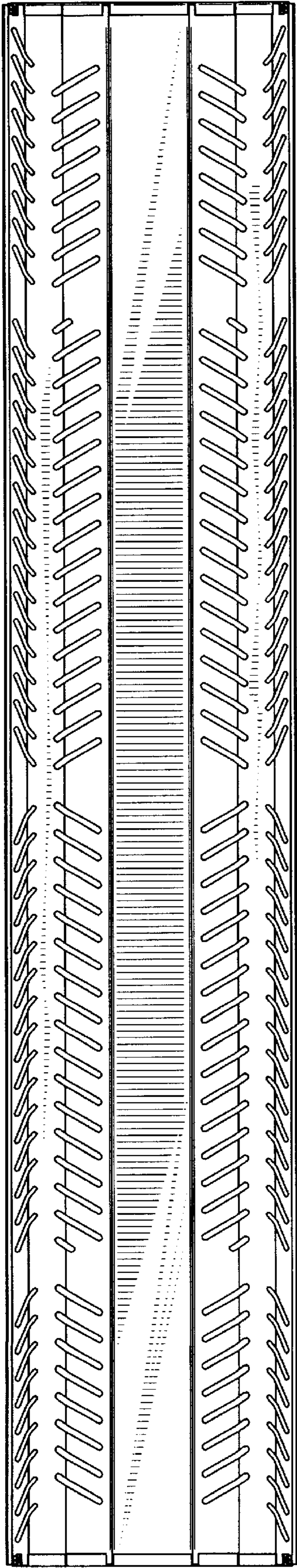


FIG. 3

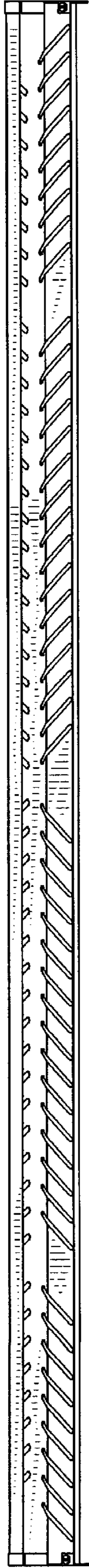


FIG. 4

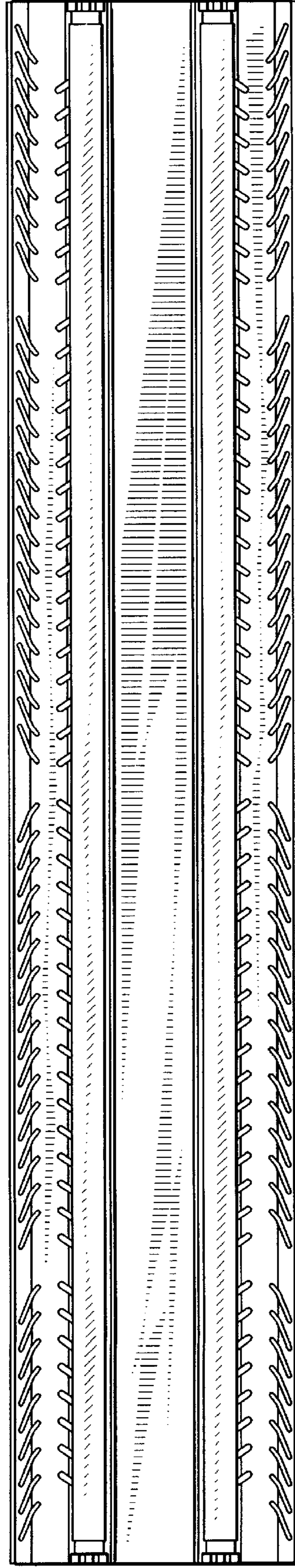


FIG. 5




FIG. 6