



US00D430684S

United States Patent [19]
Yamamoto

[11] **Patent Number: Des. 430,684**

[45] **Date of Patent: ** Sep. 5, 2000**

[54] **AUXILIARY LAMP FOR AN AUTOMOBILE**

Attorney, Agent, or Firm—Saidman DesignLaw Group

[75] Inventor: **Teruaki Yamamoto**, Tokyo, Japan

[57] **CLAIM**

[73] Assignee: **PIAA Design International Corporation**, Japan

The ornamental design for an auxiliary lamp for an automobile, as shown and described.

[**] Term: **14 Years**

DESCRIPTION

[21] Appl. No.: **29/091,909**

[22] Filed: **Aug. 7, 1998**

[30] **Foreign Application Priority Data**

Feb. 9, 1998 [JP] Japan 10-3095

[51] **LOC (7) Cl.** **26-04**

[52] **U.S. Cl.** **D26/28**

[58] **Field of Search** D26/28-36; 362/81, 362/82, 83, 326, 329-340, 418, 419

FIG. 1 is a top perspective view of an auxiliary lamp for an automobile showing my new design;

FIG. 2 is a front plan view thereof;

FIG. 3 is a rear plan view thereof;

FIG. 4 is a right side view thereof;

FIG. 5 is a left side view thereof;

FIG. 6 is a top plan view thereof;

FIG. 7 is a bottom plan view thereof; and,

FIG. 8 is a bottom perspective view thereof.

[56] **References Cited**

U.S. PATENT DOCUMENTS

- D. 390,979 2/1998 Namamoto D26/28
- D. 390,980 2/1998 Yamamoto D26/28
- D. 407,168 3/1999 Arakelian D26/28
- D. 414,572 9/1999 Chung D26/28

The small, white electrical connector and attached wiring shown incidentally in FIGS. 3, 4, 5, 6 and 7 are environmental only and form no part of the claimed design.

The letters "PIAA" appearing on the front of the translucent glass portions in FIGS. 1, 2 and 8 are environmental only and form no part of the claimed design.

OTHER PUBLICATIONS

"Dual Sport 900", PIAA Motor Racing Project Japan, PIAA Corporation, Apr. 1998.

*Primary Examiner—*Marcus A. Jackson

1 Claim, 4 Drawing Sheets



FIG. 1




FIG. 2




FIG. 3




FIG. 4




FIG. 5




FIG. 6




FIG. 7




FIG. 8

