US00D430671S

United States Patent [19]

Shute

[11] Patent Number: Des. 430,671

[45] Date of Patent: ** Sep. 5, 2000

[54] **OBSTETRICAL FORCEPS**

[76] Inventor: **Wallace B. Shute**, 300 Island Park Drive, Ottawa, Ontario, Canada, K1V 0A7

[**] Term: **14 Years**

[21] Appl. No.: **29/104,643**

[22] Filed: **May 10, 1999**

[51] **LOC (7) Cl.** **24-02**

[52] **U.S. Cl.** **D24/143**

[58] **Field of Search** D24/143, 149, D24/107, 153; 606/119, 122, 121, 127, 126, 205, 207, 206

[56] **References Cited**

U.S. PATENT DOCUMENTS

1,585,523	5/1926	Barton	606/122
2,757,673	8/1956	Shute	606/122
4,151,846	5/1979	Zeppelin et al.	606/122
4,248,233	2/1981	Zeppelin et al.	606/122
5,674,243	10/1997	Hale	606/205
5,849,017	12/1998	Reynolds et al.	606/122

Primary Examiner—Ian Simmons
Attorney, Agent, or Firm—Robert G. Hendry

[57] **CLAIM**

The ornamental design for a obstetrical forceps, as shown.

DESCRIPTION

FIG. **1** is a front elevational view of the obstetrical forceps;
FIG. **2** is a back elevational view of the obstetrical forceps;
FIG. **3** is a right side elevational view of the obstetrical forceps;
FIG. **4** is a left side elevational view of the obstetrical forces;
FIG. **5** is a bottom view of the obstetrical forceps; and,
FIG. **6** is a top view of the obstetrical forceps.

1 Claim, 2 Drawing Sheets

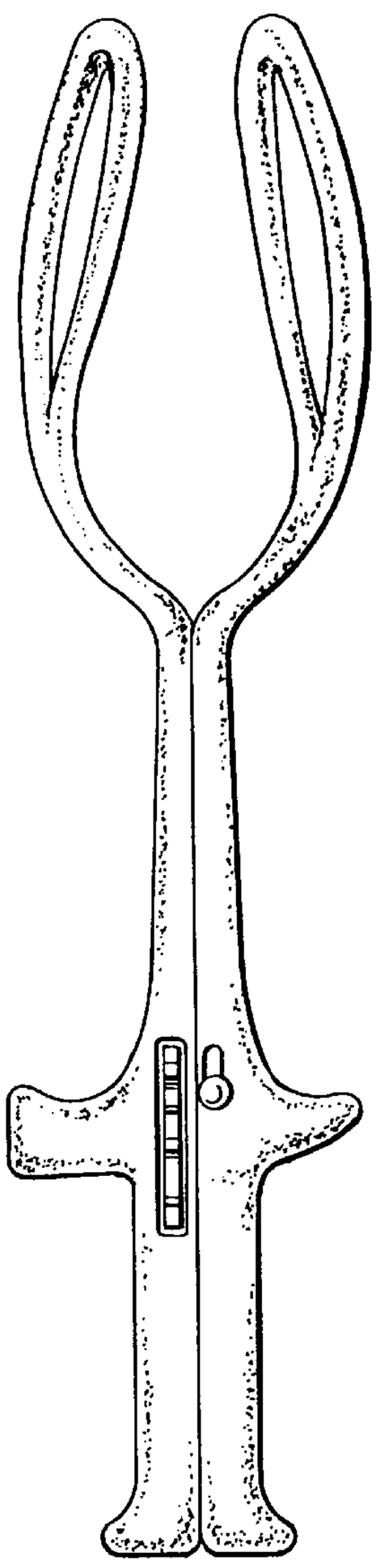

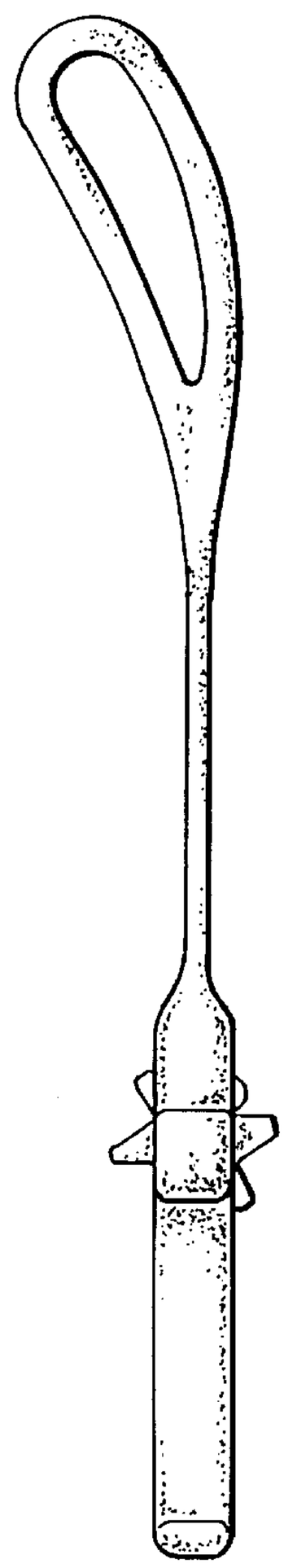

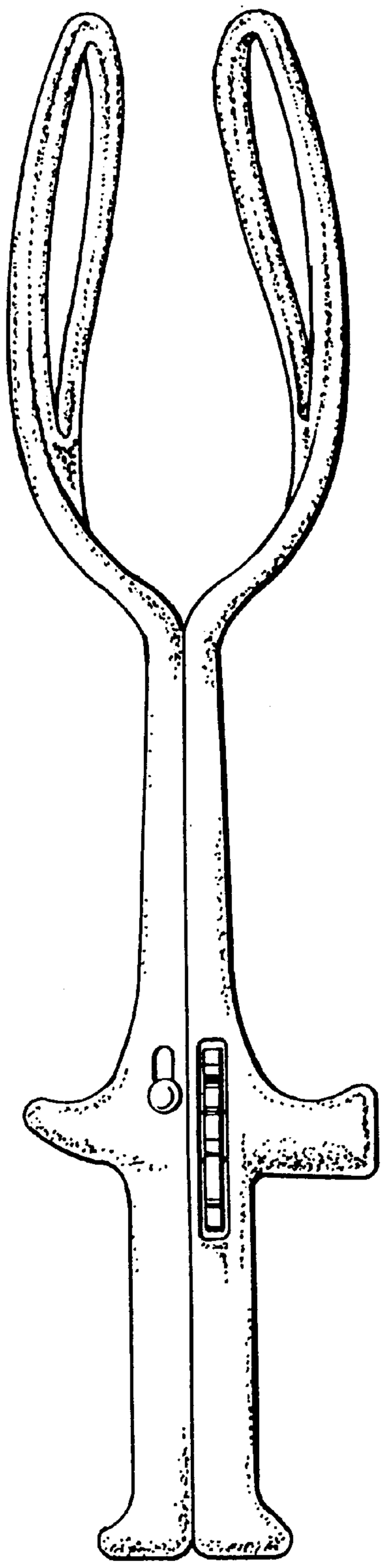

FIG. 1

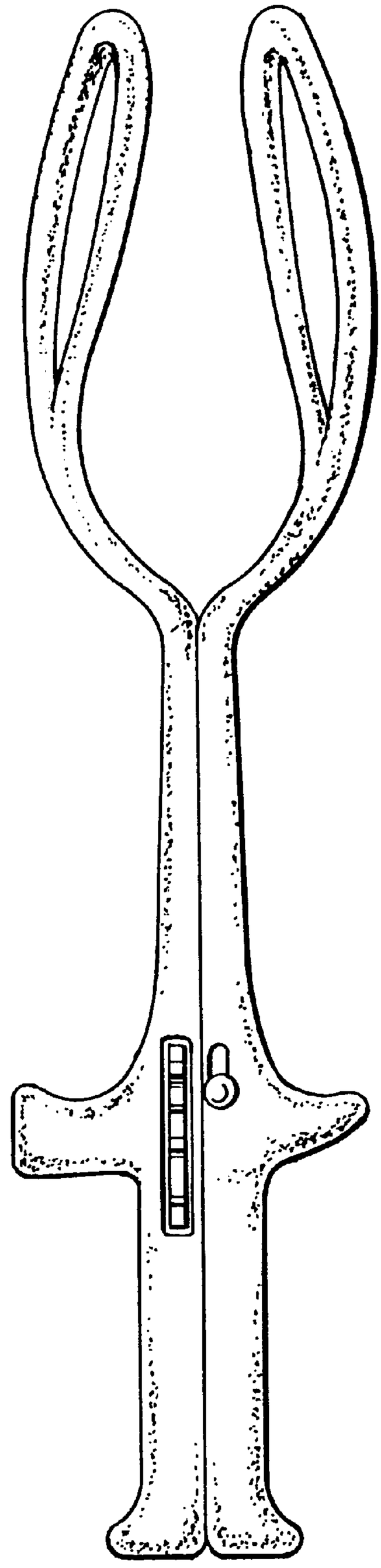

FIG. 2

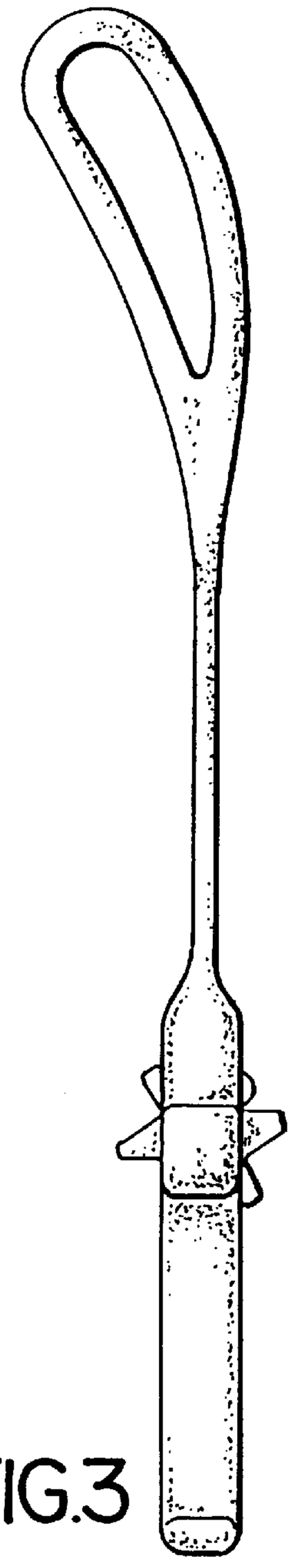

FIG.3

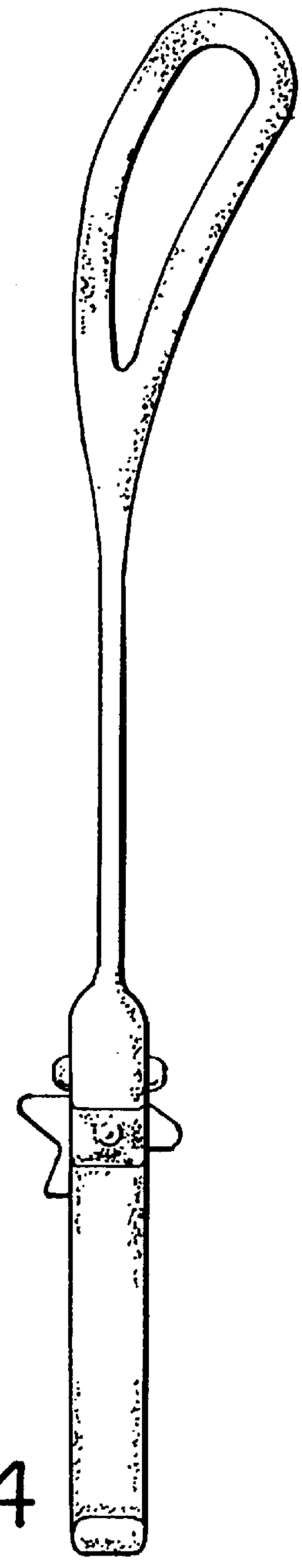

FIG.4

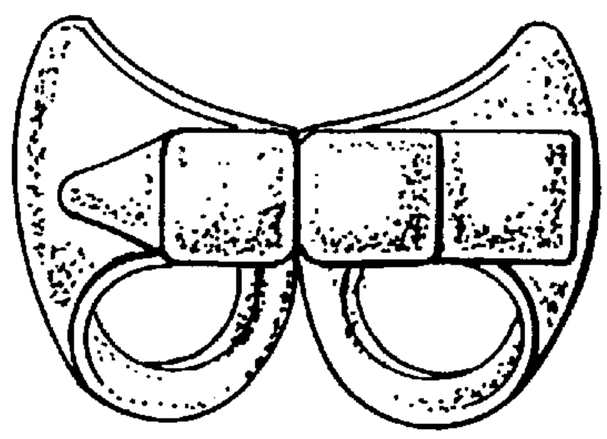

FIG.5

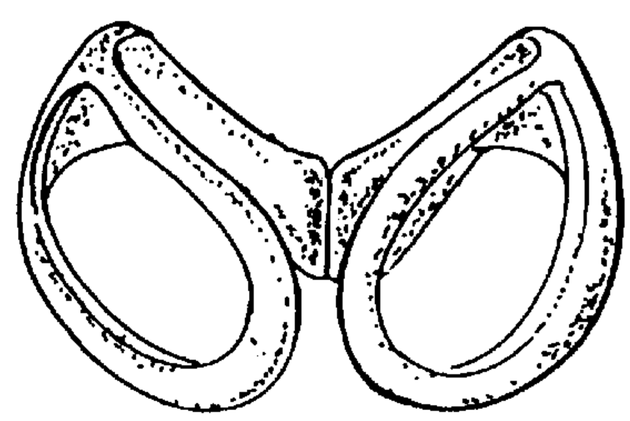

FIG.6