



US00D430670S

United States Patent [19]
Bonthuys

[11] **Patent Number: Des. 430,670**
[45] **Date of Patent: ** Sep. 5, 2000**

[54] **PUMP DEVICE**

[76] Inventor: **Barend Willem Bonthuys**, 730 Tetra Avenue, Moreleta Park 0044, South Africa

[**] Term: **14 Years**

[21] Appl. No.: **29/101,197**

[22] Filed: **Feb. 26, 1999**

[51] **LOC (7) Cl.** **24-02**

[52] **U.S. Cl.** **D24/143**

[58] **Field of Search** D24/143, 115;
D15/7; 600/38, 39, 40, 41

[56] **References Cited**

U.S. PATENT DOCUMENTS

D. 330,081	10/1992	Walsh	D24/143
D. 345,420	3/1994	Stewart, Sr.	D24/143
1,225,341	5/1917	Lederer	600/38
2,870,797	1/1959	Marchant	D24/115
3,820,533	6/1974	Jones	600/38
5,020,522	6/1991	Stewart	600/38

5,421,808	6/1995	Osbon et al.	600/38
5,462,514	10/1995	Harris	600/38
5,624,378	4/1997	Baldecchi	600/38
5,782,621	7/1998	Harris	417/470

FOREIGN PATENT DOCUMENTS

347300 8/1960 Switzerland .

Primary Examiner—Ian Simmons
Attorney, Agent, or Firm—Ladas & Parry


[57] **CLAIM**

I claim the ornamental design for pump device, as shown and described.

DESCRIPTION

FIG. 1 is a front view of the pump device showing my new design;
FIG. 2 is a side view of the pump device, the opposite side view being a mirror image and, therefore, not shown;
FIG. 3 is a rear view of the pump device;
FIG. 4 is a top plan view of the pump device; and,
FIG. 5 is a bottom plan view of the pump device.

1 Claim, 4 Drawing Sheets



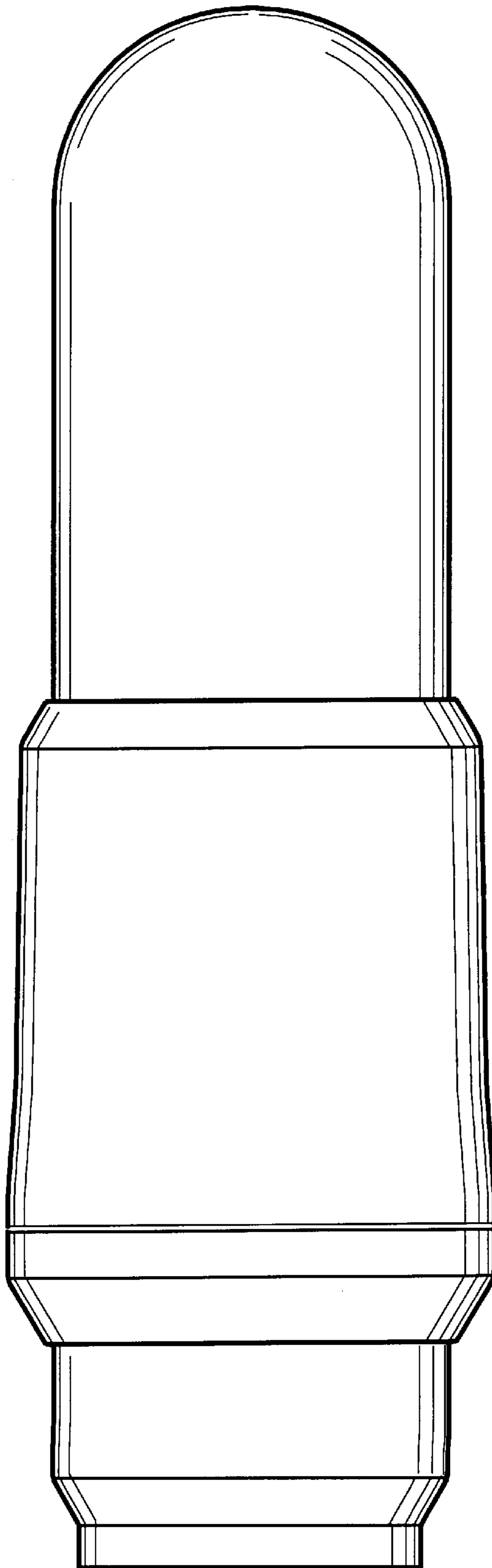


FIG 1




FIG 2

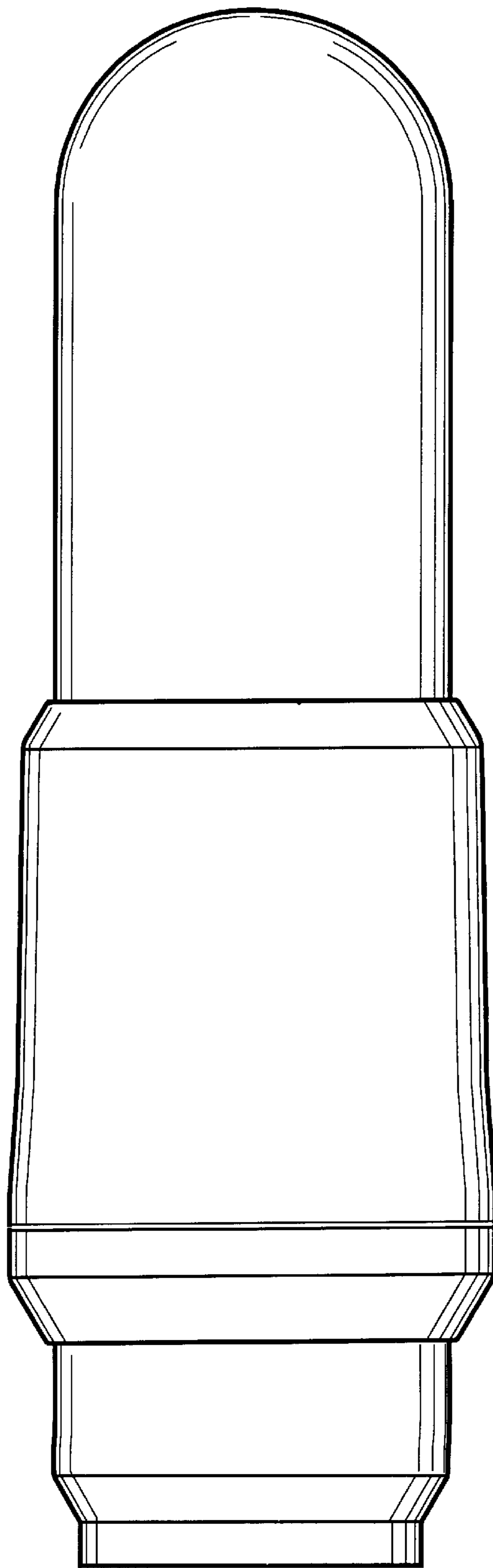


FIG 3

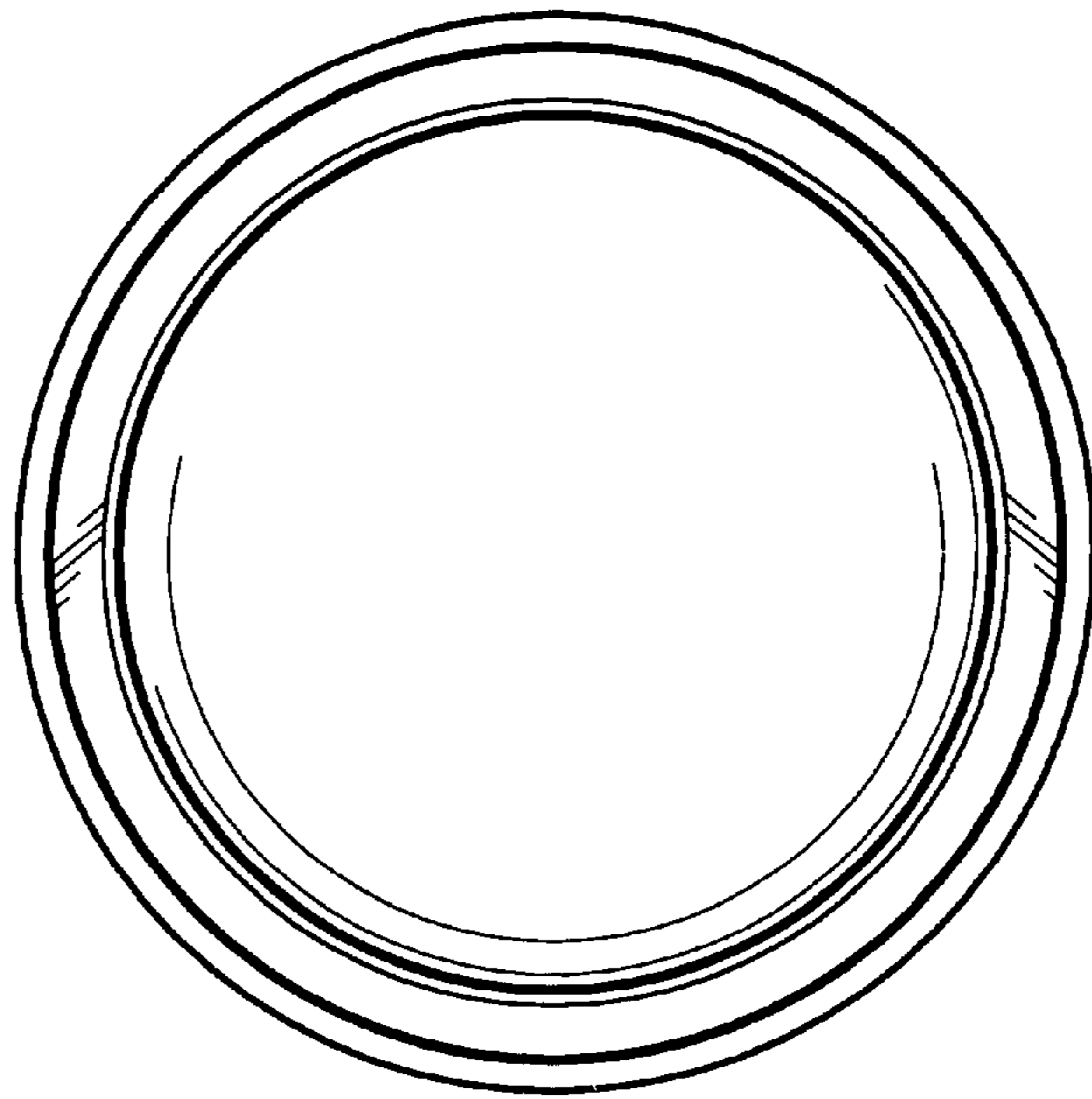


FIG 4

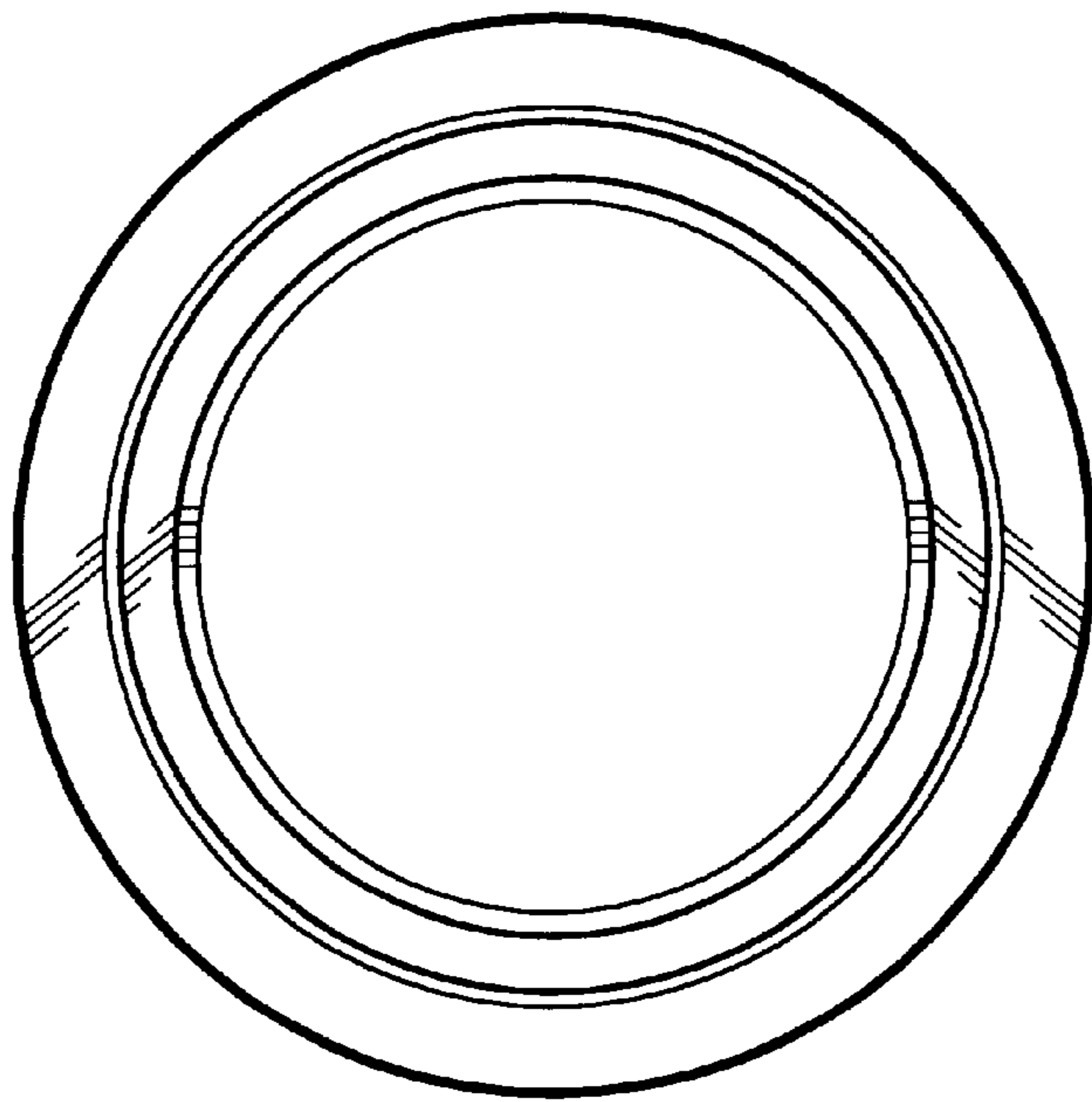


FIG 5