



US00D430655S

**United States Patent** [19]  
**Anderson**

[11] **Patent Number: Des. 430,655**

[45] **Date of Patent: \*\* Sep. 5, 2000**

[54] **URINAL**

5,387,205 2/1995 Cummins .

[75] Inventor: **Robert Anderson**, Scottsdale, Ariz.

**OTHER PUBLICATIONS**

[73] Assignee: **Premium Plastics, Inc.**, Chicago, Ill.

black-and-white prints of digital photographs of side, front, and back views of Vollrath Group urinal, undated, admitted prior art.

[\*\*] Term: **14 Years**

black-and-white prints of digital photographs of side, front, and back views of Premium urinal, undated, admitted prior art.

[21] Appl. No.: **29/113,932**

[22] Filed: **Nov. 15, 1999**

*Primary Examiner*—Eric Watterson

[51] **LOC (7) Cl.** ..... **23-02**

*Attorney, Agent, or Firm*—Rockey, Milnamow & Katz, Ltd.

[52] **U.S. Cl.** ..... **D23/302**

[58] **Field of Search** ..... D23/302; D24/121–123;  
4/144.1, 144.2, 144.3, 144.4; 604/328, 329,  
347, 350, 331, 349, 346

[57] **CLAIM**

The ornamental design for a urinal, as shown and described.

[56] **References Cited**

**DESCRIPTION**

**U.S. PATENT DOCUMENTS**

D. 297,462	8/1988	Meunchen	.....	D24/122
D. 304,373	10/1989	Floyd	.....	D24/122
D. 372,075	7/1996	Baxley	.....	D23/302
D. 390,657	2/1998	Asta	.....	D24/122
3,479,671	11/1969	Beich	.	
3,727,244	4/1973	Collins	.....	4/144.3
3,776,235	12/1973	Ratliffe et al.	.....	604/329
4,194,508	3/1980	Anderson	.....	604/329
4,309,779	1/1982	Knight	.	
4,610,675	9/1986	Triunfol	.....	604/329
4,681,572	7/1987	Tokarz et al.	.....	604/329
4,911,698	3/1990	Wapner	.....	604/329
5,343,570	9/1994	Arpaia et al.	.....	4/144.1

FIG. 1 is a perspective view of a urinal showing my new design;

FIG. 2 is a side view thereof, as seen from the left side in FIG. 1, a side view taken from the right side in FIG. 1 being a mirror image of FIG. 2;

FIG. 3 is a top view thereof;

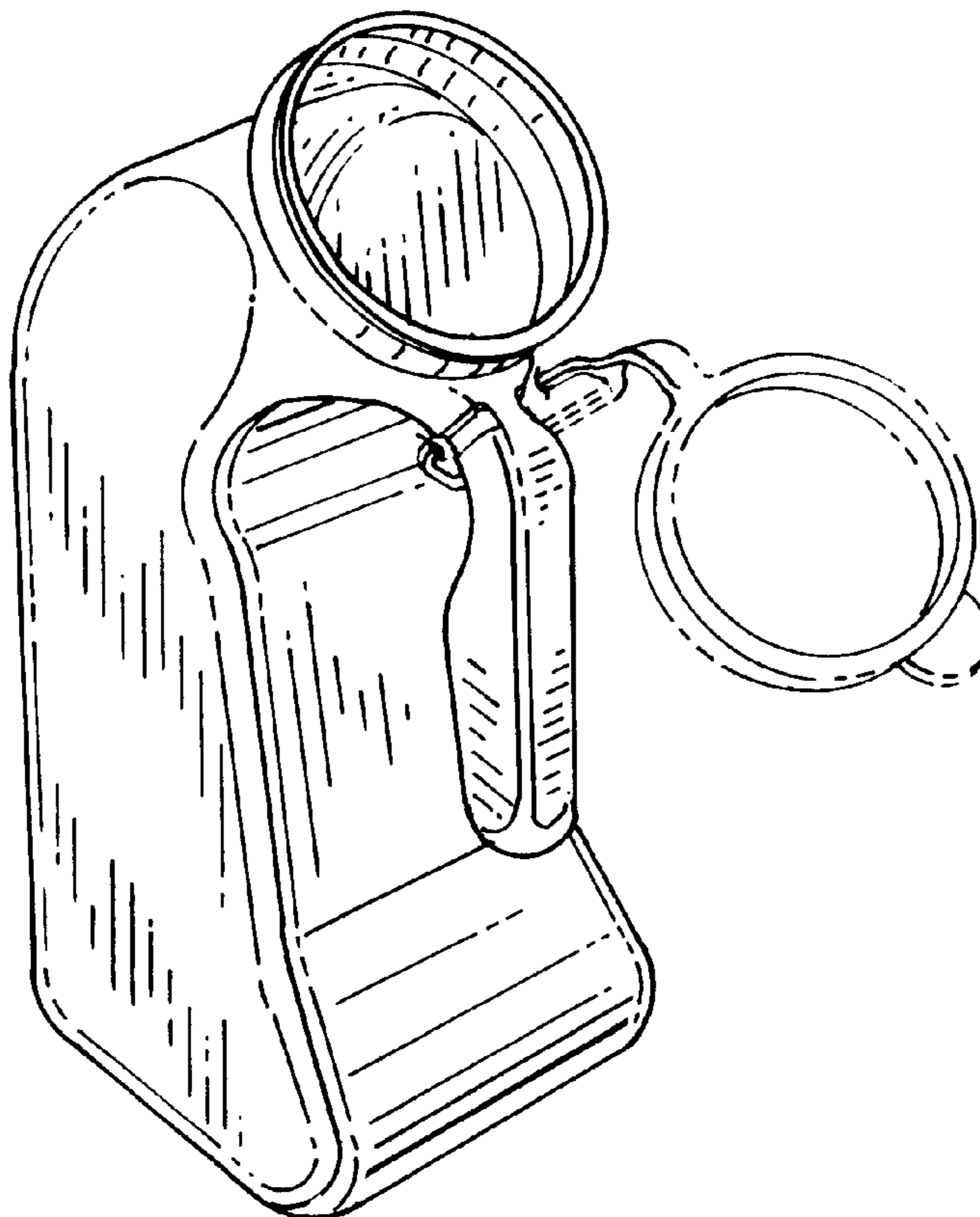
FIG. 4 is a front view thereof;

FIG. 5 is a rear view thereof; and,

FIG. 6 is a bottom view thereof.

The broken-line illustration in FIG. 1, of a snap-on cap and of a tether securing the snap-on cap to the urinal, is for illustrative purposes only and forms no part of my claimed design.

**1 Claim, 1 Drawing Sheet**



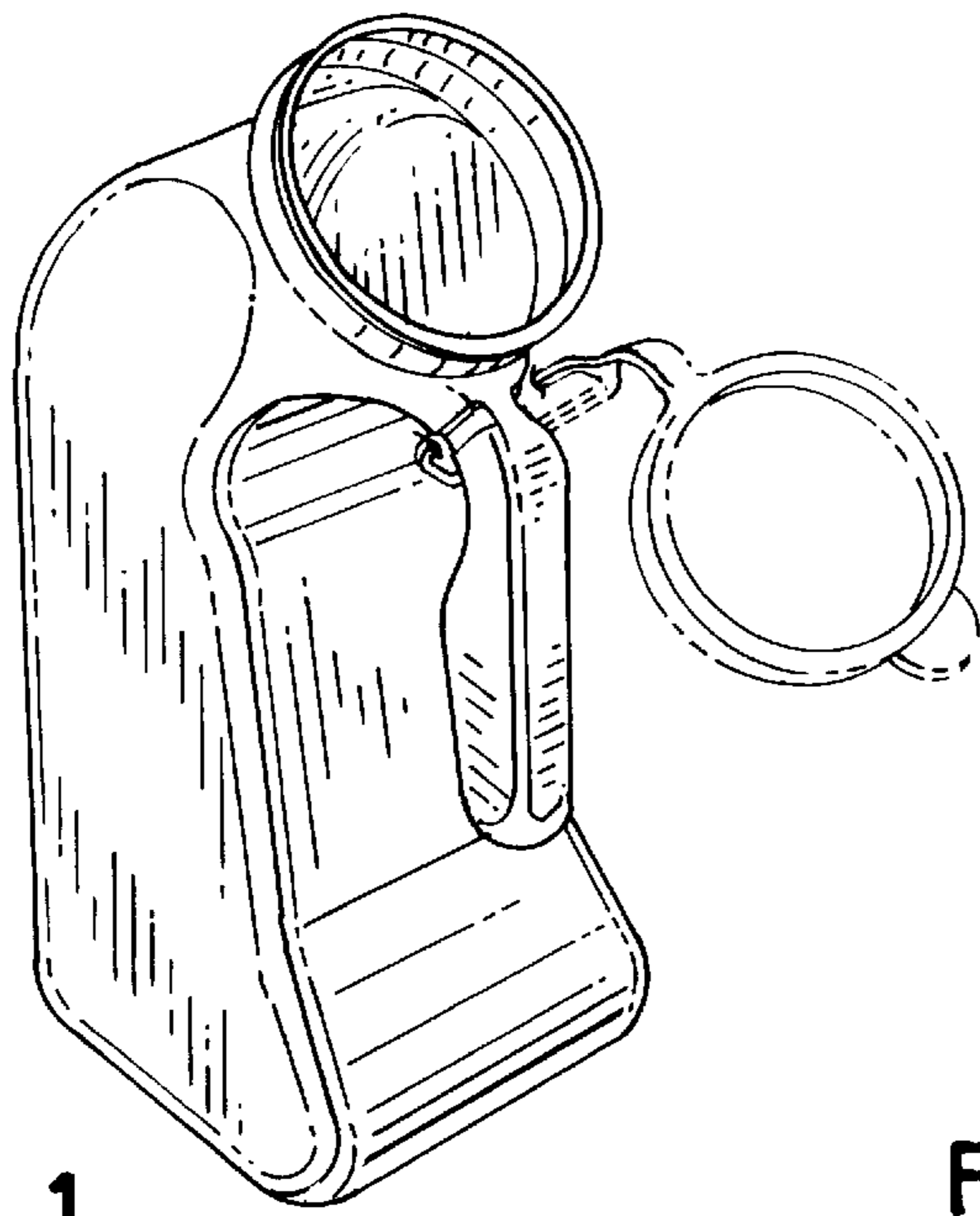


FIG. 1




FIG. 2

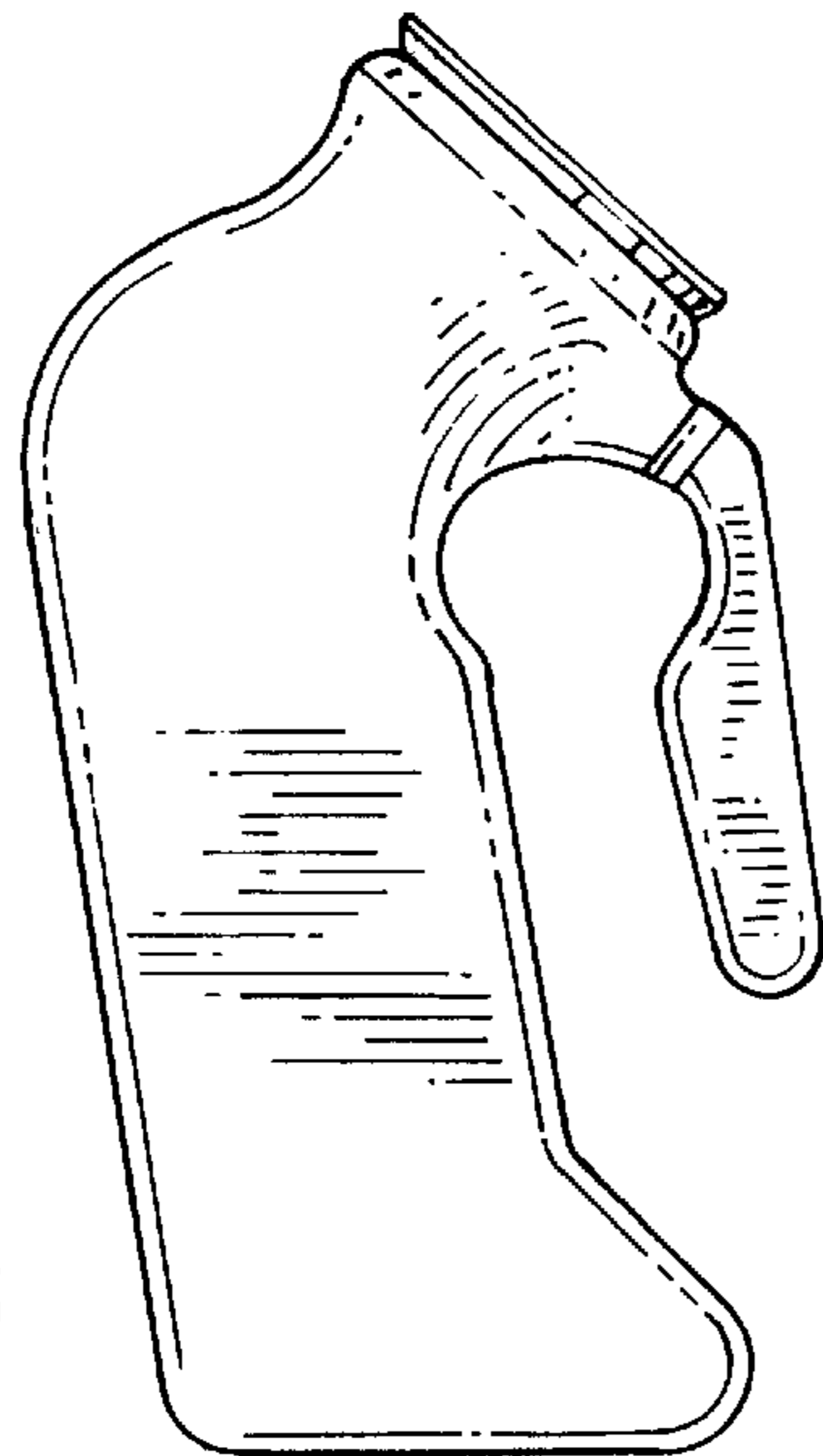


FIG. 3

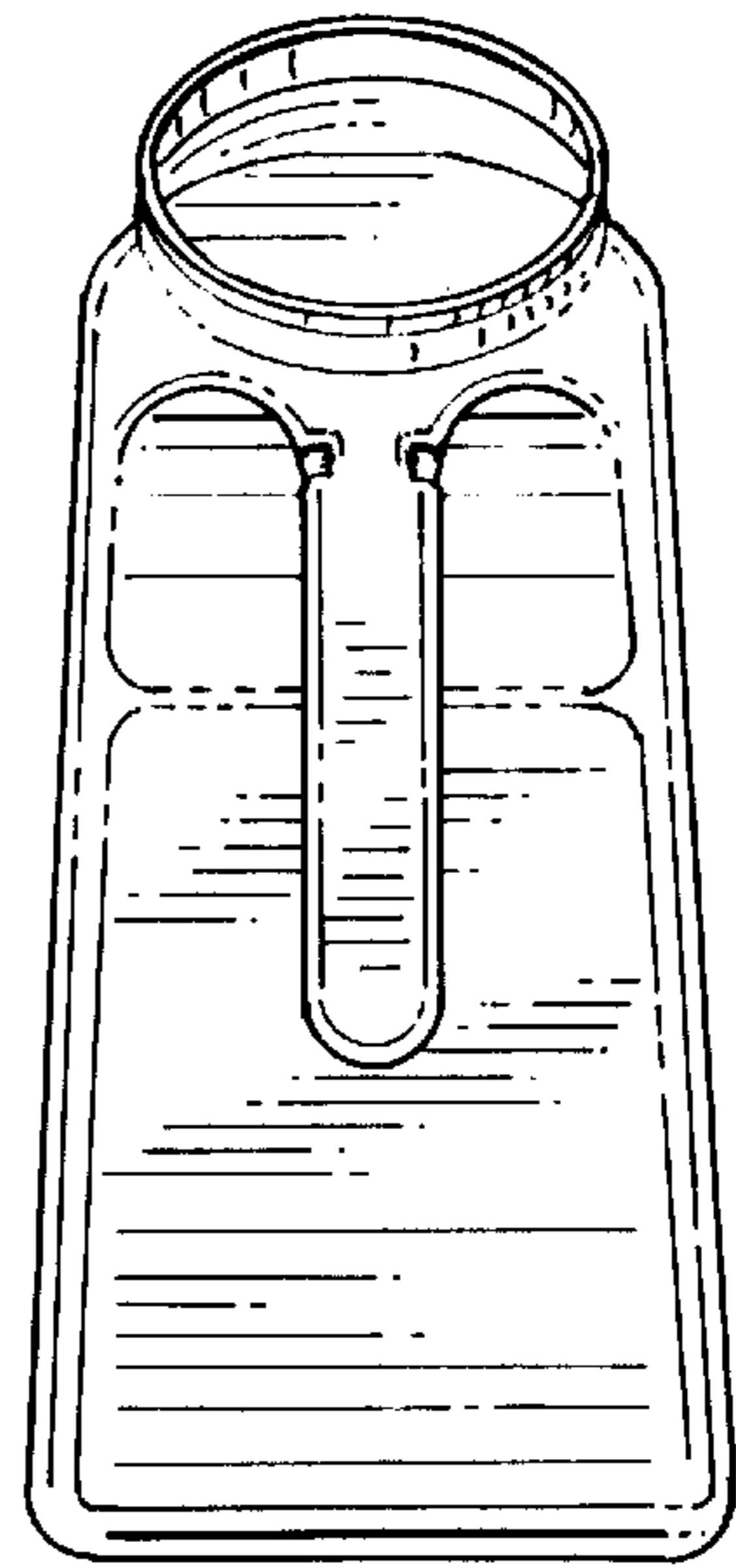


FIG. 4

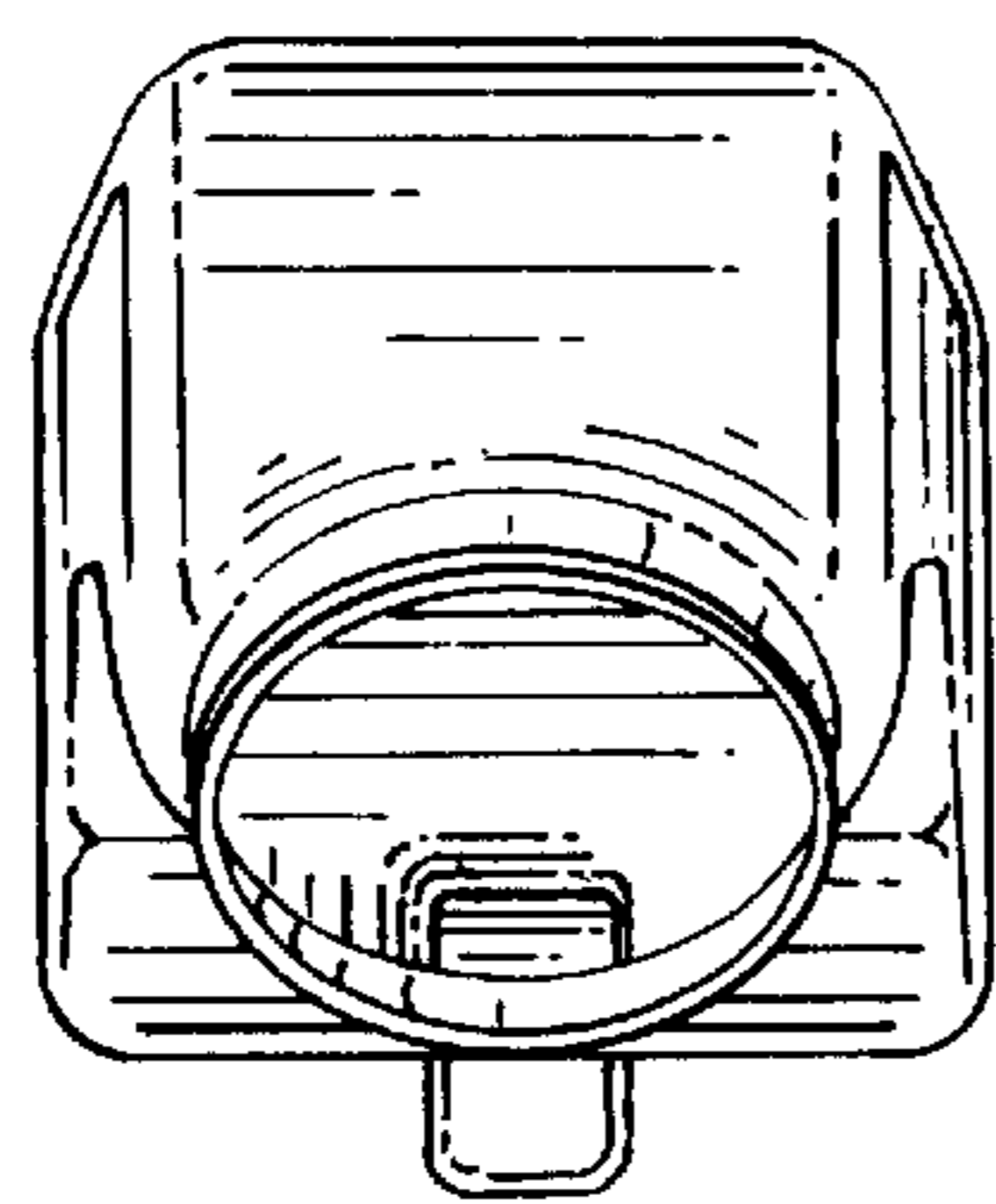


FIG. 5




FIG. 6