



US00D430651S

# United States Patent [19]

Fiegl et al.

[11] **Patent Number: Des. 430,651**

[45] **Date of Patent: \*\* Sep. 5, 2000**

[54] **FAUCET HANDLE**

[75] Inventors: **Tomas Fiegl; Achim Pohl**, both of Darmstadt, Germany

[73] Assignee: **Hansa Metallwerke AG**, Germany

[\*\*] Term: **14 Years**

[21] Appl. No.: **29/099,615**

[22] Filed: **Jan. 25, 1999**

### [30] Foreign Application Priority Data

Jul. 24, 1998 [DE] Germany ..... 498 07 419

[51] **LOC (7) Cl.** ..... **23-01**

[52] **U.S. Cl.** ..... **D23/252**

[58] **Field of Search** ..... D23/238-243,  
D23/200-257; 4/675-678; D8/300-308;  
16/112 R-121

### [56] References Cited

#### U.S. PATENT DOCUMENTS

D. 366,519 1/1996 Lobermeier ..... D23/252

D. 371,430 7/1996 Moon ..... D23/252  
D. 387,136 12/1997 Oswaks et al. .... D23/252  
D. 389,229 1/1998 Kolada ..... D23/252  
D. 390,922 2/1998 Oswaks et al. .... D23/252  
D. 393,831 4/1998 Siemon et al. .... D13/146  
D. 398,378 9/1998 Lord ..... D23/252

*Primary Examiner*—Eric Watterson

### [57] CLAIM

We claim the ornamental design for a faucet handle design, as shown.

### DESCRIPTION

FIG. 1 is a left side elevation of a faucet handle design showing our new design, which is a mirror image of a right side elevation.

FIG. 2 is a front view thereof.

FIG. 3 is a rear view thereof.

FIG. 4 is a top view thereof.

FIG. 5 is a bottom view thereof; and,

FIG. 6 is a perspective view thereof.

**1 Claim, 6 Drawing Sheets**








Fig. 2




Fig. 3

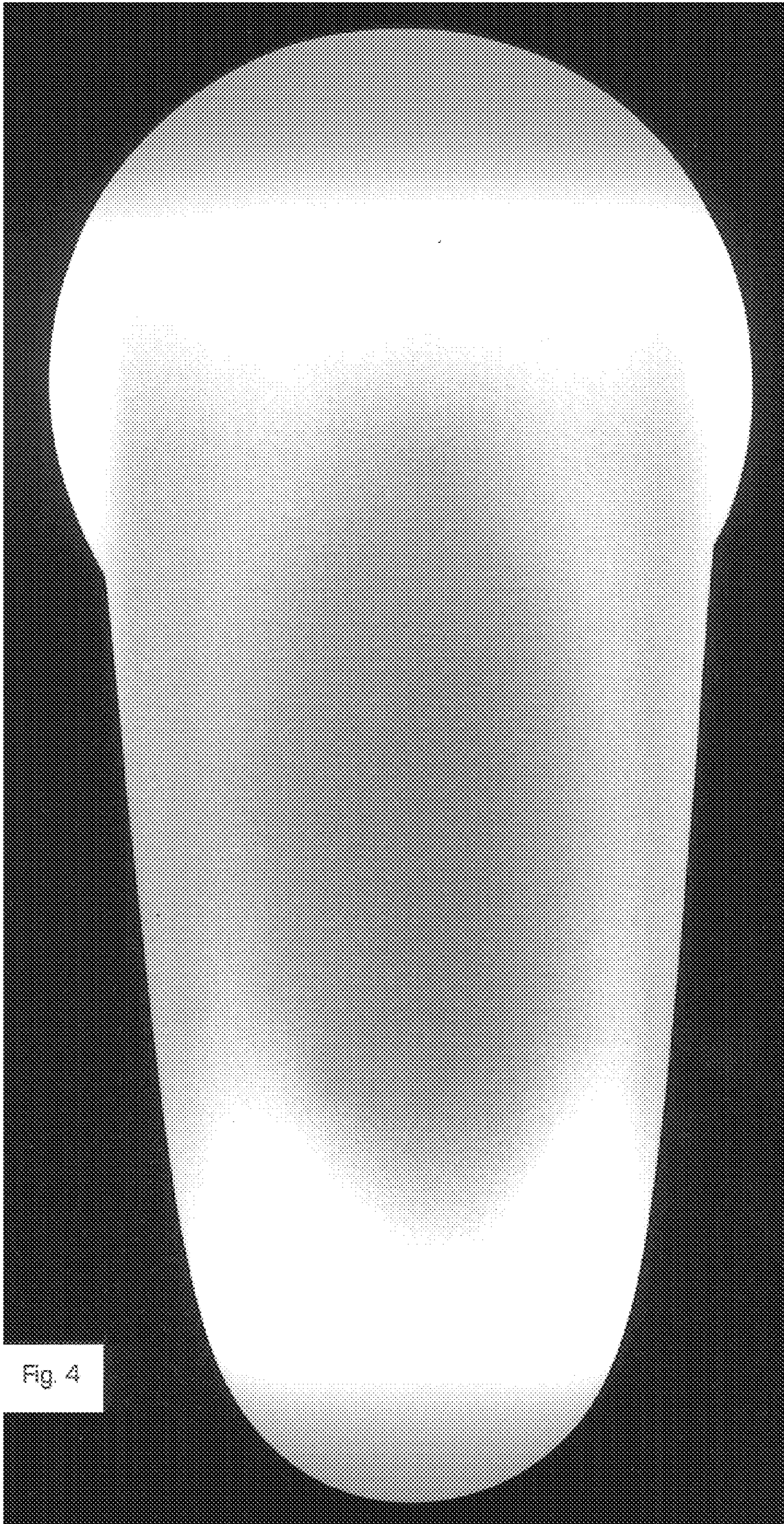


Fig. 4

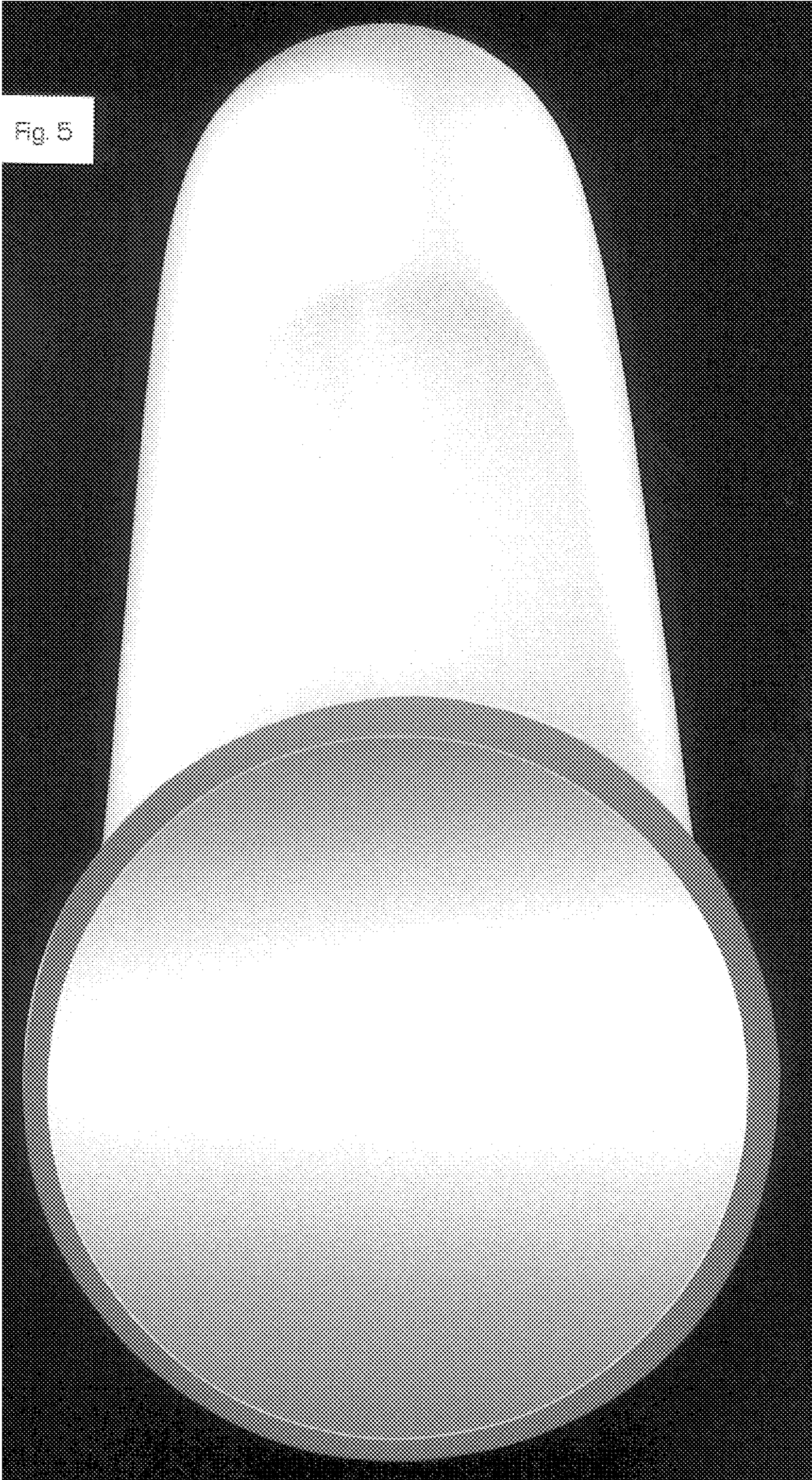


Fig. 5

