



US00D430649S

United States Patent [19]

Milrud et al.

[11] Patent Number: **Des. 430,649**

[45] Date of Patent: **** Sep. 5, 2000**

[54] **KITCHEN FAUCET BODY**

[75] Inventors: **Eduardo Milrud**, Chagrin Falls; **Mark J. Sindelar**, Shaker Heights; **Douglas A. Kemp**, North Ridgeville, all of Ohio

[73] Assignee: **Moen Incorporated**, North Olmsted, Ohio

[**] Term: **14 Years**

[21] Appl. No.: **29/103,895**

[22] Filed: **Apr. 22, 1999**

[51] **LOC (7) Cl.** **23-01**

[52] **U.S. Cl.** **D23/241; D23/249**

[58] **Field of Search** **D23/233, 238, D23/257; 4/675-678; 137/801**

[56] **References Cited**

U.S. PATENT DOCUMENTS

D. 45,574	4/1914	Speakman	D23/241
D. 45,787	5/1914	Bockelman	D23/241
D. 50,151	1/1917	Mortimer	.	
D. 56,935	1/1921	Mueller	.	
D. 62,740	7/1923	Muend	.	
D. 65,364	8/1924	Bickley	.	
D. 77,022	11/1928	Mueller	.	
D. 80,439	2/1930	Fraser	.	
D. 83,674	3/1931	Fraser	.	
D. 94,760	3/1935	Hitchcock	.	
D. 144,249	3/1946	Hinderer	.	
D. 163,545	6/1951	Smolensky	.	

D. 176,447	12/1955	Cohen	.
D. 242,454	11/1976	Jones	.
D. 293,599	1/1988	Bergmann et al.	.
D. 349,753	8/1994	Chen	.

OTHER PUBLICATIONS

Kohler K-500 Design Manual; p. 3-4, item K-149; p. 4-18 item K-8905, Dec. 1990.

American Standard Portfolio of Products; p. K-7, item 7295.152, Dec. 1992.

Primary Examiner—Louis S. Zarfes

Assistant Examiner—G. Andoll

Attorney, Agent, or Firm—McEachran, Jambor, Keating, Bock & Kurtz

[57] **CLAIM**

The ornamental design for a kitchen faucet body, as shown and described.

DESCRIPTION

FIG. 1 is a front perspective view of our new design for a kitchen faucet body;
FIG. 2 is a bottom perspective view thereof;
FIG. 3 is a top view thereof;
FIG. 4 is a bottom view thereof;
FIG. 5 is a front view thereof;
FIG. 6 is a rear view thereof; and,
FIG. 7 is a left side view thereof, the right side being a mirror image of the left side.

1 Claim, 2 Drawing Sheets

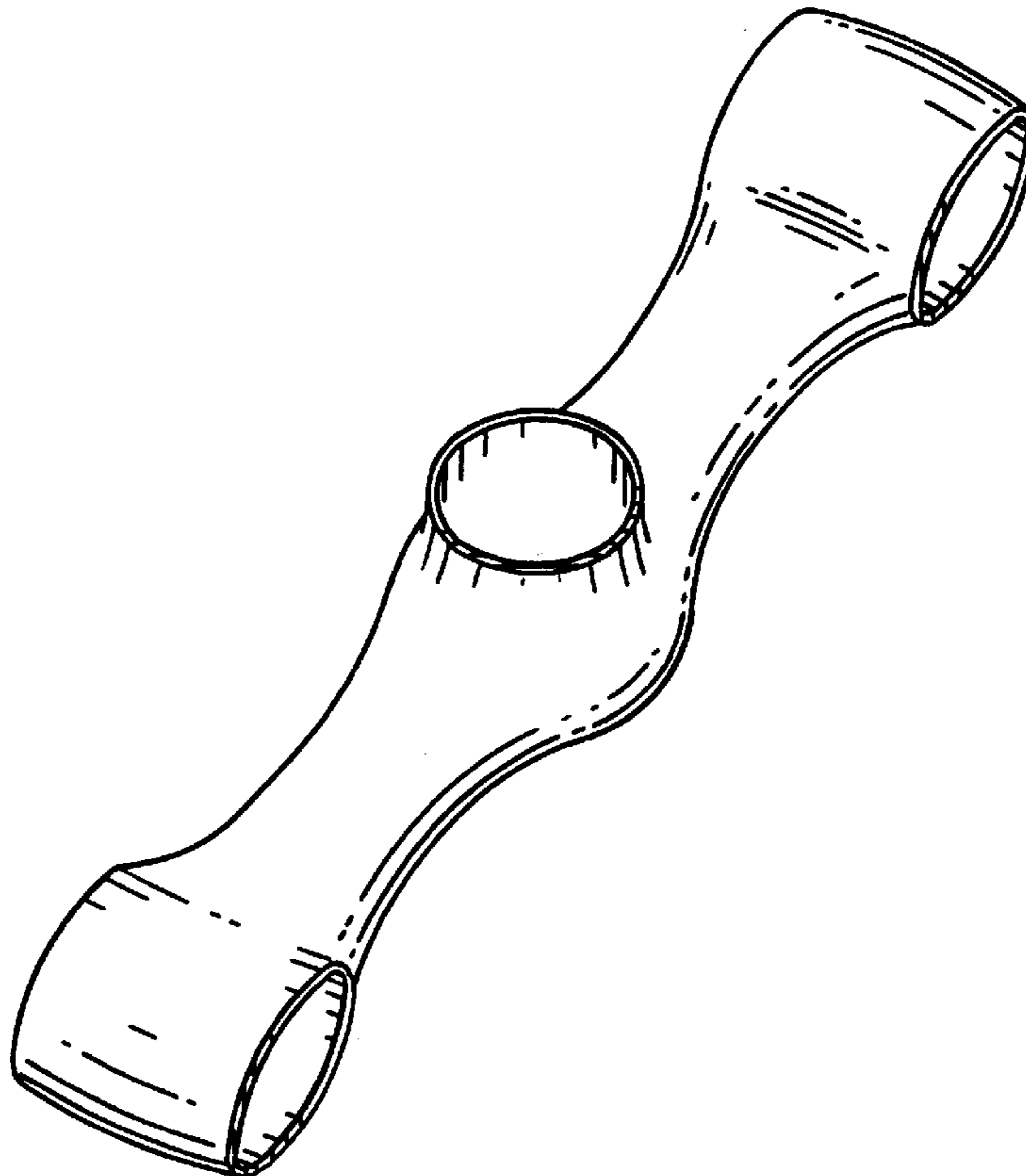


FIG. 1.

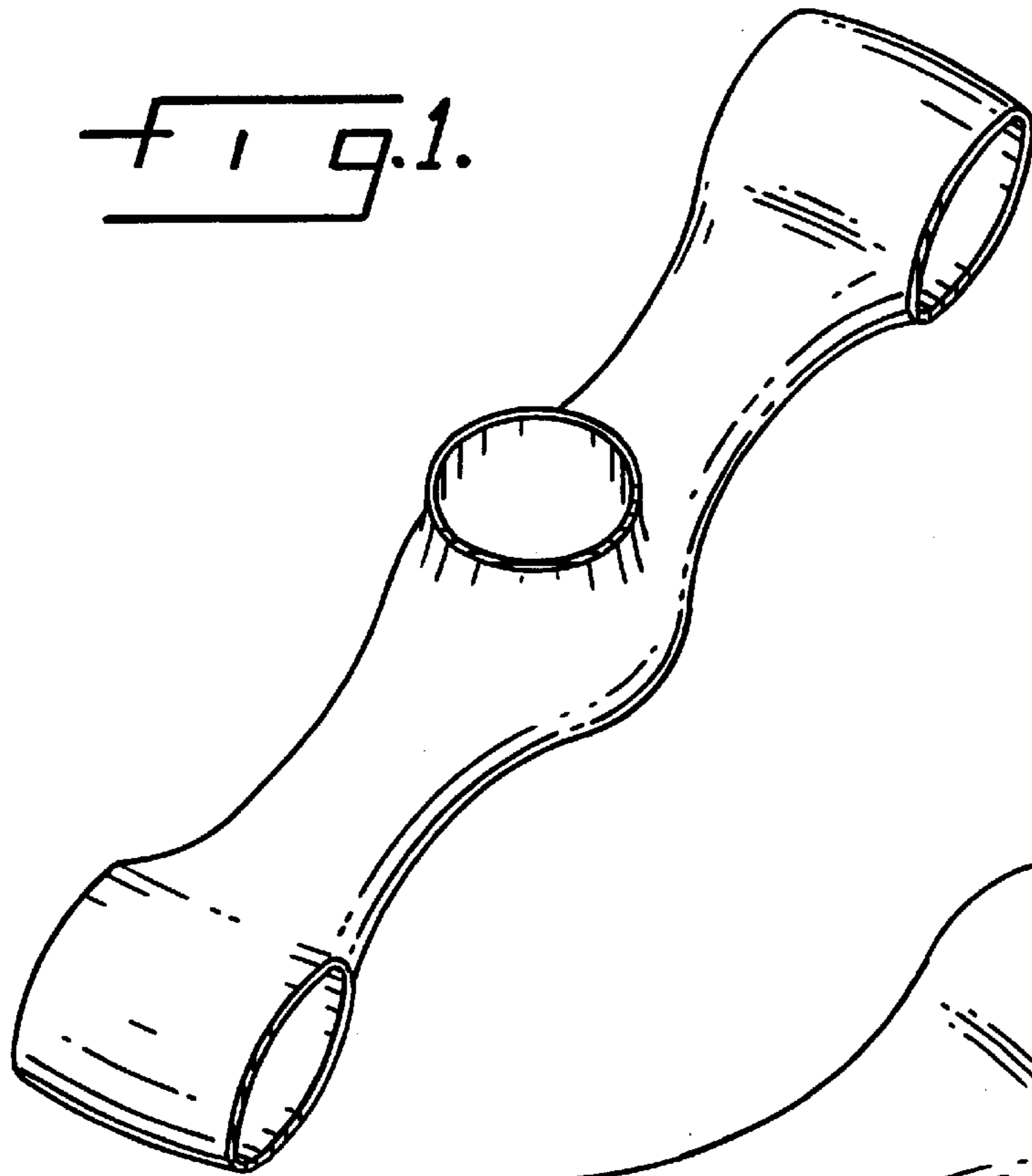


FIG. 2.

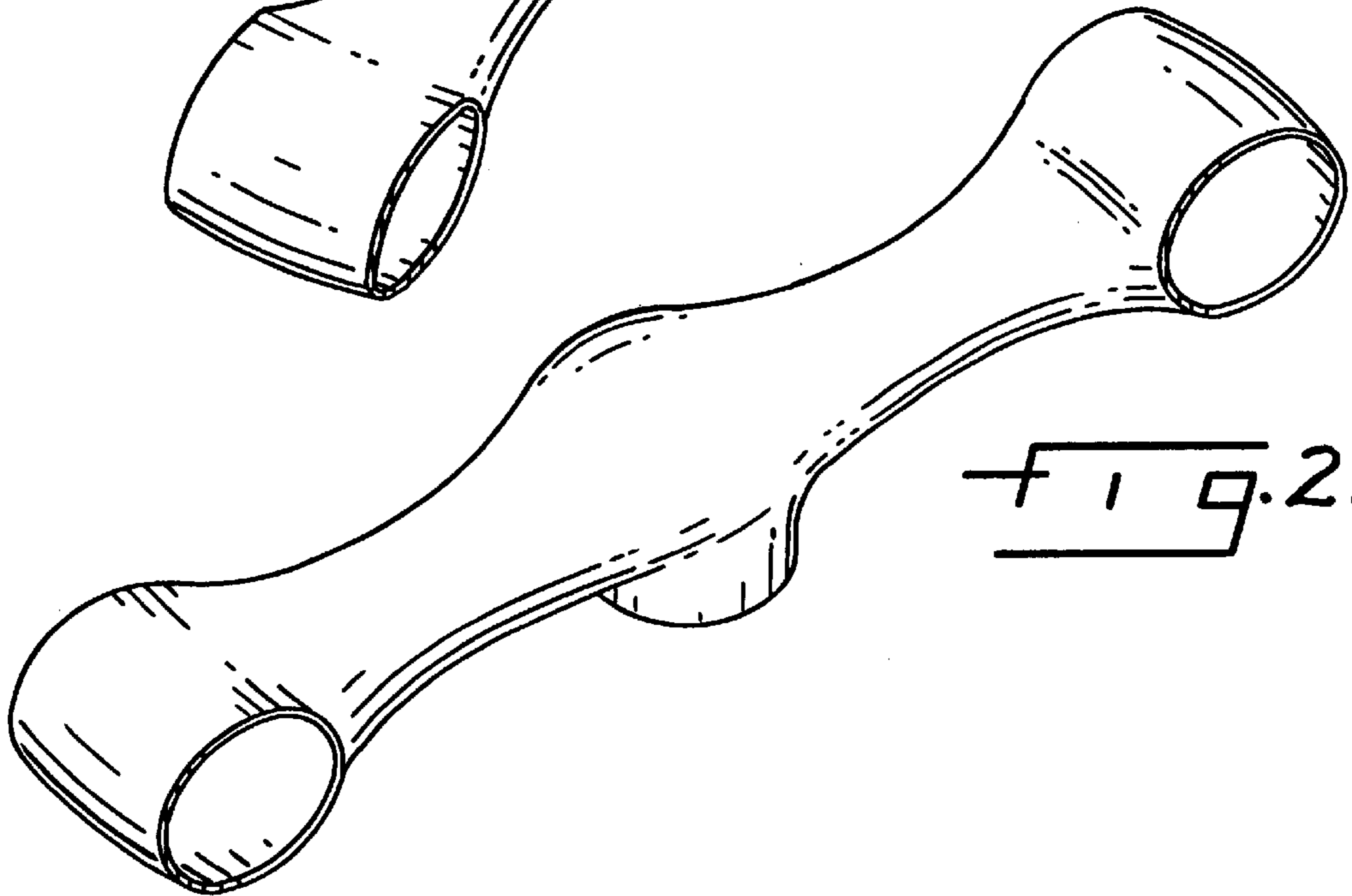


FIG. 3.

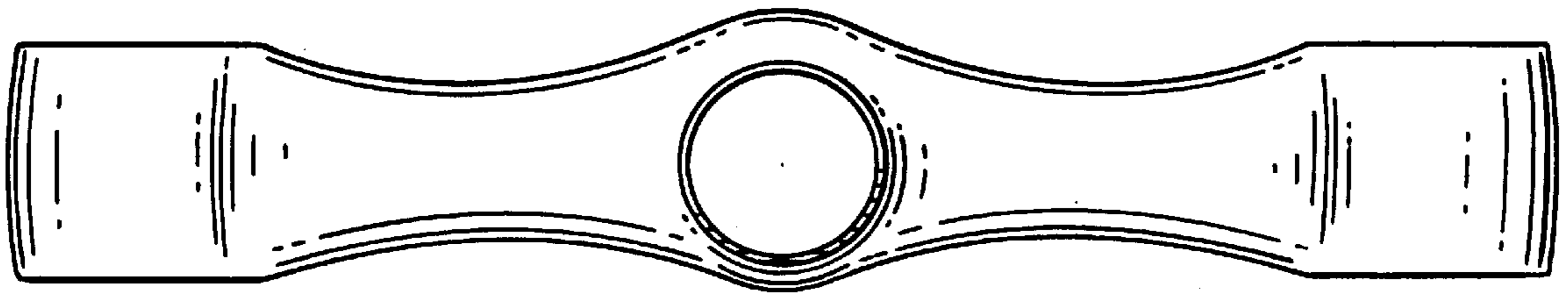


FIG. 4.

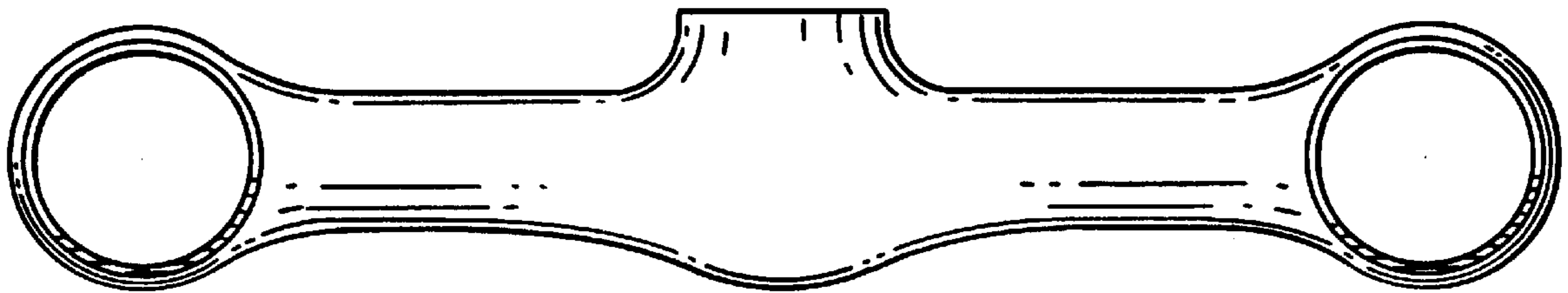
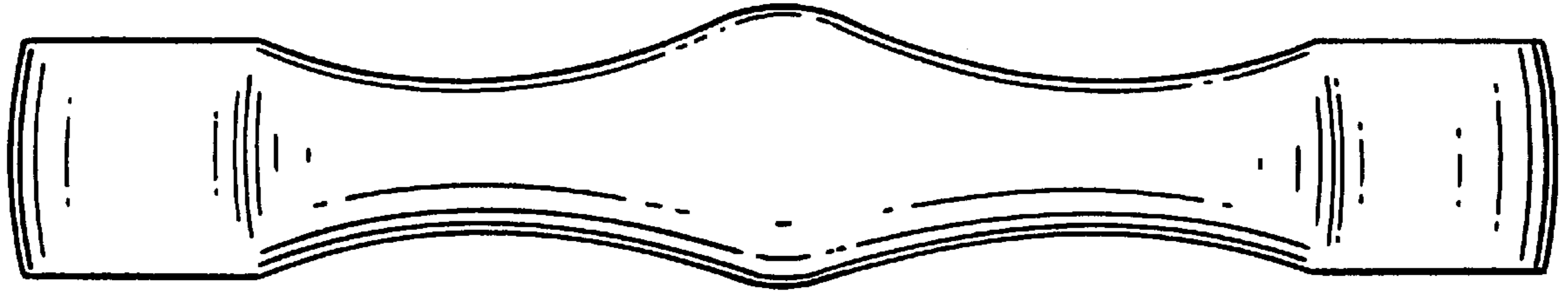


FIG. 5.

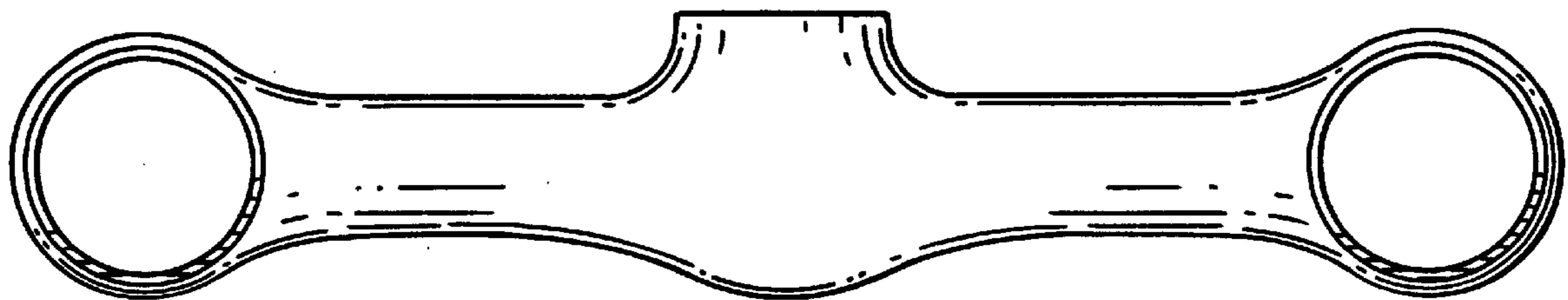


FIG. 6.




FIG. 7.