

US00D430618S

United States Patent [19] Ryan

[11] Patent Number: **Des. 430,618**

[45] Date of Patent: **** Sep. 5, 2000**

[54] **NOVELTY PIANO TOY**

[75] Inventor: **Patrick Ryan**, Cooper City, Fla.

[73] Assignee: **Atico International USA, Inc.**, Ft. Lauderdale, Fla.

[**] Term: **14 Years**

[21] Appl. No.: **29/111,944**

[22] Filed: **Oct. 6, 1999**

[51] **LOC (7) Cl.** **21-01**

[52] **U.S. Cl.** **D21/398; D21/409**

[58] **Field of Search** D21/398, 405, D21/409, 604, 605; 446/297, 298, 303; 84/404; 40/411, 414, 418; 984/156, DIG. 1

[56] **References Cited**

U.S. PATENT DOCUMENTS

D. 50,853	5/1917	Swetland	D21/604
D. 69,559	3/1926	Berger	D21/409
D. 237,400	10/1975	Stubbmann	D21/409

D. 269,018	5/1983	Appel et al.	D21/409
D. 366,075	1/1996	Bhandhugravi et al.	D21/604
2,254,091	8/1941	Bossi	40/418
2,279,143	4/1942	Lohr	84/404
2,307,296	1/1943	Peyton	40/411
5,011,450	4/1991	Chen	446/303 X

Primary Examiner—Dominic Simone
Attorney, Agent, or Firm—Cobrin & Gittes

[57] **CLAIM**

The ornamental design for a novelty piano toy, as shown and described.

DESCRIPTION

FIG. 1 is a top, front and right side perspective view of the novelty piano toy;
FIG. 2 is a top plan view of the novelty piano toy;
FIG. 3 is a front view of the novelty piano toy;
FIG. 4 is a left side view of the novelty piano toy;
FIG. 5 is a right side view of the novelty piano toy;
FIG. 6 is a rear view of the novelty piano toy; and,
FIG. 7 is a bottom plan view of the novelty piano toy.

1 Claim, 4 Drawing Sheets

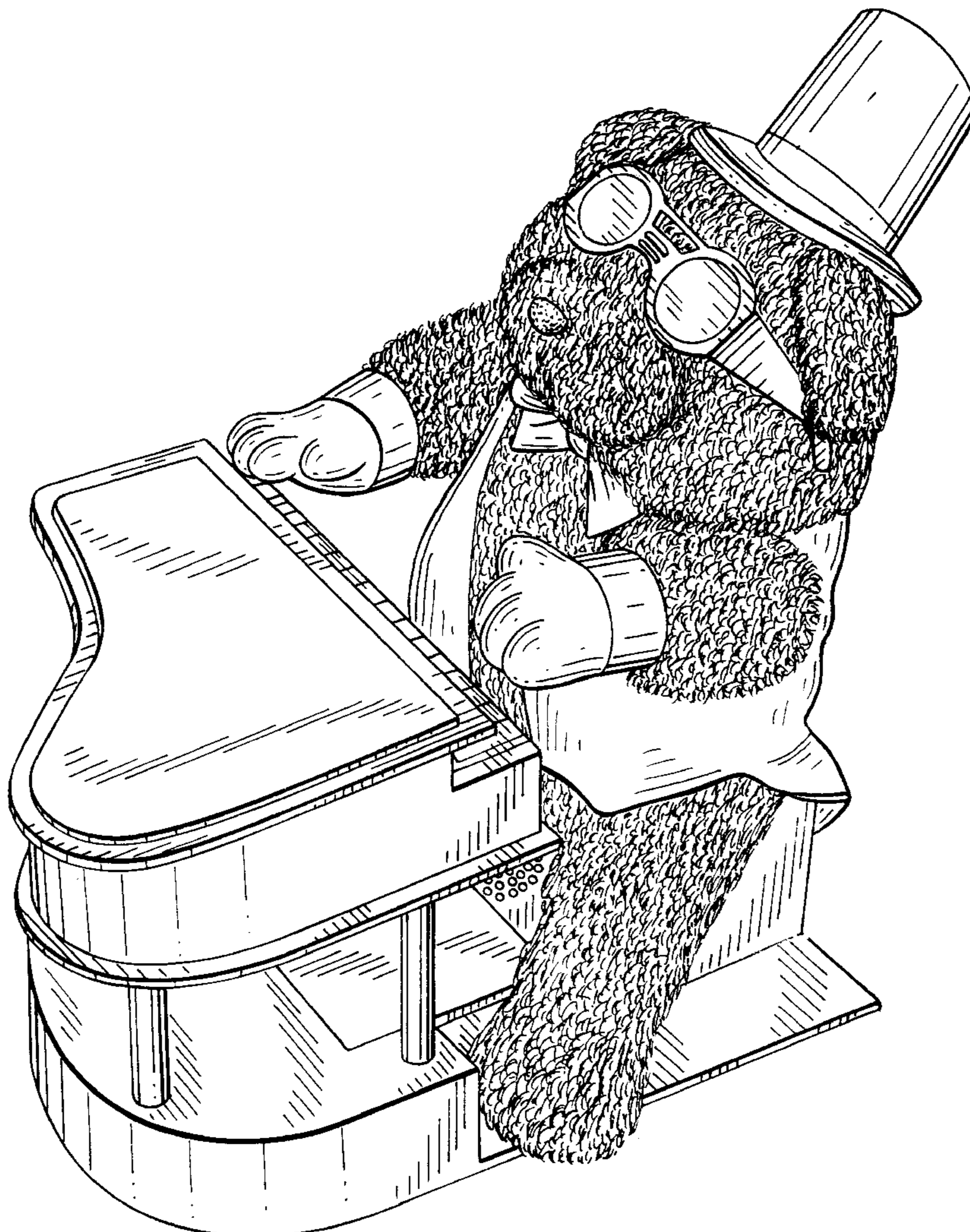



FIG. 1



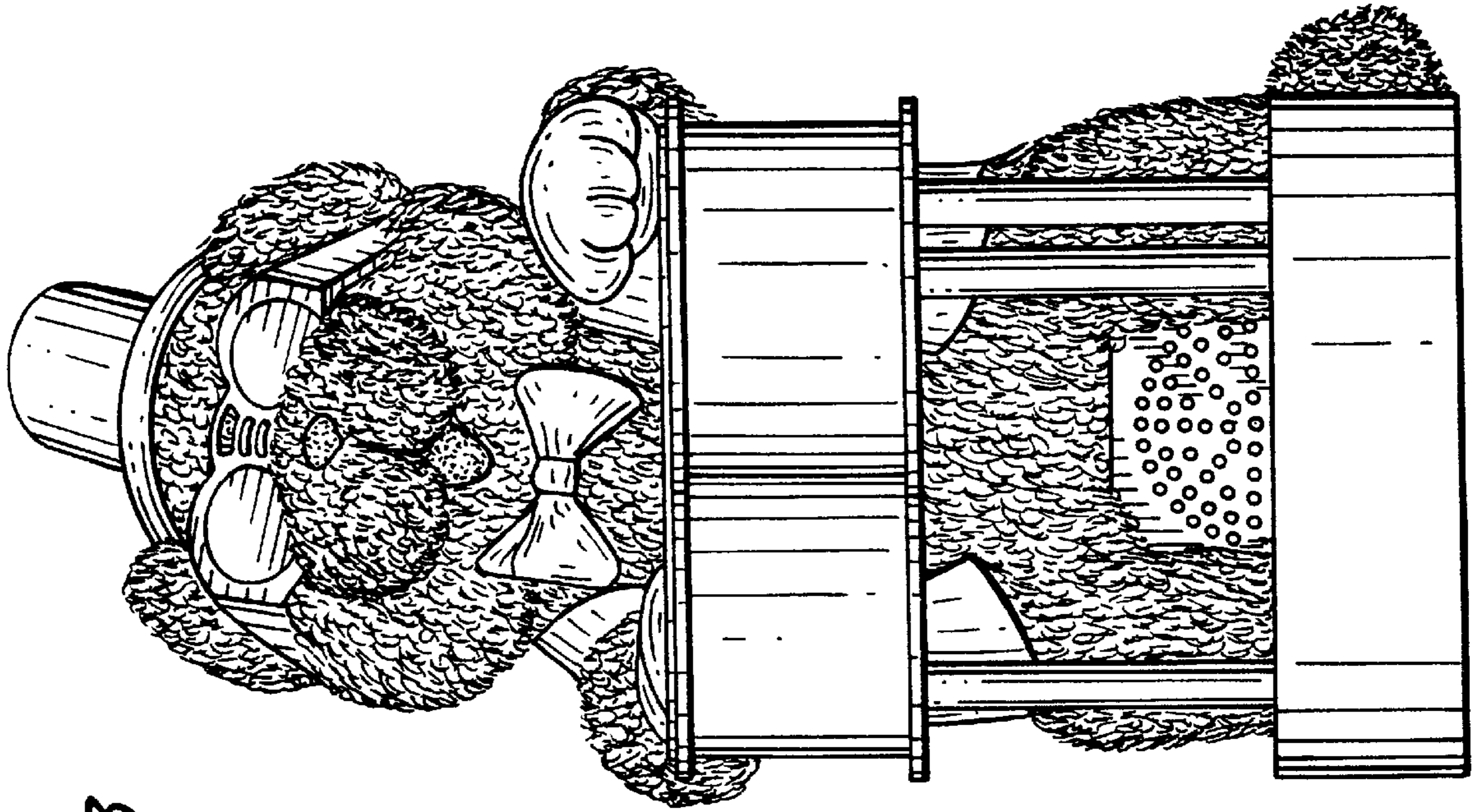


FIG. 3




FIG. 2

