



US00D430616S

United States Patent [19]
Rosenthal

[11] **Patent Number: Des. 430,616**

[45] **Date of Patent: ** Sep. 5, 2000**

[54] **TAG**

[75] **Inventor: Gunter Rosenthal, St-Benoit, Canada**

[73] **Assignee: G. Rosenthal Import Ltd., St-Laurent, Canada**

[**] **Term: 14 Years**

[21] **Appl. No.: 29/116,837**

[22] **Filed: Jan. 12, 2000**

D. 253,389	11/1979	South, Jr. .	
D. 254,016	1/1980	Beck	D20/28
D. 313,631	1/1991	White .	
3,057,093	10/1962	Gallo .	
4,079,530	3/1978	Atherton et al. .	
4,196,533	4/1980	Kamphausen .	
5,579,599	12/1996	Haeseler .	

Primary Examiner—Susan J. Lucas
Assistant Examiner—J. Rivard
Attorney, Agent, or Firm—Sterne, Kessler, Goldstein & Fox P.L.L.C.

Related U.S. Application Data

[63] Continuation-in-part of application No. 29/098,739, Jan. 5, 1999.

[30] **Foreign Application Priority Data**

Jul. 29, 1998 [CA] Canada 1998-1801

[51] **LOC (7) Cl.** **19-08**

[52] **U.S. Cl.** **D20/22; D20/28; D8/1**

[58] **Field of Search** D20/10, 22, 26,
D20/27, 40, 41, 28; D8/1; 40/299.01, 584,
606, 607, 645

[56] **References Cited**

U.S. PATENT DOCUMENTS

30,254 2/1899 Wells D20/22

[57] **CLAIM**

The ornamental design for a tag, as shown and described.

DESCRIPTION

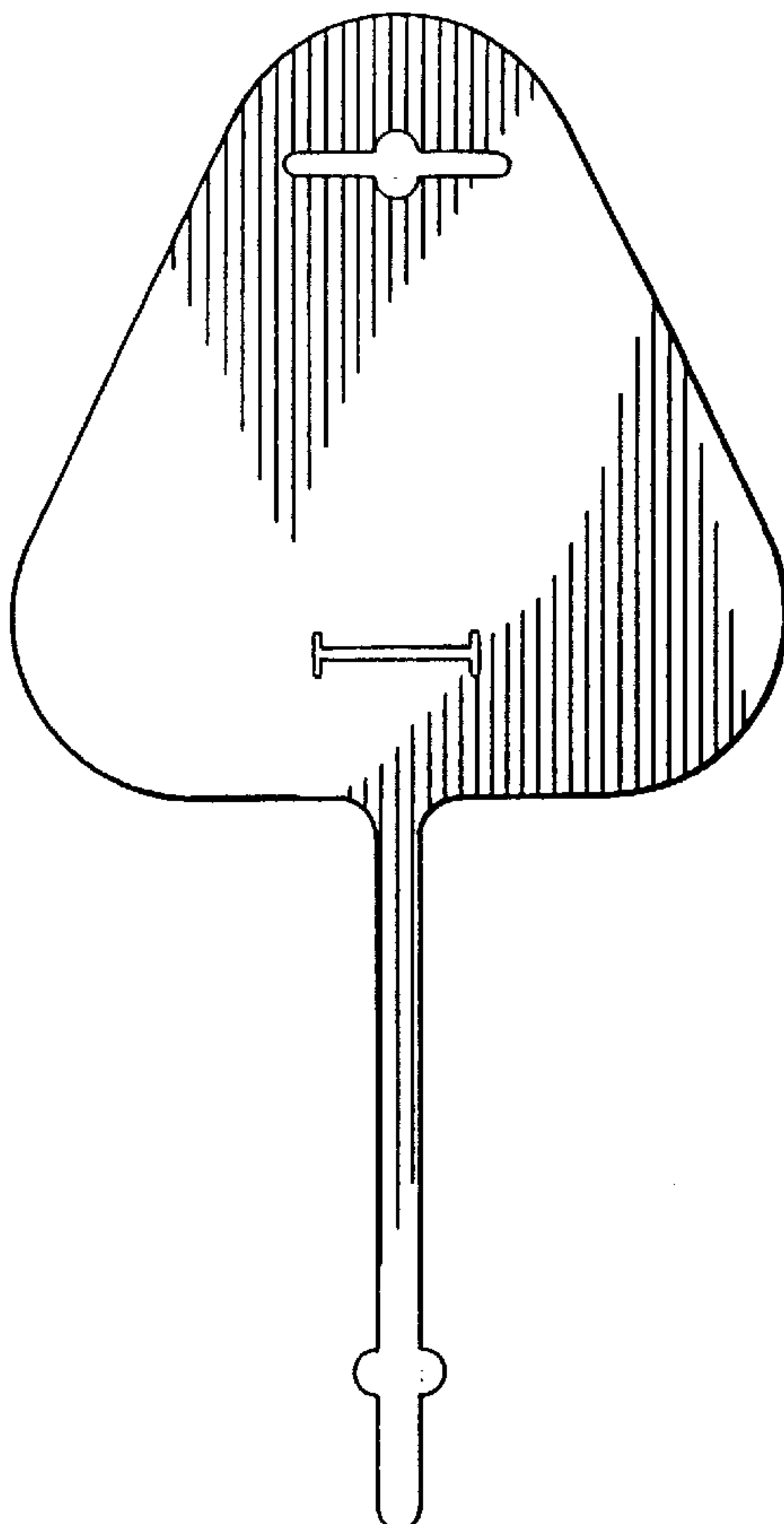
FIG. 1 is a front elevation of the display tag of the present design;

FIG. 2 is a top plan view of the embodiment shown in FIG. 1;

FIG. 3 is a side elevation thereof, the other side being a mirror image; and,

FIG. 4 is a bottom plan view thereof.

1 Claim, 1 Drawing Sheet



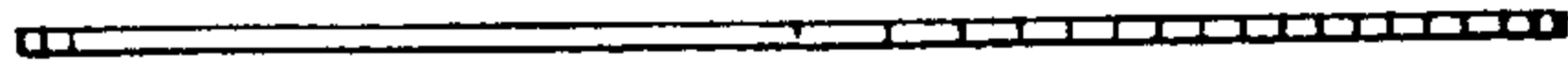


Fig. 2

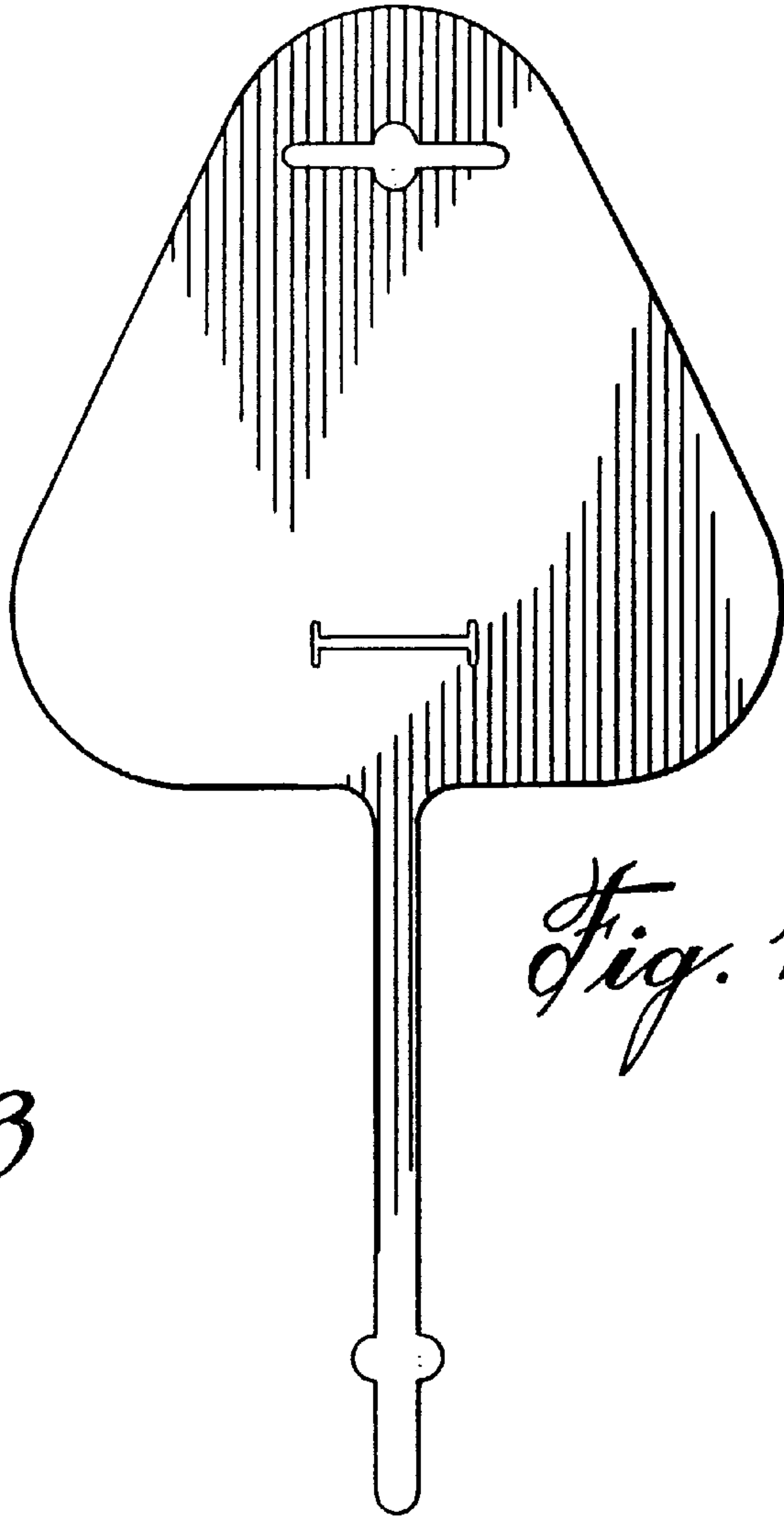


Fig. 1

Fig. 3



Fig. 4