



US00D430609S

United States Patent [19]
Keda

[11] **Patent Number: Des. 430,609**

[45] **Date of Patent: ** Sep. 5, 2000**

[54] **CAP FOR WRITING INSTRUMENT**

D. 414,205 9/1999 Chevalier et al. D19/57
D. 416,941 11/1999 Chevalier et al. D19/51

[75] Inventor: **Tadashi Keda**, Kawagoe, Japan

Primary Examiner—Martie K. Holtje
Attorney, Agent, or Firm—McGinn & Gibb, P.C.

[73] Assignee: **Kotobuki & Co., Ltd.**, Kyoto, Japan

[**] Term: **14 Years**

[57] **CLAIM**

[21] Appl. No.: **29/117,763**

The ornamental design for a cap for writing instrument, as shown and described.

[22] Filed: **Feb. 2, 2000**

DESCRIPTION

[30] **Foreign Application Priority Data**

Sep. 29, 1999 [JP] Japan 11-26217

FIG. 1 is a front elevational view of the cap for writing instrument according to the present invention;

[51] **LOC (7) Cl.** **19-06**

FIG. 2 is a right side elevational view of the cap for writing instrument of FIG. 1, the left side being a mirror image of the right side;

[52] **U.S. Cl.** **D19/57; D19/56**

[58] **Field of Search** D19/35, 36, 41-51,
D19/53-58, 81-85; 401/102, 202, 243-247,
262

FIG. 3 is a rear elevational view of the cap for writing instrument of FIG. 1;

FIG. 4 is a top plan view of the cap for writing instrument of FIG. 1;

[56] **References Cited**

U.S. PATENT DOCUMENTS

D. 389,863 1/1998 Nguyen D19/48
D. 407,436 3/1999 Chevalier et al. D19/43
D. 409,658 5/1999 Chevalier et al. D19/51
D. 409,661 5/1999 Izushima D19/57

FIG. 5 is a bottom plan view of the cap for writing instrument of FIG. 1; and,

FIG. 6 is a top, right side perspective view of the cap for writing instrument of FIG. 1.

1 Claim, 2 Drawing Sheets



FIG.2

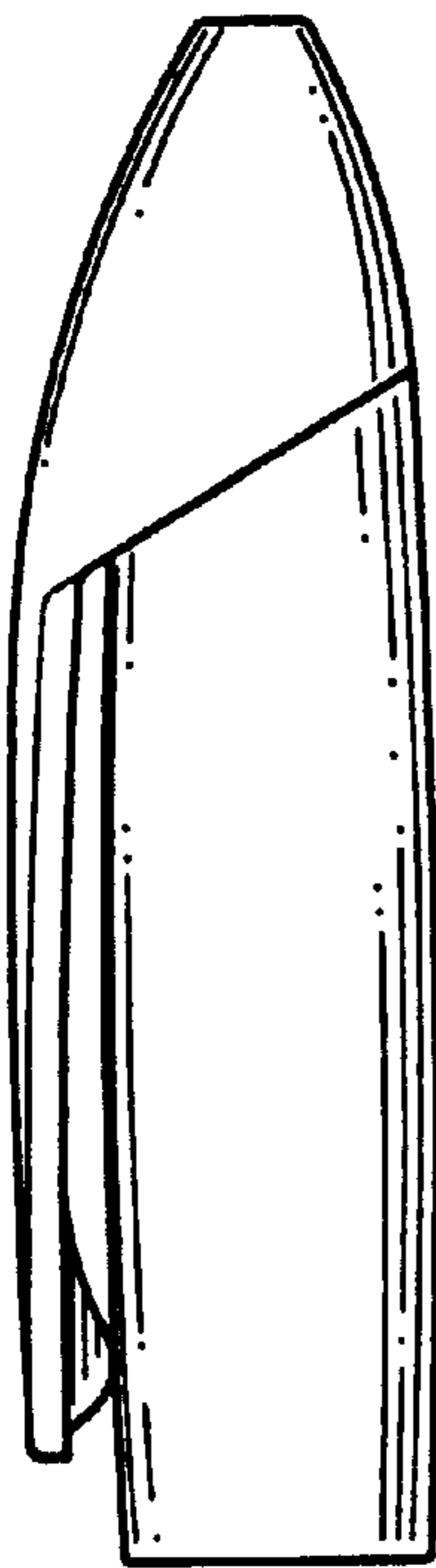


FIG.1



FIG.3




FIG.6



FIG.4

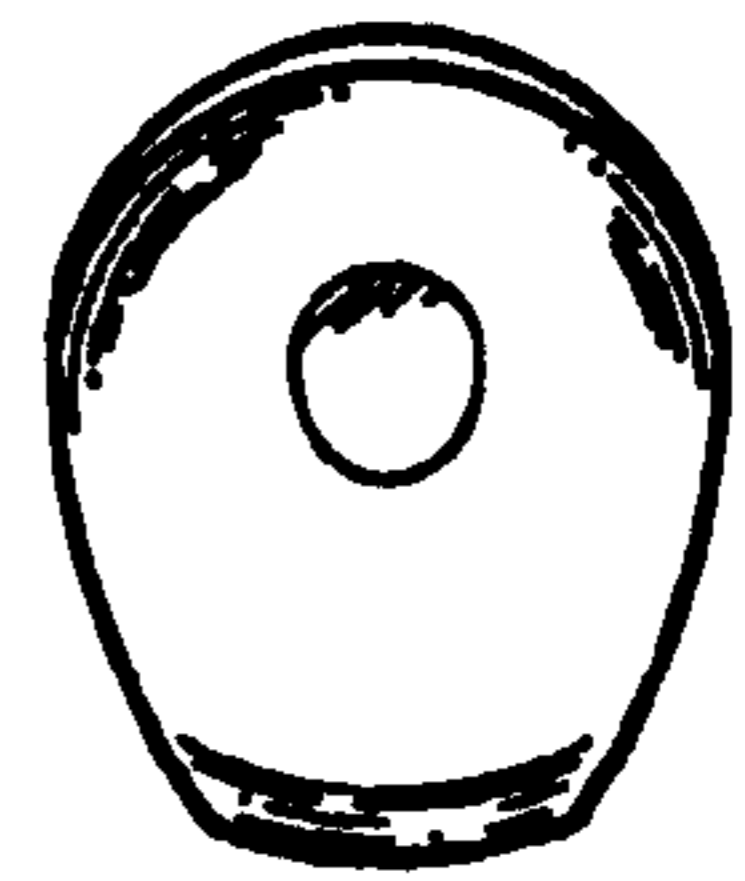


FIG.5

