



US00D430607S

United States Patent [19]

Matsuzaki et al.

[11] Patent Number: **Des. 430,607**

[45] Date of Patent: **** Sep. 5, 2000**

[54] **MECHANICAL PENCIL**

[75] Inventors: **Nobuki Matsuzaki; Sachiko Tone,**
both of Osaka, Japan

[73] Assignee: **Kokuyo Kabushiki Kaisha,** Osaka-fu,
Japan

[**] Term: **14 Years**

[21] Appl. No.: **29/117,487**

[22] Filed: **Jan. 28, 2000**

[30] Foreign Application Priority Data

Oct. 29, 1999 [JP] Japan 11-30012

[51] **LOC (7) Cl.** **19-06**

[52] **U.S. Cl.** **D19/49; D19/51; D19/56**

[58] **Field of Search** D19/35, 36, 41-51,
D19/53-58, 81-85; 401/6, 7, 88, 99, 100,
103, 104, 109-116, 209

[56] References Cited

U.S. PATENT DOCUMENTS

D. 363,084 10/1995 Hollington D19/51

D. 377,051	12/1996	Takemura	D19/51
D. 387,804	12/1997	Izushima	D19/51
D. 395,447	6/1998	Izushima	D19/49
D. 401,624	11/1998	Sakuno	D19/51
D. 413,927	9/1999	Izushima	D19/48
D. 417,891	12/1999	Izushima	D19/48
D. 418,163	12/1999	Rosen	D19/51

Primary Examiner—Martie K. Holtje

[57] CLAIM

The ornamental design for a mechanical pencil, as shown and described.

DESCRIPTION

FIG. 1 is a perspective view of the top, front and left side of a mechanical pencil showing our new design;
 FIG. 2 is a front elevational view thereof;
 FIG. 3 is a left side elevational view thereof;
 FIG. 4 is a rear elevational view thereof;
 FIG. 5 is a top plan view thereof; and,
 FIG. 6 is a bottom view thereof.

1 Claim, 3 Drawing Sheets

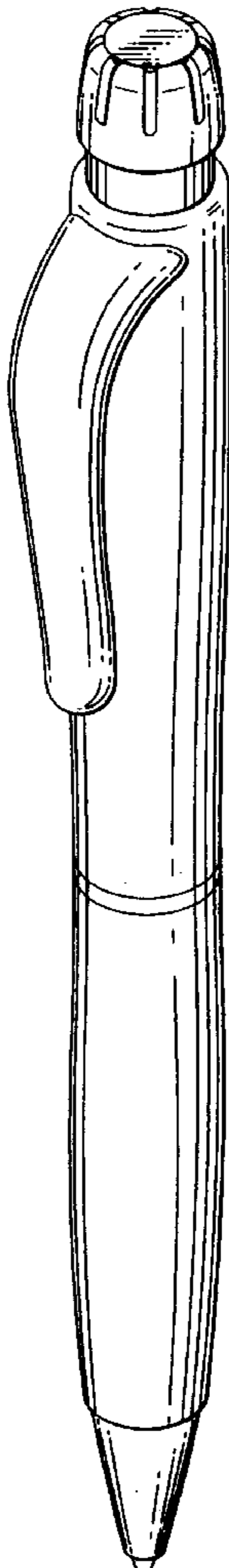


FIG. 1

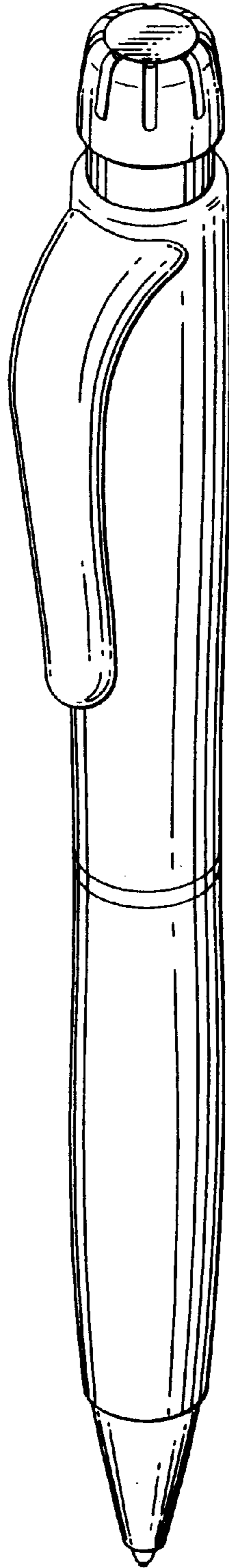


FIG. 2

FIG. 3

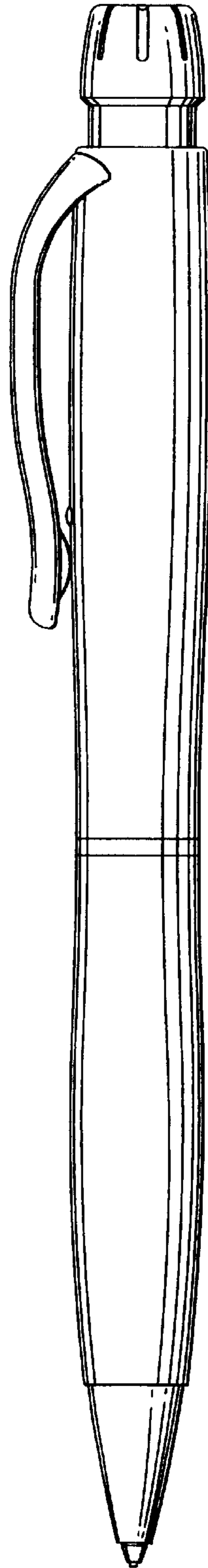
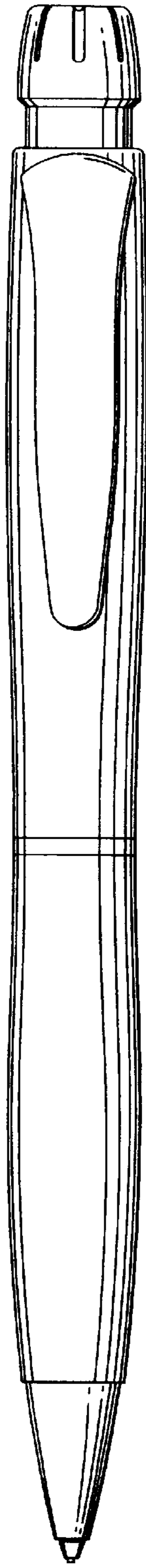


FIG. 4

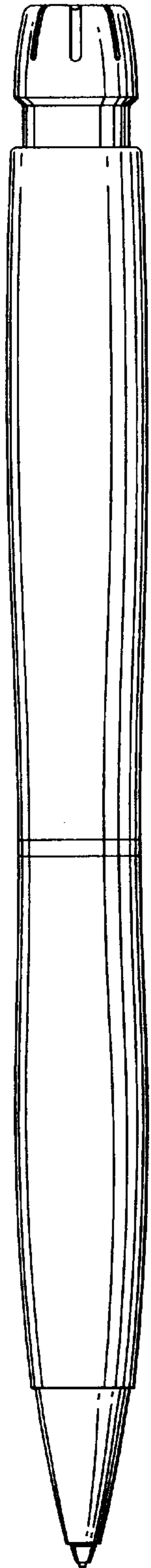


FIG. 5

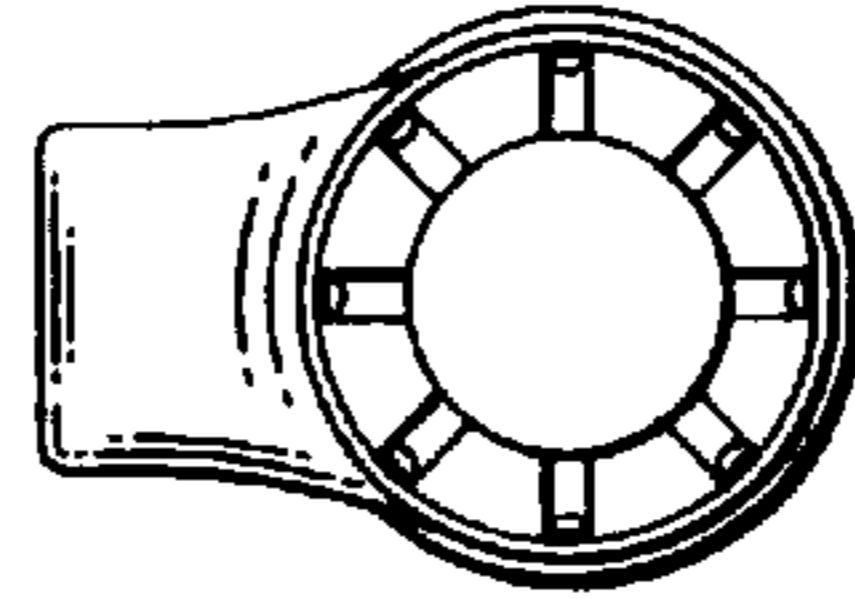


FIG. 6

