



US00D430594S

United States Patent [19]
Nakamura

[11] **Patent Number: Des. 430,594**

[45] **Date of Patent: ** Sep. 5, 2000**

[54] **STAMP**

[75] Inventor: **Seiji Nakamura**, Nagoya, Japan

[73] Assignee: **Brother Kogyo Kabushiki Kaisha**,
Nagoya, Japan

[**] Term: **14 Years**

[21] Appl. No.: **29/103,430**

[22] Filed: **Apr. 14, 1999**

[30] **Foreign Application Priority Data**

Nov. 16, 1998 [JP] Japan 10-33112

[51] **LOC (7) Cl.** **19-02**

[52] **U.S. Cl.** **D18/15**

[58] **Field of Search** D18/18, 16, 15,
D18/17; 118/264, 268; 101/333, 327, 405,
371, 372, 373, 376

[56] **References Cited**

U.S. PATENT DOCUMENTS

D. 378,827 4/1997 Uchiyama D18/15
D. 378,828 4/1997 Harden D18/15

D. 385,905 11/1997 Harden D18/15
D. 419,179 1/2000 Nakamura D18/15
3,478,682 11/1969 Funahashi 101/327
4,432,281 2/1984 Wall et al. 101/327
5,843,880 12/1998 Seo et al. 101/333
5,974,969 11/1999 Okumura et al. 101/327

OTHER PUBLICATIONS

Miller's Office Supply Catalog. p. 909. Itmes A and D—Stamps., Dec. 1997.

Primary Examiner—Louis S. Zarfes
Assistant Examiner—Greg Andoll
Attorney, Agent, or Firm—Oliff & Berridge, PLC


[57] **CLAIM**

The ornamental design for stamp, as shown and described.

DESCRIPTION

FIG. 1 is a top view of a stamp in accordance with my inventive design;
FIG. 2 is a front view thereof;
FIG. 3 is a left view thereof;
FIG. 4 is a rear, right and top perspective view thereof; and,
FIG. 5 is a bottom view thereof.

1 Claim, 3 Drawing Sheets






FIG. 1




FIG. 2




FIG. 3




FIG. 4




FIG. 5